

FY20/21 Budget Submittal

Ways & Means
January 22, 2020



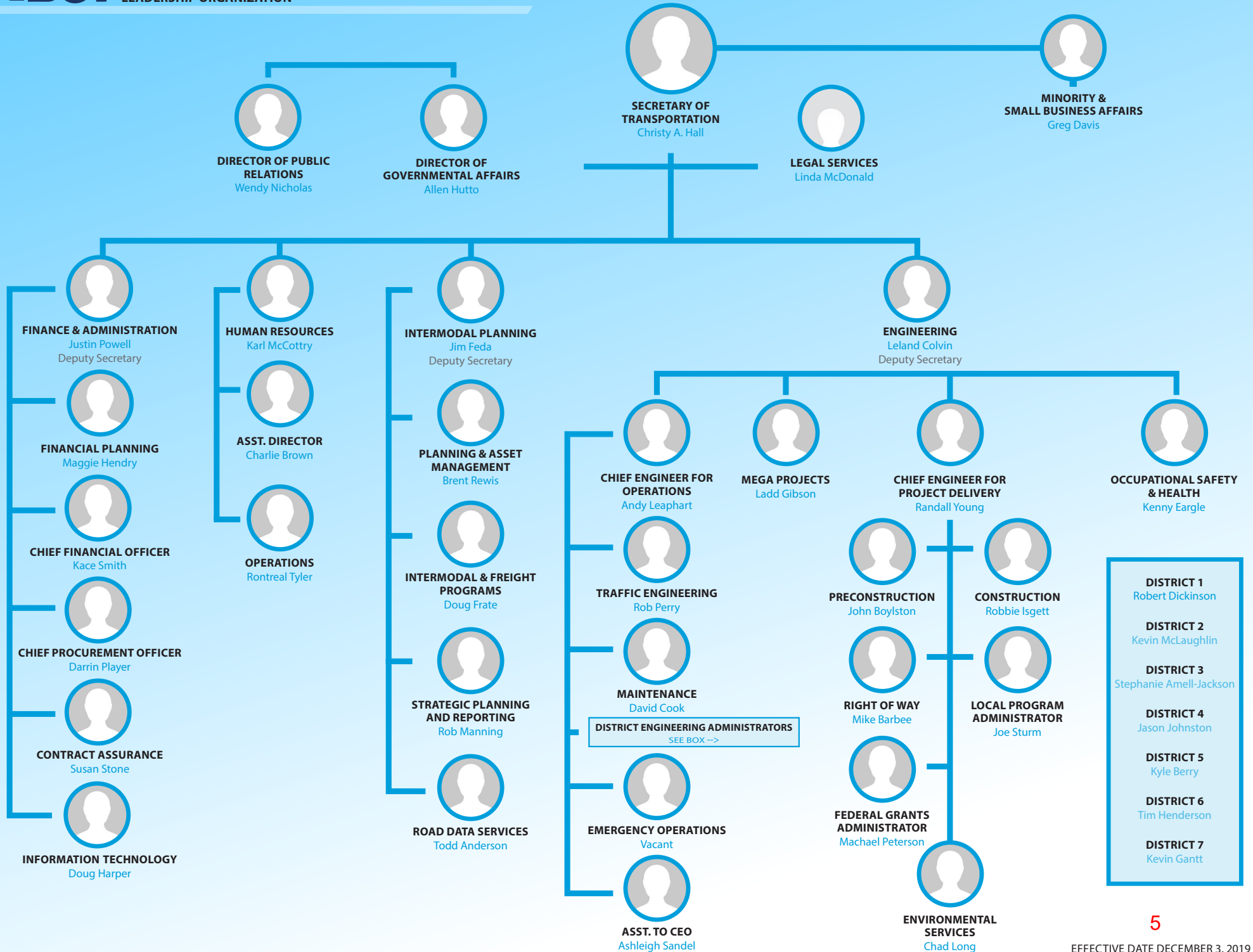
South Carolina Department of Transportation

Intentionally Left Blank



South Carolina Department of Transportation Key Personnel Contact Information

Title	First Name	Last Name	E-Mail Address	Direct Phone Number
Secretary of Transportation	Christy	Hall	HallCA@scdot.org	803-737-0874
Deputy Secretary for Administration	Justin	Powell	PowellJP@scdot.org	803-737-1240
Deputy Secretary for Engineering	Leland	Colvin	ColvinLD@scdot.org	803-737-7900
Deputy Secretary for Intermodal Planning	Brent	Rewis	RewisBL@scdot.org	803-737-7903
Chief Financial Officer	Kace	Smith	SmithKL@scdot.org	803-737-1240
Director of Budgets and Reporting	Scott	Ludlam	LudlamSA@scdot.org	803-737-2919
Chief Counsel	Linda	McDonald	McDonaldLC@scdot.org	803-737-1255
Director of Human Resources	Karl	McCottry	McCottryKM@scdot.org	803-737-4819
Director of Public Relations	Wendy	Nicholas	NicholasWB@scdot.org	803-737-0885
Director of Minority and Small Business Affairs	Greg	Davis	DavisGQ@scdot.org	803-737-1266
Director of Governmental Affairs	Allen	Hutto	HuttoJA@scdot.org	803-737-0593



Intentionally Left Blank

Fiscal Year 2018–2019 Accountability Report

SUBMISSION FORM

AGENCY MISSION	SCDOT <i>connects communities and drives our economy</i> through the systematic planning, construction, maintenance and operation of the state highway system and the statewide intermodal transportation and freight system.
-----------------------	---

AGENCY VISION	It is SCDOT’s vision to rebuild our transportation system over the next decade in order to provide adequate, safe and efficient transportation services for the movement of people and goods in the Palmetto state.
----------------------	---

Does the agency have any major or minor recommendations (internal or external) that would allow the agency to operate more effectively and efficiently?

RESTRUCTURING RECOMMENDATIONS:	Yes	No
	<input type="checkbox"/>	<input checked="" type="checkbox"/>

Is the agency in compliance with S.C. Code Ann. § 2-1-230, which requires submission of certain reports to the Legislative Services Agency for publication online and the State Library? See also S.C. Code Ann. § 60-2-30.

REPORT SUBMISSION COMPLIANCE:	Yes	No
	<input checked="" type="checkbox"/>	<input type="checkbox"/>

Is the agency in compliance with various requirements to transfer its records, including electronic ones, to the Department of Archives and History? See the Public Records Act (S.C. Code Ann. § 30-1-10 through 30-1-180) and the South Carolina Uniform Electronic Transactions Act (S.C. Code Ann. § 26-6-10 through 26-10-210).

RECORDS MANAGEMENT COMPLIANCE:	Yes	No
	<input checked="" type="checkbox"/>	<input type="checkbox"/>

Is the agency in compliance with S.C. Code Ann. § 1-23-120(J), which requires an agency to conduct a formal review of its regulations every five years?

REGULATION REVIEW:	Yes	No
	<input checked="" type="checkbox"/>	<input type="checkbox"/>

Please identify your agency's preferred contacts for this year's accountability report.

	<u>Name</u>	<u>Phone</u>	<u>Email</u>
PRIMARY CONTACT:	Rob Manning	803-737-2649	manningrl@scdot.org
SECONDARY CONTACT:	Susan Johnson	803-737-1381	johnsonsc@scdot.org

I have reviewed and approved the enclosed FY 2018–2019 Accountability Report, which is complete and accurate to the extent of my knowledge.

AGENCY DIRECTOR (SIGN AND DATE):	<i>On file.</i>
(TYPE/PRINT NAME):	Christy A. Hall, P.E., Secretary

BOARD/CMSN CHAIR (SIGN AND DATE):	<i>On file.</i>
(TYPE/PRINT NAME):	Robert D. "Robby" Robbins , Chairman

AGENCY'S DISCUSSION AND ANALYSIS

The South Carolina Department of Transportation (SCDOT) is one of the five largest state agencies in South Carolina, with approximately 4,500 men and women who work in all of the state's 46 counties, with the central headquarters located in Columbia.

Among state Departments of Transportation (DOTs) in the US, SCDOT has the responsibility for maintaining the fourth-largest state-maintained system in the nation with approximately 41,000 miles of road (90,000+ lane miles) and more than 8,400 bridges. The agency's purposes include planning, construction, maintenance, and operation of the state highway system, and the development of a statewide intermodal and freight program.

A nine-member State Transportation Commission is the governing authority of SCDOT. The Commission consists of one member from each of the seven (7) Congressional Districts and two (2) at-large members. The Commission appoints the Secretary of Transportation, with the advice and consent of the Senate. The Secretary is charged with the affirmative duty to carry out the policies of the Commission, administer the daily operations of the agency and provide direction to staff.



The SCDOT team recognizes the importance of all SCDOT divisions, units, offices, and departments functioning as one team – **One SCDOT**. The SCDOT workforce not only serves the citizens and businesses to accomplish the mission and achieve the vision, they also exemplify the T.E.A.M. values (**T**eam, **E**xcellence, **A**ccountability, and **M**aking a Difference) that make SCDOT one of the top DOT's in the nation.

INTERNAL & EXTERNAL FACTORS AFFECTING PERFORMANCE

Internal

Personnel: The most critical internal factor that affects how our mission is performed is, without question, our employees. They are our greatest asset. SCDOT is challenged in our ability to attract, hire and retain employees in each county of the state. There is constant turn-over of staff and competition with cities and counties, particularly, for our "trade specialist" category of employees.

Infrastructure: Some of the biggest challenges with the existing system are (1) poor pavement conditions, (2) structurally-deficient bridges, (3) much-needed road widenings, and (4) deadly roads. These four areas continue to be tracked and are a major focus of our Ten-Year Plan.

Financials: As we continue to align ourselves to the Ten-year plan and institute effective controls over our financials, we revised our organizational structure. Throughout last year our organizational chart was fine-tuned in an effort to build the most effective and efficient staff/programs. (This can be seen on the last page of this report showing the organizational chart.) This was to ensure the effective management of our transportation program through the short and long-term planning of all financial resources.

Extraordinary Events: Each year SCDOT responds to several natural or man-made disasters in the state to include (but not limited to) hurricanes, severe storms, flooding, seismic activity, fires, and emergency road/bridge closures. Funding for such expenses comes from other budgeted items.

Training & Equipment: The perpetual struggles for the Agency are the inability to fully address internal requests for training, equipment, and updated facilities for our workforce. With the rollout and follow-up visits of the Strategic Plan, we received feedback from employees that assists us in our efforts to provide tools for employees to accomplish the mission.

External

Unfavorable Ruling: Of highest risk to the Agency are potential unfavorable rulings of the constitutional challenges regarding Act 275 of 2016 and Act 40 of 2017, which financially underpin our Ten-Year Plan. The Act 275 case was ruled on in the Supreme Court and resolved in SCDOT's favor; the Act 40 case is still pending.

Contractors & Materials: SCDOT is making real strides toward bringing the highway system back from three decades of neglect due to an unsustainable revenue stream. SCDOT presented its Ten-Year Program Delivery Plan to ensure that there are enough contractors to complete the work and enough materials to complete projects. SCDOT is on pace to meet our program delivery goals, on-time and on-budget. By not building the program all at once and by giving Contractors a Ten-Year Plan, it allows them to "ramp up" their resources (staff, equipment, materials, resources, etc.) to meet SCDOT required projects goals and objectives.

Growth & Congestion: South Carolina is one of the most sought out states in which to live. It is an ongoing challenge to not only maintain the existing transportation system across the state, but to also plan for growth. Our Ten-year plan was developed for this purpose.

Federal Funds: The largest revenue source for SCDOT is Federal Funds derived from the Federal Motor Fuel User Fees. Federal Funds can only be used on a portion (about half) of the state-controlled highway system. A reduction in federal funds would certainly hinder the ability to build and maintain much of our system, especially the interstate and bridge programs.

State Funding: The SC General Assembly set the stage for allocating recurring funds for SCDOT beginning in 2013 and continuing with the 2017 Roads Bill. The increased funding will allow us to make progress over the next decade to restore our transportation network.

Finances: While the Roads Bill provided substantial funding for SCDOT, there are other remaining unfinanced requirements that will affect critical infrastructure needs of the state, such as interstate needs, the daily customer-service requests for routine maintenance items, deferred land and building needs (like rest area upgrades), transit needs, bridge needs, rural road safety program, and safety.

CURRENT EFFORTS & ASSOCIATED RESULTS

Our task over the next 10 years and beyond is to repair and rebuild our transportation network to ensure that our citizens and businesses can travel on a safe and reliable system. This is a core function of government, and SCDOT is entrusted with the responsibility to effectively and efficiently utilize tax payer funds to turn the status of the state-owned transportation network around.

We are currently at our highest level of activity over the past decade, and there is much more coming down the pipeline. Over the past 3 years, we have tripled the number of projects we have under construction with approximately \$3 billion "on the streets" in construction work. We are focused and understand the expectation that these funds are spent wisely. We will accomplish this mission by managing these three areas:

1. **Strategic Plan** to guide our initiatives,
2. **Performance Management** principles to gauge achievements and opportunities, and
3. **Transportation Asset Management Plan (TAMP)** to formulate our targets.

Strategic Plan

The Strategic Plan has served as a valuable resource to help us understand and define our priorities and mitigate the risks associated with achieving our goals. This 2018-2020 Strategic Plan debuted about the same time as the Ten-year plan and the passage of the Roads Bill, so a great deal of trust has been placed in SCDOT and a vision has been established. We are committed to addressing the transportation challenges facing the state and moving the Agency forward as an organization and steward of the state's roadway network.

In July 2017, The SCDOT Secretary spearheaded this effort by reaching out to all 4,500 employees across the state. Each employee was hand-delivered a copy of the plan and presentations were delivered explaining goals, strategies, and objectives. Since that time, all new employees are presented the plan at the New Employee Orientations, which are held twice a month.

Additionally, over 130 groups/offices within the agency have developed individual action plans (of 3-5 items each) that allow them to follow their progress over the year. We completed our second year of this plan and tracked measures for each goal, which is recorded on the attached "Strategic Planning 2018-2019" and "Strategic Planning 2019-2020" spreadsheets.

Our Strategic Plan is based on 5 goals:

- 1: **Improve safety** programs and outcomes in our high-risk areas.
- 2: **Maintain and preserve** our **existing** transportation infrastructure.
- 3: **Improve SCDOT program delivery** to increase efficiency and reliability of our road and bridge network.
- 4: **Provide a safe and productive work environment** for SCDOT employees.
- 5: **Earn public trust** through transparency, improved communications, and audit compliance.

Performance Management Tool

Under the leadership of Secretary Hall and the SCDOT Commission the agency has embraced performance and asset management and continues to weave these philosophies into the everyday business activities of the Department. This means tying investment levels to a desired outcome of the condition and performance of our transportation system. We established targets and the entire organization is working together to achieve those targets.

We continue to look at ways to improve our efficiency. We have increased our transparency by publishing on our webpage (scdot.org) our audits, financial reports, and dashboards, which reflect the condition of each objective in the Strategic Plan. It is our ultimate desire to tie investment levels to desired outcomes and increasing accountability.

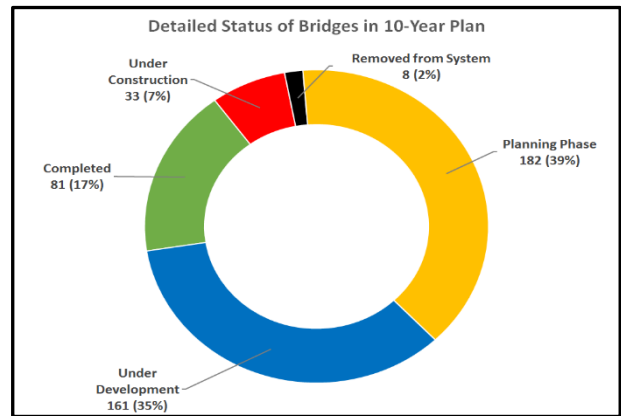
Transportation Asset Management Plan (TAMP)

SCDOT has moved forward with the development and deployment of a Transportation Asset Management Plan (TAMP) which ties infrastructure investment to a predicted return on that investment. The TAMP lists the major infrastructure assets, by type, that SCDOT is charged with managing for the state of South Carolina. Ten-year asset-condition targets were established and funding assigned to achieve these targets through a risk-based analytical process intended to optimize the investments across the transportation system. The table on page 7 reflects the targets and forecasted average annual investment levels established for SCDOT's safety, pavement, and bridge programs through 2026. The safety program includes dedicated funding of \$50M each year beginning with fiscal year 2018 for the Rural Road Safety Program, which consists of targeted safety improvements on high-risk rural roads.

Implementation of the strategic priorities and TAMP are key to aligning SCDOT’s internal and external efforts toward achievable results. South Carolina has a Ten-year plan underway to tackle deferred maintenance and safety needs across the state. Currently, we are entering “Year Two” and results continue to show a successful movement of the needle in the right direction for important infrastructure items. The plan was initiated in 2017 (*following passage of Act 40*) and thanks to the investment in infrastructure passed by the General Assembly, SCDOT has begun to make measurable, positive progress by focusing on four major categories: pavement conditions, bridges, rural road safety, and some interstates. “Year Two” updates are below:

POOR PAVEMENT CONDITIONS: Our plan is to double our paving program by ramping it up incrementally each year based on planned industry growth rates. Each County in the state will see a dramatic increase in paving projects. We are progressing as expected with actual vs. planned conditions within the margin of error. There is a 2-3 year lag from project award to completion and condition assessment, depending on the frequency of inspection. Goal 2.2 of our Strategic Plan tracks the progress of our Pavement Program, which continues to ramp up each year. Since our last Accountability Report, we have put out to contract about 1300 miles of resurfacing on 1525 roads in the state. ***Our ten-year target of paving up to 3 percent of the network per year is on schedule.***

STRUCTURALLY-DEFICIENT BRIDGES: We are strategic in the way we handle bridge projects. The average bridge project takes 3-4 years to design and go to contract, so we will not see significant drops in the number of load restricted and structurally deficient bridges until years 4 and 5 of the plan. Our goal is to move towards having no load restricted and structurally deficient bridges in the state over the next 10 years. We will also tackle the structurally-deficient bridges (also referred to as “poor”) that we have on the National Highway System. ***Our ten-year target of replacing 465 bridges is on schedule.***



INTERSTATE WIDENINGS: We have moved forward with several interstate widening projects for Interstates I-85/385, I-26/526 and I-26/126/20 that were more than a decade past due. These interstates have been major pinch points in the movement of freight in the state. ***Our ten-year target of improving 140 miles of interstates is on schedule with over 72.78 miles complete.***

RURAL ROAD/SAFETY: SC ranks #1 for Fatality Rates in the nation. We are going to tackle the deadliest roads in the state – the rural roads. Approximately, 30% of the fatalities are happening on 5% of our roads. Our target is to address about 100 miles a year. ***Our ten-year target of 1,000 miles for rural road safety improvements is on schedule with 114.8 miles completed and 392.7 miles under contract.***

While progress is being made, we are still in the ramp-up stages, as expected in “Year Two.” The TAMP still remains a vital tool for the success of our Ten-year plan. SCDOT has adopted transportation asset and performance management as a best management practice and has fully embraced the concept for all of its programs. The Secretary of Transportation and the governing board of the agency, the SCDOT Commission, have reaffirmed the importance of the TAMP for accountability and transparency regarding the use of taxpayer funds especially with the passage of this legislation that dramatically increased state funding for infrastructure in South Carolina. Tying a planned investment level to a predicted outcome is a major shift in the way SCDOT manages its programs and is essential to earning the public’s trust through the effective deployment of resources to achieving results.

For accountability purposes and fulfilling Section 57-1-380, SCDOT has chosen to publish “an annual update on achieving the TAMP performance goals to the General Assembly and the public” as part of this report. Below is the annual update of the TAMP.

Transportation Asset Management Plan (TAMP) Performance Targets

Transportation Asset Management Plan (TAMP) Performance Targets												Year Two		Updated April 19, 2018		
Safety			2016 Baseline Condition				10-Year Target				2018 Interim Target		2018 Actual Values		Average Annual Funding Level	Commission Approval Date
Fatalities (Statewide)			890	5 Year Rolling Average	886	5 Year Rolling Average	970	5 Year Rolling Average	970	5 Year Rolling Average			\$99M	September 2017		
Fatality Rate			1.75	5 Year Rolling Average	1.34	5 Year Rolling Average	1.81	5 Year Rolling Average	1.804	5 Year Rolling Average						
Number of Serious Injuries			3194	5 Year Rolling Average	2573	5 Year Rolling Average	3,067	5 Year Rolling Average	2,961.60	5 Year Rolling Average						
Serious Injury Rate			6.30	5 Year Rolling Average	3.89	5 Year Rolling Average	5.71	5 Year Rolling Average	5.545	5 Year Rolling Average						
Non-Motorized Fatalities & Serious Injuries			376	5 Year Rolling Average	351	5 Year Rolling Average	371	5 Year Rolling Average	380.8	5 Year Rolling Average						
Emphasis Area: Roadway Departures														\$70M Emphasis Area Allocation		
Rural Road Safety Program														\$50M	September 2017	
Interstate Safety Program														\$11M	March 2018	
Rumble Strips Installation Program														\$9M	March 2018	
Emphasis Area: Intersections & Other High-Risk Locations														\$22M Emphasis Area Allocation		
Intersection Safety Projects														\$13M	March 2018	
RailRoad Safety Projects														\$4M	March 2018	
Workzone Enforcement														Included in Project Costs Previously Allocated		
Target Zero Law Enforcement Teams														\$5M	March 2018	
Road Safety Assessments & Implementation																
Emphasis Area: Vulnerable Roadway Users														\$5M Emphasis Area Allocation		
Pedestrian & Bicycle Safety Projects														\$5M	March 2018	
Safety Data Analytics														\$2M		
Total Average Annual Funding														\$99M	March 2018	
Pavements			2016 Baseline				10-Year Target				2018 Target		2018 Actual		Average Annual Funding Level	Commission Approval Date
	Centerline Miles	% VMT	% Good	% Poor	% Good	% Poor	% Good	% Poor	% Good	% Poor						
Interstate	851	30%	65%	10%	92%	3%	70%	9%	74%	12%			\$135M	April 2018		
Primary	9,517	46%	19%	56%	53%	30%	26%	51%	26%	54%			\$272.5M	April 2018		
	Non-Interstate NHS	2,752	26%	23%	42%	16%	34%	37%	32%	45%			\$86.5M	April 2018		
	Non-NHS Primaries	6,765	20%	16%	63%	48%	22%	58%	23%	59%			\$186M	April 2018		
FA Eligible Secondary	10,370	17%	19%	50%	40%	35%	23%	47%	17%	56%			\$112.5M	April 2018		
Non-Federal Aid Eligible Secondary	20,657	7%	13%	56%	25%	45%	15%	54%	13%	61%			\$121M	April 2018		
Total Average Annual Funding														\$641M		
Bridges (by number)			2016 Baseline**				10-Year Target				2018 Target		2018 Actual		Average Annual Funding Level	Commission Approval Date
	# Structures	% VMT	% Good	% Poor defined as % SD*	% Good	% Poor defined as % SD	% Good	% Poor defined as % SD*	% Good	% Poor defined as % SD*						
NHS	1,745	56%	48%	6%	66%	0%	52%	5%	45%	5%			\$114.5M	April 2018		
Non-NHS	3,883	37%	46%	11%	41%	11%	45%	11%	44%	10%			\$18M	April 2018		
Of-System	2,794	7%	40%	9%	36%	10%	39%	9%	39%	8%			\$18.5M	April 2018		
Bridges (by deck area)			2016 Baseline**				10-Year Target				2018 Target		2018 Actual		Average Annual Funding Level	Commission Approval Date
	Bridge Deck Area+ (square feet)	% VMT	% Good	% Poor defined as % SD*	% Good	% Poor defined as % SD	% Good	% Poor defined as % SD	% Good	% Poor defined as % SD						
NHS	39,110,289	56%	42%	4%	60%	0%	46%	3%	40%	5%			\$114.5M	April 2018		
Non-NHS	24,903,895	37%	50%	10%	41%	15%	48%	11%	49%	10%			\$18M	April 2018		
Of-System	7,607,110	7%	51%	7%	44%	10%	50%	8%	50%	6%			\$18.5M	April 2018		
Bridge Programs			2016 Baseline Condition				10-Year Target				2018 Target (Cumulative)		2018 Actual (Cumulative)		Average Annual Funding	Commission Approval Date
Load Restricted & NHS Structurally Deficient Bridge Program			465 bridges load restricted or structurally deficient				465 bridges replaced, repaired or permanently closed				93 bridges replaced, repaired or permanently closed		89 bridges replaced, repaired or permanently closed		\$36.5M	April 2018
Total Average Annual Funding													\$161M	April 2018		

Pavement condition based on Pavement Quality Index (PQI).

NFA Secondary annual funding of \$121M includes estimated \$39M in CTC spending

**Bridge conditions based on Federal Metrics

* Structurally Deficient

2018 bridge numbers from end of 2018 fiscal year

The average bridge project takes 3 to 4 years to design and get to contract, therefore, we will not see significant drops in the number of load restricted and structurally deficient bridges until year 4 and 5 of the 10 year plan

Color Legend: Green: ahead of or on schedule; Yellow: close to or within 5-10% of schedule; Red: behind 10-15% of schedule.

Proposed Ten-Year TAMP Budgets

Category	FY 2017	FY 2018	FY 2019	FY 2020	FY 2021	FY 2022	FY 2023	FY 2024	FY 2025	FY 2026	Ten-Year Average
Safety*	\$ 46,768,651	\$ 97,704,024	\$ 98,658,105	\$ 99,631,267	\$ 99,631,267	\$ 99,631,267	\$ 99,631,267	\$ 99,631,267	\$ 99,631,267	\$ 99,631,267	\$ 94,054,965
Pavement	\$348,280,000	\$ 401,800,000	\$ 417,000,000	\$ 487,000,000	\$ 562,000,000	\$ 642,000,000	\$ 702,000,000	\$ 702,000,000	\$ 702,000,000	\$ 702,000,000	\$566,608,000
Bridge	\$111,250,000	\$ 180,000,000	\$ 170,000,000	\$ 145,000,000	\$ 145,000,000	\$ 145,000,000	\$ 145,000,000	\$ 145,000,000	\$ 145,000,000	\$ 145,000,000	\$147,625,000

*Includes a minimum \$50M annually for the Rural Road Safety Program effective FY 2018.

Roads are being resurfaced, bridges are set to be replaced, interstates are being widened, and rural roads are being tackled. These first two years of our Ten-Year Plan have been successful. In addition to those successes, SCDOT earned major achievements and awards as highlighted below:

- Former Director of External Audits who now serves as current SCDOT Chief Procurement Officer, Darrin Player, received two awards from the AASHTO Committee of Internal and External Audits, the **Dave Campbell Quality Award** and the **Chairman Award** in July 2018.
- SCDOT received two SASHTO Awards: (1) Aiken’s York Street Bridge Replacement Project in the “**Best Use of Technology & Innovation**” small category, and (2) the Hurricane Irma Response on Edisto Island in the “**Operations Excellence**, small category in September 2018
- SCDOT received three national AASHTO Awards: (1) the “**Masters of Disaster Award**” in Performance Excellence, (2) the **Rural Road Safety Program** in the Highway Safety category took Top Honor, and (3) **SCDOT’s Development of Funding Options** in the Administration category in September 2018.
- September 2018 brought with it **Two Hurricanes** – Hurricane Florence caused extreme flooding in the northeast portion of the state and Hurricane Michael swept vertically through the state. SCDOT partnered with other agencies, county and local governments with the use of **Aqua-Dams, HESCO barriers, and Lane Reversals**.
- In November of 2018, Harold Coleman was recognized for **50 Years of Service** at SCDOT. Mr. Coleman is currently the Resident Maintenance Engineer in Marion County.
- During the **December 2018 Storm** nearly 1,000 SCDOT workers and support staff worked before, during, and immediately after the icy weather that moved through the I-85 and northern I-77 corridors.
- SCDOT not only received an award with this name, but our hard working SCDOT employees earned the nickname "Masters of Disaster" with their **Innovative Approach to Debris Management**. This was in response to cleaning up 12,000 cubic yards of sand left by Tropical Storm Irma on Palmetto Boulevard in Edisto Beach in just five days.

“Traditionally, SCDOT would have paid to truck off and dispose of the sand and then the town would have to pay to have clean sand brought back in later during recovery. Through this innovative approach to debris management... our team delivered phenomenal results that saved money and months of time.”

Secretary Christy A. Hall, P.E.

- SCDOT launched a “**Pothole Blitz**” in January 2019, after numerous weeks of heavy, above normal rainfall caused an increased number of potholes on the state system.
- In February 2019, SCDOT participated as a member in the Governor’s **Floodwater Commission**. SCDOT has an urban pilot program in Charleston County and a rural pilot program in Marion County.
- In March 2019, the National Weather Service confirmed **Four Tornadoes** touched down in the Midlands. Crews worked around-the-clock until the roads around the state had been cleared and reopened.
- The **Spring Spruce Up** was a total SCDOT Team effort aimed at clearing roadsides and medians of trash across the state. This one-day event resulted in the removal of just over 22,042 bags of litter from the state’s highways in March 2019.
- April 2019 brought about the National Work Zone Awareness Week with the slogan “**Drive Like You Work Here.**” Additionally, several new safety initiatives were implemented to include lime safety vests, lighted stop/slow paddles, and rumble strips for work zones.
- The **SCDOT Workers Memorial Day Ceremony** was held in Columbia in front of the SCDOT Headquarters Building in April 2019. We annually remember those that have been memorialized on our wall of honor. Thankfully, there were no new names added for FY’19. As a renewal of our focus on work zone safety, we

unveiled a special “**Let ‘Em Work, Let ‘Em Live” Sign** that was appropriately placed in big and bold letters on front of our Headquarters’ building as a reminder to all that pass by to keep safety at the forefront of their mind and to our employees to be mindful that they work in a dangerous environment and should always be watching each other’s back.

- In June 2019, the **SC Floodwater Commission Meeting & Volunteer Cleanup** event was held in the town of Nichols (Marion County). Hurricanes in recent years have had a devastating effect on the Pee Dee, particularly in Nichols. Nearly 200 volunteers and another 100 SCDOT workers and State Guard members spent the day clearing 25,000 feet of roadside drainage, clearing and dredging 1.5 miles of the main flooding canal, removing debris from a local creek, and replacing a drainage pipe on one of the town’s streets.

PLANS UNDER DEVELOPMENT

RISK ASSESSMENT & MITIGATION STRATEGIES

All SCDOT activities contain risks. Identifying these risks allows SCDOT to better scope the risks, identify ownership, develop mitigation strategies, allocate resources, and manage and monitor the risk. Generally, SCDOT deals with both internal and external risks. Internal risks are those risks within the control of the Department and, as such, SCDOT has the capability to plan and mitigate their occurrences and impacts. While SCDOT does not have control over the occurrence of external risks, identifying these risks facilitates the development of response plans to alleviate the risk impacts upon their occurrence. SCDOT identifies both internal and external risks that can be further classified at four different levels of operations:

1. **Agency or Enterprise-level risks:** These are risks associated with SCDOT goals and objectives. They originate from threats and uncertainties that can hinder SCDOT from realizing its short and long-term goals and are dealt with at the executive level.
2. **Program-level risks:** These are risks associated with the different programs or units within the Department. Program-level risks originate from threats and uncertainties that can hinder achievement of program goals and objectives, or lead to the inefficient operation of business units within SCDOT.
3. **Asset/Project-level risks:** These are risks inherent in individual projects undertaken by the Department. Project-level risks are the most common type of risks usually managed by State DOTs. Because federal legislation (MAP-21) includes mandates to develop risk-based transportation asset management plans, SCDOT approaches risk management in a more comprehensive manner.
4. **Activity-level risks:** These are risks associated with conducting daily work activities that support programs or projects. Activity-level risks are identified in action plans prepared by every unit in support of the SCDOT Strategic Plan. Activities that support one of the strategic goals or objectives are listed along with the associated risks, risk owner, and actions taken to mitigate the risks. Action plans are reviewed every quarter by the action plan “owner” and their next-level-up supervisor to identify obstacles in the way of success in achieving the objectives described in the action plans, identify potential solutions to address those obstacles and share success stories. Each division holds meetings every six months in conjunction with the Risk Managers to review the progress made by the directors and Division Heads and Direct Reports review their progress with the Secretary annually.

In previous Accountability Reports we identified our roads and bridges as two main areas across the state that were in crisis. In February 2019, SCDOT hosted separate Risk Assessment Workshops dedicated to Pavement and Bridge Replacement to assess and mitigate identified risks. These workshops were facilitated by the Planning

Office and the Internal Audit Services Office. Attendees were federal and state employees that identified and scored risks that have the potential to hinder achievement of agency goals and objectives in these respective areas. This resulted in the identification and assessment of entity-wide risks that were used in support of the Transportation Asset Management Plan (TAMP), which is used to implement priorities by establishing investment levels and desired targets.

With the assistance of the Internal Audit Services Offices in 2017, a risk heat map was compiled by SCDOT leadership to represent agency risks in a visual manner, highlighting areas that need to be managed. This entity-wide risk assessment will be conducted every two years with one scheduled for this year. The 2017 heat map indicated the top three concerns were related to Personnel, External Partners, and Disasters. This type assessment allows the Agency to mitigate the higher risks and address those that have a potential impact on the agency. These are shown below:

- 1) Personnel:
 - a. Loss of key staff – the Agency developed succession plans for key staff which helped manage the wave of TERI exits which has already occurred. This has resulted in lowering the risk to a more acceptable level.
 - b. Inability to recruit and retain staff – Human Resources has undertaken new strategies and tactics but the number one cause of below market salaries continues to challenge the Agency in this area.
- 2) Perpetual challenge of our external partners to effectively ramp up –The Agency continues to work with its partners to promote increased capacity. We are seeing the industry respond and ramp up with us.
- 3) Response to man-made or natural disasters – SCDOT continually responds across the state to calamities, to include but not limited to, hurricanes, floods, tornados, earthquakes, fires, etc. Our employees go above-and-beyond to assist during such times. There is also a financial risk implied with disasters.

RESTRUCTURING RECOMMENDATIONS

There are no recommendations for restructuring at this time. At the Commission level, several changes occurred that are worth noting. These are not employee positions and are, therefore, not shown on the organizational chart. These changes took place following the January 2019 meeting:

- **Robert D. “Robby” Robbins** who represents the 1st Congressional District, was elected Chairman of the Transportation Commission.
- **Tony K. Cox** who represents the 7th Congressional District, was elected Vice-Chairman.

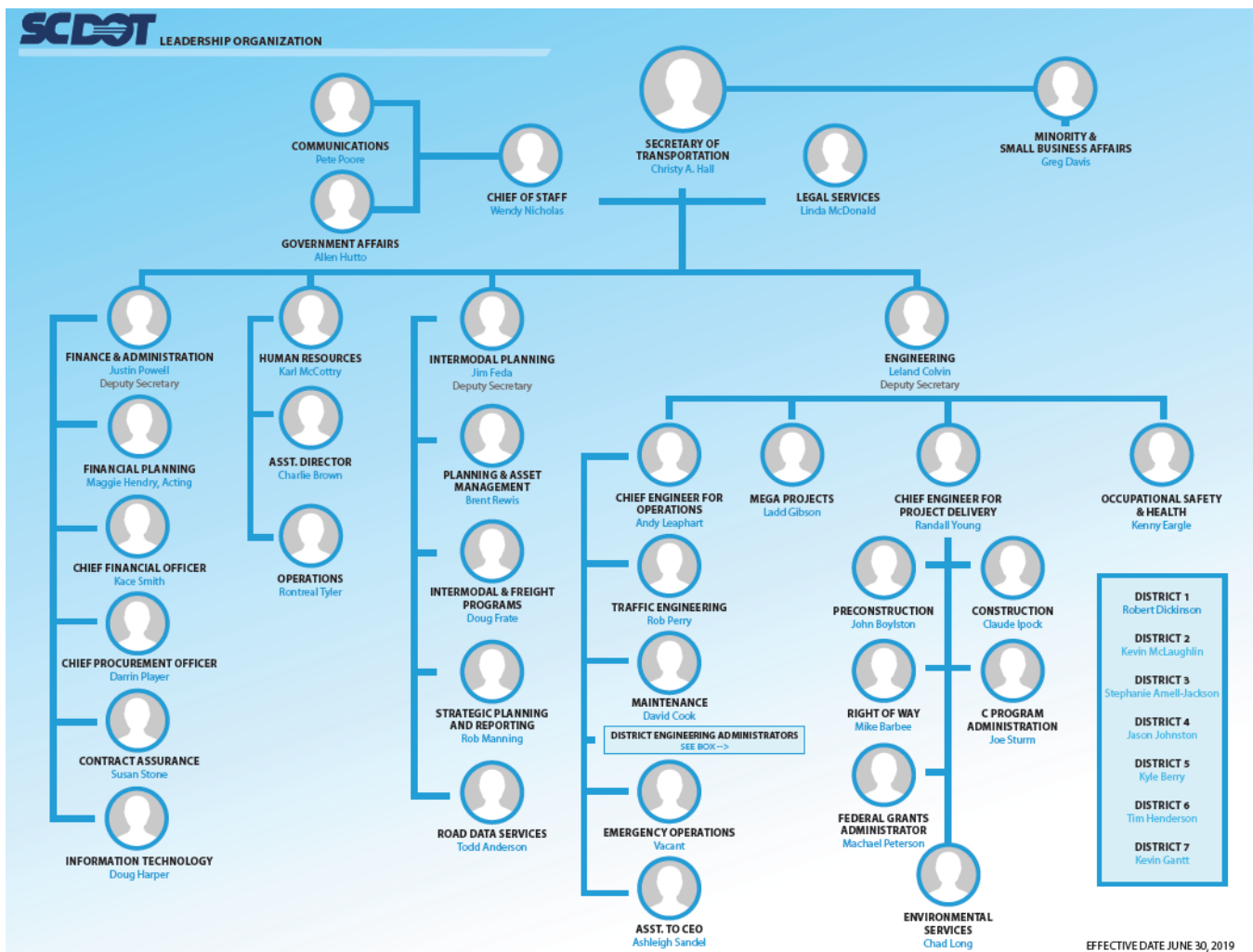
Since the submittal of the 2018 Annual Accountability Report, there have been several changes within SCDOT and several retirements following the end of the TERI Program. However, many of these changes are in relation to aligning ourselves to the Ten-year plan by expediting project delivery and implementing effective controls over our financials. In July 2018, the Local Program Administration housed in Engineering, was divided into two units: C-Program Administration and Federal Grants Office. Additionally, in March 2019, the Program Controls Office, formerly housed in Engineering, became the Financial Planning Office (who is designated as owner of the Ten-year plan).

The following changes in Agency Leadership are reflected on the organizational chart on the subsequent page.

- **Ms. Machael Peterson, CPM** accepted the position of Director of Federal Grants Office in July 2018.
- **Ms. Ashleigh Sandel**, accepted the position of Assistant to the Chief Engineer for Operations in Engineering in January 2019.

- **Ms. Kace Smith** accepted the position of Acting Deputy Secretary for Finance and Administration in December 2018. Ms. Smith resumed the Chief Financial Officer position when the Deputy position was filled in April 2019.
- **Mr. Justin Powell** accepted the position of Deputy Secretary for Finance and Administration in April 2019.
- **Mr. Joe Sturm, PE** accepted the position of C-Program Administrator in April 2019.
- **Ms. Madeleine “Maggie” Hendry** accepted the position of Director, Professional Services Contracting Office for the Procurement Division in August 2018 and then the position of Acting Chief of Financial Planning for Finance and Administration in May 2019.

ORGANIZATION CHART



Agency Name: DEPARTMENT OF TRANSPORTATION

Agency Code: U120 Section: 84

Strategic Planning and Performance Measurement Template

Statewide Enterprise Strategic Objective	Type	Item #			Description	2018-19					Time Applicable	Data Source and Availability	Calculation Method	Meaningful Use of Measure
		Goal	Strategy	Measure		2016 Base	2017	2018	Target	Actual				
Maintaining Safety, Integrity and Security	G	1			Improve safety programs and outcomes in our high-risk areas.									
	S		1.1		Continue implementation of Highway Safety Plan.									
	M			1.1.1.a.	Number of fatalities in the calendar year.	1020	989	1038	1017	452 (half year)	January 1 - December 31	Traffic Engineering	Fatalities from Jan 1 to Dec 31.	Save lives. Target: decrease by 2% from previous calendar year.
	S		1.2		Develop and implement a data-driven, rural road safety program.									
	M			1.2.1.a.	Miles of Rural Roads treated annually (contracted).	N/A	N/A	187 (under contract)	100 completed	114.8 completed	July 1 -June 30	Traffic Engineering	Per centerline mile. There are two phases - under contract and then completion. Target is 300 miles of rural roads treated (completed) by December 31, 2020.	Reduce fatalities on rural roads. Target: 300 miles of rural road treated by December 2020.
Public Infrastructure and Economic Development	G	2			Maintain and preserve our existing transportation infrastructure.									
	S		2.1		Improve SCDOT's reliability on resolving reported maintenance issues.									
	M			2.1.1.a.	Annual average of percentage of routine maintenance work requests resolved within 30 days.	73%	81%	85%	75%	86.4%	July 1 -June 30	Maintenance	Access database using HMMS data to identify the number of work requests marked "Closed" or "Completed" within 30 days of receipt.	Be more responsive and keep public safe on roads and bridges statewide.
	S		2.2		Utilize the Transportation Asset Management Plan (TAMP) to drive outcomes on system and asset condition.									
	M			2.2.1.a.	Percentage of Pavements in Good Condition: Interstate	65%	70%	74%	73%	TBD *	January 1 - December 31	Maintenance	Target prorated annually. Trend towards "good" pavements on 92% interstate routes by June 30, 2027. *Pavement contracts are calendar year and are cycled by category, so complete values for 2019 values will be reported in April 2020.	Keep public safe on roads and bridges statewide.
	M			2.2.1.a.	Percentage of Pavements in Good Condition: Primary	23%	27%	26%	29%	TBD *	January 1 - December 31	Maintenance	Target prorated annually. Trend towards "good" pavements on 53% primary routes by June 30, 2027. *Pavement contracts are calendar year and are cycled by category, so complete values for 2019 values will be reported in April 2020.	Keep public safe on roads and bridges statewide.

Strategic Planning and Performance Measurement Template

Statewide Enterprise Strategic Objective	Type	Item #			Description	2018-19					Time Applicable	Data Source and Availability	Calculation Method	Meaningful Use of Measure
		Goal	Strategy	Measure		2016 Base	2017	2018	Target	Actual				
	M			2.2.1.a.	Percentage of Pavements in Good Condition: FA Sec.	19%	20%	17%	25%	TBD *	January 1 - December 31	Maintenance	Target prorated annually. Trend towards "good" pavements on 40% federal aid roads by June 30, 2027. *Pavement contracts are calendar year and are cycled by category, so complete values for 2019 values will be reported in April 2020.	Keep public safe on roads and bridges statewide.
	M			2.2.1.a.	Percentage of Pavements in Good Condition: NFA Sec.	15%	16%	13%	17%	TBD *	January 1 - December 31	Maintenance	Target prorated annually. Trend towards "good" pavements on 25% non-federal aid roads by June 30, 2027. *Pavement contracts are calendar year and are cycled by category, so complete values for 2019 values will be reported in April 2020.	Keep public safe on roads and bridges statewide.
	M			2.2.2.a.	Number of Load-Restricted bridges.	348	315	314	243	352	July 1 -June 30	Maintenance & Preconstruction	Target prorated annually. Trend towards zero by 2027.	School buses, garbage trucks, and fire trucks have to go around load-restricted bridges.
	M			2.2.2.b.	Number of Structurally Deficient Bridges on the National Highway System.	102	99	97	71	97	July 1 -June 30	Maintenance & Preconstruction	Trend towards zero by 2027.	Ensuring safety of our bridges.
	M			2.2.3.a.	Maintenance Assessment Program (MAP) Scores for individual asset categories: Deficient Pavement Markings	35.82%	37.47%	32.37%	32.20%	35.09%	January 1 - December 31	Maintenance	MAP assessment data - 10% reduction from previous year on Deficient Pavement Markings.	Making steady and incremental progress to climb out of a deep hole due to 30 years of under funding. Trend towards reducing deficient pavement markings by 10% by June 30, 2020.
	M			2.2.3.a.	Maintenance Assessment Program (MAP) Scores for individual asset categories: Unacceptable Shoulders	3.96%	3.87%	4.00%	3.60%	4.51%	January 1 - December 31	Maintenance	MAP assessment data - 10% reduction from previous year on Unacceptable Shoulders.	Making steady and incremental progress to climb out of a deep hole due to 30 years of under funding. Trend towards reducing unacceptable shoulders by 10% by June 30, 2020.
	M			2.2.3.a.	Maintenance Assessment Program (MAP) Scores for individual asset categories: Deficient Brush Management	9.90%	9.90%	10.18%	8.90%	9.45%	January 1 - December 31	Maintenance	MAP assessment data - 10% reduction from previous year on Deficient Brush Management.	Making steady and incremental progress to climb out of a deep hole due to 30 years of under funding. Trend towards reducing deficient brush management by 10% by June 30, 2020.

Strategic Planning and Performance Measurement Template

Statewide Enterprise Strategic Objective	Type	Item #			Description	2018-19					Time Applicable	Data Source and Availability	Calculation Method	Meaningful Use of Measure
		Goal	Strategy	Measure		2016 Base	2017	2018	Target	Actual				
	M			2.2.3.a.	Maintenance Assessment Program (MAP) Scores for individual asset categories: Deficient Limb Management	9.73%	10.00%	10.45%	8.70%	9.45%	January 1 - December 31	Maintenance	MAP assessment data - 10% reduction from previous year on Deficient Limb Management.	Making steady and incremental progress to climb out of a deep hole due to 30 years of under funding. Trend towards reducing deficient brush management by 10% by June 30, 2020.
	M			2.2.3.a.	Maintenance Assessment Program (MAP) Scores for individual asset categories: Mowing	4	4	4	4	4	January 1 - December 31	Maintenance	MAP assessment data - mowing has a minimum of 4 cycles per year.	Making steady and incremental progress to climb out of a deep hole due to 30 years of under funding. Trend towards completing 4 mowing cycles per year on routes by June 30, 2020.
	M			2.2.4.a.	Number of SCDOT titled public transit vehicles operating past their useful life.	47%	40%	38%	40%	28%	July 1 -June 30	Intermodal & Freight Programs	Actual number of public transit vehicles operating past the prescribed useful life divided by the total number of vehicles.	Planning, developing, and coordinating a comprehensive intermodal transportation plan. Trend towards a target of 40% by June 30, 2020.
	S		2.3		Increase competition by growing the number of South Carolina contractors capable of bidding on road and bridge work.									
	M			2.3.1.a.	Number of certified Disadvantaged Business Enterprises (DBEs) and Small Business Enterprises (SBEs) that receive technical training, business development and management assistance through SCDOT.	0	347	252	125	198	July 1 -June 30	Minority & Small Business Affairs	Information tracked through DBE tracking system and FHWA Monthly reports.	Build and maintain relationships by facilitating the development of socially and economically disadvantaged businesses; thereby, enhancing their capability of doing business with SCDOT.
Public Infrastructure and Economic Development	G	3			Improve SCDOT program delivery to increase the efficiency and reliability of our road and bridge network.									
	S		3.1		Target known congestion areas.									
	M			3.1.1.a.	On-time delivery of critical interstate-to-interstate interchanges improvement projects: I-85/385: 2020	2020	2020	2020	2020	2020	July 1 -June 30	Construction and Preconstruction	Utilizing project milestones in contract or approved by SCDOT.	Developing, designing, and delivering engineering projects for the construction of highways and bridges.
	M			3.1.1.a.	On-time delivery of critical interstate-to-interstate interchanges improvement projects: I26/20/126: 2019	2019	2019	2019	2019	Schedule change to 2021	July 1 -June 30	Construction and Preconstruction	Utilizing project milestones in contract or approved by SCDOT.	Developing, designing, and delivering engineering projects for the construction of highways and bridges.
	M			3.1.1.a.	On-time delivery of critical interstate-to-interstate interchanges improvement projects: I526/26: 2020	2020	2020	2020	2020	2020	July 1 -June 30	Construction and Preconstruction	Utilizing project milestones in contract or approved by SCDOT.	Developing, designing, and delivering engineering projects for the construction of highways and bridges.
	M			3.1.1.b.	Average time to clear travel lanes for traffic incidents along our Incident Management Zones.	N/A	21.00	23.34	20.00	22.52	July 1 -June 30	Traffic Engineering	Measured from detection to roadway clearance.	Easing known congested areas and improves safety.
	S		3.2		Increase SCDOT's reliability of delivering projects on-time and on-budget.									

Strategic Planning and Performance Measurement Template

Statewide Enterprise Strategic Objective	Type	Item #			Description	2018-19					Time Applicable	Data Source and Availability	Calculation Method	Meaningful Use of Measure
		Goal	Strategy	Measure		2016 Base	2017	2018	Target	Actual				
	M			3.2.1.a.	Percent of phases authorized on schedule for Interstate Widening and Bridge Replacement projects: ROW	N/A	N/A	Interstate: 100% Bridge: 94%	ROW: 75%	Interstate: 100% Bridge: 81%	July 1 -June 30	Preconstruction	Utilizing project milestones in contract or approved by SCDOT. Actual values are from 2018.	Developing, designing, and delivering engineering projects for the construction of highways and bridges.
	M			3.2.1.a.	Percent of phases authorized on schedule for Interstate Widening and Bridge Replacement projects: Construction	N/A	N/A	Interstate: 67% Bridge: 78%	Construction: 80%	Interstate: 50% Bridge: 64%	July 1 -June 30	Preconstruction	Utilizing project milestones in contract or approved by SCDOT. Actual values are from 2018.	Developing, designing, and delivering engineering projects for the construction of highways and bridges.
	M			3.2.1.b.	Percent of projects completed on time.	83%	82%	76%	80%	76%	July 1 -June 30	Construction	Utilizing project milestones in contract or approved by SCDOT.	Developing, designing, and delivering engineering projects for the construction of highways and bridges.
	M			3.2.1.b.	Percent of projects completed on construction budget by Contracts.	77%	75%	72%	90%	66%	July 1 -June 30	Construction	Utilizing project milestones in contract or approved by SCDOT.	Developing, designing, and delivering engineering projects for the construction of highways and bridges.
	M			3.2.1.b.	Percent of projects completed on construction budget by total cost/bid.	95%	94%	96%	90%	99%	July 1 -June 30	Construction	Utilizing project milestones in contract or approved by SCDOT.	Developing, designing, and delivering engineering projects for the construction of highways and bridges.
	M			3.2.2.a.	Development and initiation of a watershed mitigation strategy.	0%	0%	100%	100%	100%	July 1 -June 30	Environmental Management	Watershed mitigation strategy approved.	Successful launch by 6-30-2018.
	M			3.2.2.a.	Secure mitigation availability within the four highest priority watersheds by 6-30-2020.	0	0	4	4	7	July 1 -June 30	Environmental Management	Mitigation availability.	Secure mitigation availability within the four highest priority watersheds by 6-30-2020.
Maintaining Safety, Integrity and Security	G	4			Provide a safe and productive work environment for SCDOT employees.									
	S		4.1		Promote workforce safety throughout the state.									
	M			4.1.1.a.	Number of "Let'Em Work, Let 'Em Live" messages transmitted to the public.	0	0	169	100	137	July 1 -June 30	Communications	Number of messages transmitted.	Providing greater public awareness to the challenges of work zone areas.
	M			4.1.2.a.	Number of SCDOT fatalities in our work zones.	1	2	0	0	0	July 1 -June 30	Safety	Number of fatalities.	Save the lives of our SCDOT teammates.
	M			4.1.2.b.	Number of reportable workplace injuries at SCDOT.	465	466	426	405 (5% decrease from previous calendar year)	352	July 1 -June 30	Safety	Total number reported from "Total first report of injury filed by year" along with # by district & HQ.	Live by the SCDOT motto of, "Safety 1st - Live by It." Target of 5% reduction over previous 5-year rolling average.
	S		4.2		Reinforce a culture of excellent customer service at SCDOT.									
	M			4.2.1.a.	Number of SCDOT Team members that have received updated Customer Service Training.	N/A	N/A	63% (2648)	100% (4225)	82% (3,457)	July 1 -June 30	Human Resources	Percentage of total FTEs who have completed updated customer training.	Being more responsive, cordial, and helpful to our citizens. Saying thank you for basic items.

Strategic Planning and Performance Measurement Template

Statewide Enterprise Strategic Objective	Type	Item #			Description	2018-19					Time Applicable	Data Source and Availability	Calculation Method	Meaningful Use of Measure
		Goal	Strategy	Measure		2016 Base	2017	2018	Target	Actual				
	M			4.2.2.a.	Percentage of customer inquiries responded to within 2 business days.	N/A	N/A	72%	95%	69%	July 1 -June 30	Call Center	Response times will be tracked and percentage will be calculated within the call center tracking system. Completion times are currently tracked, but acknowledgement times are not. Meeting with IT Services was held 7/18/17 to discuss needed changes to tracking system.	Providing timely, accurate, and relevant information to customers making the inquiries.
	M			4.2.2.b.	Number of days to decision for commercial development permits following complete package submittals. (Processed in 30 days or less.)	N/A	95%	99%	90%	94%	July 1 -June 30	Maintenance	Encroachment Permit Processing System (EPPS) Report.	Providing timely response times to commercial developers.
	S		4.3		Plan for an evolving workforce.									
	M			4.3.1.a.	Development and implementation of Succession Management planning.	N/A	100%	100%	100%	TBD	July 1 -June 30	Human Resources	Number of Direct Reports to the Secretary who have completed and submitted succession management plans.	Ensuring the right leaders are in place prior to major periods of transition (i.e. TERI retirement).
	M			4.3.1.b.	National Bridge Inspection Standards certified inspectors are readily available to assist in the inspection and monitoring of our bridges.	N/A	100%	100%	100%	100%	July 1 -June 30	Maintenance	Contracts in place with Maintenance Office.	Must ensure critically important skilled personnel are available to inspect and monitor bridges.
	M			4.3.2.a.	Number of graduates of the LEAD, CPM and AASHTO leadership development programs.	N/A	N/A	88	60	127	July 1 -June 30	Human Resources	Number of graduates of respective courses who are in FTE positions in the Agency.	Building a bench of future leaders to maintain continuity and effectiveness of policies, procedures, and programs.
	M			4.3.3.a.	Number of employees that participate in Affirmative Action (AA) Overview training, including requirement for a 3-year refresher.	N/A	N/A	60% (2609 of 4343 total employees)	100% (4225)	96% (4067 of 4225 total employees)	July 1 -June 30	Minority & Small Business Affairs	The HR Learning Management System tracks employees upon completing the AA Overview training. Target decreased in 2019 due to number of retirees and non-filled positions in 2018.	A top priority and especially important skill set during hiring actions. Target of 100% by July 1, 2019.
	M			4.3.3.b.	Development and implementation of an Affirmative Action (AA) training component for newly hired managers and supervisors.	N/A	Completed	Completed	Develop module	Completed	July 1 -June 30	Minority & Small Business Affairs	The AA Office will provide training during the Fundamentals of HR Management course. This course is offered 6 times per year, to include at least 10 hiring officials per class.	Enhancing equal opportunities through small business development, contracting, monitoring and workforce development.
Government and Citizens	G	5			Earn public trust through transparency, improved communications and audit compliance.									
	S		5.1		Utilize multiple ways to facilitate interactive communication about SCDOT.									

Agency Name: DEPARTMENT OF TRANSPORTATION

Agency Code: U120 Section: 84

Strategic Planning and Performance Measurement Template

Statewide Enterprise Strategic Objective	Type	Item #			Description	2018-19					Time Applicable	Data Source and Availability	Calculation Method	Meaningful Use of Measure
		Goal	Strategy	Measure		2016 Base	2017	2018	Target	Actual				
	M			5.1.1.a.	Revamping the website to focus on the core areas.	N/A	Completed	Completed	Revamp website	Completed	July 1 -June 30	Information Technology and Communications	We are culling content from our site by working with individual departments, trying to attain feedback and design web pages.	Making our site more customer and user friendly and easier to do operations with SCDOT via the net.
	M			5.1.2.a.	Number of public speaking engagements.	2	12	164	100	60	July 1 -June 30	Communications	Number of speaking engagements recorded across the state.	Getting the SCDOT story out to the public. Making SCDOT operations more transparent.
	S		5.2		Retool our existing reports to make them easier to understand.									
	M			5.2.1.a.	Statewide, District and County reports are published monthly on the webpage.	N/A	Completed	Completed	Financial Reports Updated & Published	Completed	July 1 -June 30	Finance	After SCEIS closes monthly transactions, a report of major funding activity is generated and published on webpage.	Making it easier to address and view technical reports.
	M			5.2.2.a.	A simpler description of the process has been published on the webpage.	N/A	Completed	Completed	Publish Updated Description	Completed	July 1 -June 30	Communications and Planning	Review by non-engineering personnel.	Putting technical highway engineering language into material that is easier for the public to understand.
	S		5.3		Provide continuous assurance of audit compliance.									
	M			5.3.1.a.	Continuous management of repository with regular updates, including verified management action plans.	N/A	Completed	Completed	Manage Repository	Completed	January 1 - December 31	Internal Audit Services	Number of days past 1/1/19.	Ensuring we are transparent and stay in compliance.

Agency Name: DEPARTMENT OF TRANSPORTATION

Fiscal Year 2019-2020
Accountability Report

Agency Code: U120 Section: 84

Strategic Planning and Performance Measurement Template

Statewide Enterprise Strategic Objective	Type	Item #			Description	2019-20			Time Applicable	Data Source and Availability	Calculation Method	Meaningful Use of Measure
		Goal	Strategy	Measure		Base	Target	Actual				
Maintaining Safety, Integrity and Security	G	1			Improve safety programs and outcomes in our high-risk areas.							
	S		1.1		Continue implementation of Highway Safety Plan.							
	M			1.1.1.a.	Number of fatalities in the calendar year.	1020	968		January 1 - December 31	Traffic Engineering	Fatalities from Jan 1 to Dec 31.	Save lives. Target: decrease by 2% from previous calendar year.
	S		1.2		Develop and implement a data-driven, rural road safety program.							
	M			1.2.1.a.	Miles of Rural Roads treated annually (contracted).	N/A	100		July 1 -June 30	Traffic Engineering	Per centerline mile.	Reduce fatalities on rural roads. Target: 300 miles of rural road treated by December 2020.
Public Infrastructure and Economic Development	G	2			Maintain and preserve our existing transportation infrastructure.							
	S		2.1		Improve SCDOT's reliability on resolving reported maintenance issues.							
	M			2.1.1.a.	Annual average of percentage of routine maintenance work requests resolved within 30 days.	73%	75%		July 1 -June 30	Maintenance	Access database using HMMS data to identify the number of work requests marked "Closed" or "Completed" within 30 days of receipt.	Be more responsive and keep public safe on roads and bridges statewide.
	S		2.2		Utilize the Transportation Asset Management Plan (TAMP) to drive outcomes on system and asset condition.							
	M			2.2.1.a.	Percentage of Pavements in Good Condition: Interstate.	65%	76%		January 1 - December 31	Maintenance	Trend towards "good" pavements on 92% interstate routes by June 30, 2027. Target prorated annually.	Keep public safe on roads and bridges statewide. Trend towards "good" pavements on 92% interstate routes, 53% primary routes, 40% federal aid roads, and 25% non-federal aid roads by June 30, 2027.
	M			2.2.1.a.	Percentage of Pavements in Good Condition: Primary.	23%	33%		January 1 - December 31	Maintenance	Trend towards "good" pavements on 53% primary routes by June 30, 2027. Target prorated annually.	Keep public safe on roads and bridges statewide. Trend towards "good" pavements on 92% interstate routes, 53% primary routes, 40% federal aid roads, and 25% non-federal aid roads by June 30, 2027.
	M			2.2.1.a.	Percentage of Pavements in Good Condition: FA Sec.	19%	27%		January 1 - December 31	Maintenance	Trend towards "good" pavements on 40% federal aid roads by June 30, 2027. Target prorated annually.	Keep public safe on roads and bridges statewide. Trend towards "good" pavements on 92% interstate routes, 53% primary routes, 40% federal aid roads, and 25% non-federal aid roads by June 30, 2027.

Agency Name: DEPARTMENT OF TRANSPORTATION

Fiscal Year 2019-2020
Accountability Report

Agency Code: U120 Section: 84

Strategic Planning and Performance Measurement Template

Statewide Enterprise Strategic Objective	Type	Item #			Description	2019-20			Time Applicable	Data Source and Availability	Calculation Method	Meaningful Use of Measure
		Goal	Strategy	Measure		Base	Target	Actual				
	M			2.2.1.a.	Percentage of Pavements in Good Condition: NFA Sec.	15%	18%		January 1 - December 31	Maintenance	Trend towards "good" pavements on 25% non-federal aid roads by June 30, 2027. Target prorated annually.	Keep public safe on roads and bridges statewide. Trend towards "good" pavements on 92% interstate routes, 53% primary routes, 40% federal aid roads, and 25% non-federal aid roads by June 30, 2027.
	M			2.2.2.a.	Number of Load-Restricted bridges.	348	208		July 1 - June 30	Maintenance & Preconstruction	School buses, garbage trucks, and fire trucks have to go around load-restricted bridges. Trend towards zero by 2027.	School buses, garbage trucks, and fire trucks have to go around load-restricted bridges. Trend towards zero by 2027.
	M			2.2.2.b.	Number of Structurally Deficient Bridges on the National Highway System.	102	61		July 1 - June 30	Maintenance & Preconstruction	Ensuring safety of our bridges. Trend towards zero by 2027.	Ensuring safety of our bridges. Trend towards zero by 2027.
	M			2.2.3.a.	Maintenance Assessment Program (MAP) Scores for individual asset categories: Deficient Pavement Markings.	35.82%	32.20%		January 1 - December 31	Maintenance	MAP assessment data - 10% reduction from previous year on Deficient Pavement Markings.	Making steady and incremental progress to climb out of a deep hole due to 30 years of under funding. Trend towards reducing deficient pavement markings by 10% by June 30, 2020.
	M			2.2.3.a.	Maintenance Assessment Program (MAP) Scores for individual asset categories: Unacceptable Shoulders.	3.96%	3.60%		January 1 - December 31	Maintenance	MAP assessment data - 10% reduction from previous year on Unacceptable Shoulders.	Making steady and incremental progress to climb out of a deep hole due to 30 years of under funding. Trend towards reducing unacceptable shoulders by 10% by June 30, 2020.
	M			2.2.3.a.	Maintenance Assessment Program (MAP) Scores for individual asset categories: Deficient Brush Management.	9.90%	8.90%		January 1 - December 31	Maintenance	MAP assessment data - 10% reduction from previous year on Deficient Brush Management.	Making steady and incremental progress to climb out of a deep hole due to 30 years of under funding. Trend towards reducing deficient brush management by 10% by June 30, 2020.
	M			2.2.3.a.	Maintenance Assessment Program (MAP) Scores for individual asset categories: Deficient Limb Management.	9.73%	8.70%		January 1 - December 31	Maintenance	MAP assessment data - 10% reduction from previous year on Deficient Limb Management.	Making steady and incremental progress to climb out of a deep hole due to 30 years of under funding. Trend towards reducing deficient brush management by 10% by June 30, 2020.
	M			2.2.3.a.	Maintenance Assessment Program (MAP) Scores for individual asset categories: Mowing.	4	4		January 1 - December 31	Maintenance	MAP assessment data - mowing has a minimum of 4 cycles per year.	Making steady and incremental progress to climb out of a deep hole due to 30 years of under funding. Trend towards completing 4 mowing cycles per year on routes by June 30, 2020.

Agency Name: DEPARTMENT OF TRANSPORTATION

Fiscal Year 2019-2020
Accountability Report

Agency Code: U120 Section: 84

Strategic Planning and Performance Measurement Template

Statewide Enterprise Strategic Objective	Type	Item #			Description	2019-20			Time Applicable	Data Source and Availability	Calculation Method	Meaningful Use of Measure
		Goal	Strategy	Measure		Base	Target	Actual				
	M			2.2.4.a.	Number of SCDOT titled public transit vehicles operating past their useful life.	47%	40%		July 1 -June 30	Intermodal & Freight Programs	Actual number of public transit vehicles operating past the prescribed useful life divided by the total number of vehicles.	Planning, developing, and coordinating a comprehensive intermodal transportation plan. Trend towards a target of 40% by June 30, 2020.
	S		2.3		Increase competition by growing the number of South Carolina contractors capable of bidding on road and bridge work.							
	M			2.3.1.a.	Number of certified Disadvantaged Business Enterprises (DBEs) and Small Business Enterprises (SBEs) that receive technical training, business development and management assistance through SCDOT.	0	125		July 1 -June 30	Minority & Small Business Affairs	Information tracked through DBE tracking system and FHWA Monthly reports.	Build and maintain relationships by facilitating the development of socially and economically disadvantaged businesses; thereby, enhancing their capability of doing business with SCDOT.
Public Infrastructure and Economic Development	G	3			Improve SCDOT program delivery to increase the efficiency and reliability of our road and bridge network.							
	S		3.1		Target known congestion areas.							
	M			3.1.1.a.	On-time delivery of critical interstate-to-interstate interchanges improvement projects: I-85/385 by 2020.	2020	2020		July 1 -June 30	Construction and Preconstruction	Utilizing project milestones in contract or approved by SCDOT.	Developing, designing, and delivering engineering projects for the construction of highways and bridges.
	M			3.1.1.a.	On-time delivery of critical interstate-to-interstate interchanges improvement projects: I26/20/126 by 2019.	2019	2019		July 1 -June 30	Construction and Preconstruction	Utilizing project milestones in contract or approved by SCDOT.	Developing, designing, and delivering engineering projects for the construction of highways and bridges.
	M			3.1.1.a.	On-time delivery of critical interstate-to-interstate interchanges improvement projects: I526/26 by 2020.	2020	2020		July 1 -June 30	Construction and Preconstruction	Utilizing project milestones in contract or approved by SCDOT.	Developing, designing, and delivering engineering projects for the construction of highways and bridges.
	M			3.1.1.b.	Average time to clear travel lanes for traffic incidents along our Incident Management Zones.	N/A	20.00		July 1 -June 30	Traffic Engineering	Measured from detection to roadway clearance.	Easing known congested areas and improves safety.
	S		3.2		Increase SCDOT's reliability of delivering projects on-time and on-budget.							
	M			3.2.1.a.	Percent of phases authorized on schedule for Interstate Widening and Bridge Replacement projects: ROW.	N/A	75%		July 1 -June 30	Preconstruction	Utilizing project milestones in contract or approved by SCDOT.	Developing, designing, and delivering engineering projects for the construction of highways and bridges.
	M			3.2.1.a.	Percent of phases authorized on schedule for Interstate Widening and Bridge Replacement projects: Construction.	N/A	80%		July 1 -June 30	Preconstruction	Utilizing project milestones in contract or approved by SCDOT.	Developing, designing, and delivering engineering projects for the construction of highways and bridges.
	M			3.2.1.b.	Percent of projects completed on time.	83%	80%		July 1 -June 30	Construction	Utilizing project milestones in contract or approved by SCDOT.	Developing, designing, and delivering engineering projects for the construction of highways and bridges.

Strategic Planning and Performance Measurement Template

Statewide Enterprise Strategic Objective	Type	Item #			Description	2019-20			Time Applicable	Data Source and Availability	Calculation Method	Meaningful Use of Measure
		Goal	Strategy	Measure		Base	Target	Actual				
	M			3.2.1.b.	Percent of projects completed on construction budget by Contracts.	77%	90%		July 1 -June 30	Construction	Utilizing project milestones in contract or approved by SCDOT.	Developing, designing, and delivering engineering projects for the construction of highways and bridges.
	M			3.2.1.b.	Percent of projects completed on construction budget by total cost/bid.	95%	90%		July 1 -June 30	Construction	Utilizing project milestones in contract or approved by SCDOT.	Developing, designing, and delivering engineering projects for the construction of highways and bridges.
	M			3.2.2.a.	Development and initiation of a watershed mitigation strategy.	0%	100%		July 1 -June 30	Environmental Management	Watershed mitigation strategy approved.	Successful launch by 6-30-2018.
	M			3.2.2.a.	Secure mitigation availability within the four highest priority watersheds by 6-30-2020.	0	4		July 1 -June 30	Environmental Management	Mitigation availability.	Secure mitigation availability within the four highest priority watersheds by 6-30-2020.
Maintaining Safety, Integrity and Security	G	4			Provide a safe and productive work environment for SCDOT employees.							
	S		4.1		Promote workforce safety throughout the state.							
	M			4.1.1.a.	Number of "Let'Em Work, Let 'Em Live" messages transmitted to the public.	0	100		July 1 -June 30	Communications	Number of messages transmitted.	Providing greater public awareness to the challenges of work zone areas.
	M			4.1.2.a.	Number of SCDOT fatalities in our work zones.	1	0		July 1 -June 30	Safety	Number of fatalities.	Save the lives of our SCDOT teammates.
	M			4.1.2.b.	Number of reportable workplace injuries at SCDOT.	465	334 (5% decrease from previous calendar year)		July 1 -June 30	Safety	Total number reported from "Total first report of injury filed by year" along with # by district & HQ.	Live by the SCDOT motto of, "Safety 1st - Live by It." Target of 5% reduction over previous 5-year rolling average.
	S		4.2		Reinforce a culture of excellent customer service at SCDOT.							
	M			4.2.1.a.	Number of SCDOT Team members that have received updated Customer Service Training.	N/A	100% (4225)		July 1 -June 30	Human Resources	Percentage of total FTEs who have completed updated customer training.	Being more responsive, cordial, and helpful to our citizens. Saying thank you for basic items.
	M			4.2.2.a.	Percentage of customer inquiries responded to within 2 business days.	N/A	95%		July 1 -June 30	Call Center	Response times will be tracked and percentage will be calculated within the call center tracking system. Completion times are currently tracked, but acknowledgement times are not. Meeting with IT Services was held 7/18/17 to discuss needed changes to tracking system.	Providing timely, accurate, and relevant information to customers making the inquiries.
	M			4.2.2.b.	Number of days to decision for commercial development permits following complete package submittals. (Processed in 30 days or less.)	N/A	90%		July 1 -June 30	Maintenance	Encroachment Permit Processing System (EPPS) Report.	Providing timely response times to commercial developers.
	S		4.3		Plan for an evolving workforce.							

Agency Name: DEPARTMENT OF TRANSPORTATION

Fiscal Year 2019-2020
Accountability Report

Agency Code: U120 Section: 84

Strategic Planning and Performance Measurement Template

Statewide Enterprise Strategic Objective	Type	Item #			Description	2019-20			Time Applicable	Data Source and Availability	Calculation Method	Meaningful Use of Measure
		Goal	Strategy	Measure		Base	Target	Actual				
	M			4.3.1.a.	Development and implementation of Succession Management planning.	N/A	100%		July 1 -June 30	Human Resources	Number of Direct Reports to the Secretary who have completed and submitted succession management plans.	Ensuring the right leaders are in place prior to major periods of transition (i.e. TERI retirement).
	M			4.3.1.b.	National Bridge Inspection Standards certified inspectors are readily available to assist in the inspection and monitoring of our bridges.	N/A	100%		July 1 -June 30	Maintenance	Contracts in place with Maintenance Office.	Must ensure critically important skilled personnel are available to inspect and monitor bridges.
	M			4.3.2.a.	Number of graduates of the LEAD, CPM and AASHTO leadership development programs.	N/A	60		July 1 -June 30	Human Resources	Number of graduates of respective courses who are in FTE positions in the Agency.	Building a bench of future leaders to maintain continuity and effectiveness of policies, procedures, and programs.
	M			4.3.3.a.	Number of employees that participate in Affirmative Action (AA) Overview training, including requirement for a 3-year refresher.	N/A	100% (4225)		July 1 -June 30	Minority & Small Business Affairs	The HR Learning Management System tracks employees upon completing the AA Overview training. Target decreased in 2019 due to number of retirees and non-filled positions in 2018.	A top priority and especially important skill set during hiring actions. Target of 100% by July 1, 2019.
	M			4.3.3.b.	Development and implementation of an Affirmative Action (AA) training component for newly hired managers and supervisors.	N/A	Develop module		July 1 -June 30	Minority & Small Business Affairs	The AA Office will provide training during the Fundamentals of HR Management course. This course is offered 6 times per year, to include at least 10 hiring officials per class.	Enhancing equal opportunities through small business development, contracting, monitoring and workforce development.
Government and Citizens	G	5			Earn public trust through transparency, improved communications and audit compliance.							
	S		5.1		Utilize multiple ways to facilitate interactive communication about SCDOT.							
	M			5.1.1.a.	Revamping the website to focus on the core areas.	N/A	Revamp website		July 1 -June 30	Information Technology and Communications	We are culling content from our site by working with individual departments, trying to attain feedback and design web pages.	Making our site more customer and user friendly and easier to do operations with SCDOT via the net.
	M			5.1.2.a.	Number of public speaking engagements.	2	100		July 1 -June 30	Communications	Number of speaking engagements recorded across the state.	Getting the SCDOT story out to the public. Making SCDOT operations more transparent.
	S		5.2		Retool our existing reports to make them easier to understand.							
	M			5.2.1.a.	Statewide, District and County reports are published monthly on the webpage.	N/A	Financial Reports Updated & Published		July 1 -June 30	Finance	After SCEIS closes monthly transactions, a report of major funding activity is generated and published on webpage.	Making it easier to address and view technical reports.

Agency Name: DEPARTMENT OF TRANSPORTATION

Fiscal Year 2019-2020
Accountability Report

Agency Code: U120 Section: 84

Strategic Planning and Performance Measurement Template

Statewide Enterprise Strategic Objective	Type	Item #			Description	2019-20			Time Applicable	Data Source and Availability	Calculation Method	Meaningful Use of Measure
		Goal	Strategy	Measure		Base	Target	Actual				
	M			5.2.2.a.	A simpler description of the process has been published on the webpage.	N/A	Publish Updated Description		July 1 -June 30	Communications and Planning	Review by non-engineering personnel.	Putting technical highway engineering language into material that is easier for the public to understand.
	S		5.3		Provide continuous assurance of audit compliance.							
	M			5.3.1.a.	Continuous management of repository with regular updates, including verified management action plans.	N/A	Manage Repository		January 1 - December 31	Internal Audit Services	Number of days past 1/1/19.	Asking the "why" of what we do and ensuring we stay in compliance like a professional organization should.

Agency Name: DEPARTMENT OF TRANSPORTATION

Fiscal Year 2018-2019
Accountability Report

Agency Code: U120 Section: 084

Program Template

Program/Title	Purpose	FY 2018-19 Expenditures (Actual)				FY 2019-20 Expenditures (Projected)				Associated Measure(s)
		General	Other	Federal	TOTAL	General	Other	Federal	TOTAL	
I. Administration										
I.A. General	Provide support services needed to facilitate the delivery of SCDOT's mission.	\$ -	\$ 46,008,912	\$ -	\$ 46,008,912	\$ -	\$ 64,575,989	\$ -	\$ 64,575,989	1.1.1.a., 1.2.1.a., 2.1.1.a., 2.2.1.a., 2.2.2.a., 2.2.3.a., 2.3.1.a., 3.1.1.a., 3.2.1.a., 3.2.2.a., 4.1.1.a., 4.2.1.a., 4.2.2.a., 4.3.1.a., 4.3.2.a., 4.3.3.a., 5.1.1.a., 5.1.2.a., 5.2.1.a., 5.2.2.a.
I.B. Land & Buildings	Statewide maintenance facilities, district offices, sign shop, lab, and land (i.e. right-of-way).	\$ -	\$ 2,446,197.00	\$ -	\$ 2,446,197	\$ 174,764	\$ 12,772,000	\$ -	\$ 12,946,764	1.1.1.a., 1.2.1.a., 2.3.1.a., 3.1.1.a., 3.2.1.a., 4.1.1.a., 4.2.2.a., 4.3.1.a., 4.3.2.a., 4.3.3.a., 5.1.1.a.
II. Highway Engineering										
II.A. Engineering Admin & Project Management	Program funds the core engineering project management to support the statewide delivery of the highway program.	\$ -	\$ 89,289,343	\$ -	\$ 89,289,343	\$ -	\$ 104,264,912	\$ -	\$ 104,264,912	1.1.1.a., 1.2.1.a., 2.1.1.a., 2.2.1.a., 2.2.2.a., 2.2.3.a., 2.3.1.a., 3.1.1.a., 3.2.1.a., 3.2.2.a., 4.1.1.a., 4.2.1.a., 4.2.2.a., 4.3.1.a., 4.3.2.a., 4.3.3.a., 5.1.1.a., 5.1.2.a., 5.2.1.a., 5.2.2.a.
II.B. Engineering Construction	Program funds the construction and repair of roads and bridges statewide.	\$ 14,912,818	\$ 1,230,507,824	\$ -	\$ 1,245,420,642	\$ 1,679,850	\$ 1,934,219,352	\$ -	\$ 1,935,899,202	1.1.1.a., 1.2.1.a., 2.2.2.a., 2.3.1.a., 3.1.1.a., 3.2.1.a., 4.1.1.a., 4.3.1.a., 4.3.2.a., 4.3.3.a., 5.1.1.a., 5.1.2.a.

Agency Name: DEPARTMENT OF TRANSPORTATION

Fiscal Year 2018-2019
Accountability Report

Agency Code: U120 Section: 084

Program Template

Program/Title	Purpose	FY 2018-19 Expenditures (Actual)				FY 2019-20 Expenditures (Projected)				Associated Measure(s)
		General	Other	Federal	TOTAL	General	Other	Federal	TOTAL	
II.C. Highway Maintenance	Program funds the routine maintenance of statewide roads, bridges, buildings, and rights-of-way, as well as work requests received.	\$ -	\$ 260,697,799	\$ -	\$ 260,697,799	\$ -	\$ 301,173,673	\$ -	\$ 301,173,673	1.1.1.a., 1.2.1.a., 2.1.1.a., 2.2.1.a., 2.2.2.a., 2.2.3.a., 2.3.1.a., 3.1.1.a., 3.2.1.a., 3.2.2.a., 4.1.1.a., 4.2.1.a., 4.2.2.a., 4.3.1.a., 4.3.2.a., 4.3.3.a., 5.1.1.a., 5.1.2.a., 5.2.1.a., 5.2.2.a., 5.3.1.a.
III. Toll Operations	Annual debt service and operations of Cross Island Parkway.	\$ -	\$ 6,761,978	\$ -	\$ 6,761,978	\$ -	\$ 7,697,187	\$ -	\$ 7,697,187	1.1.1.a., 1.2.1.a.
IV. Non-Federal Aid Highway Fund	Operating expenses for maintenance activities and contracts on non federal aid secondary roads.	\$ -	\$ 104,588,169	\$ -	\$ 104,588,169	\$ -	\$ 38,761,178	\$ -	\$ 38,761,178	1.1.1.a., 1.2.1.a., 2.1.1.a., 2.2.1.a., 2.2.2.a., 2.2.3.a., 2.3.1.a., 3.1.1.a., 3.2.1.a., 3.2.2.a., 4.1.1.a., 4.2.1.a., 4.2.2.a., 4.3.1.a., 4.3.2.a., 4.3.3.a., 5.1.1.a., 5.1.2.a., 5.2.1.a., 5.2.2.a., 5.3.1.a.
V. Mass Transit	Intermodal Planning and allocations and aid for transit services, equipment and operating expenses.	\$ 57,270	\$ 30,244,594	\$ -	\$ 30,301,864	\$ 57,270	\$ 34,735,437		\$ 34,792,707	1.1.1.a., 1.2.1.a., 2.2.4.a., 3.1.1.a., 3.2.1.a.
VI. Employee Benefits	State employer contribution and total fringe benefits.	\$ -	\$ 86,543,553	\$ -	\$ 86,543,553	\$ -	\$ 96,897,132	\$ -	\$ 96,897,132	4.3.1.a., 4.3.2.a., 4.3.3.a.
Totals		\$ 14,970,088	\$ 1,857,088,369	\$ -	\$ 1,872,058,457	\$ 1,911,884	\$ 2,595,096,860	\$ -	\$ 2,597,008,744	

As of 8/28/19

Agency Name: DEPARTMENT OF TRANSPORTATION

Fiscal Year 2018-2019
Accountability Report

Agency Code: U120 Section: 084

Legal Standards Template

Item #	Law Number	Jurisdiction	Type of Law	Statutory Requirement and/or Authority Granted	Does this law specify who your agency must or may serve? (Y/N)	Does the law specify a product or service your agency must or may provide?	<i>If yes, what type of service or product?</i>	<i>If other service or product, please specify what service or product.</i>
1	SC Code Sections 1-30-10(G)(1) and (G) (2)	State	Statute	Restructuring Report and Seven Year Cost Savings Plan that provides initiatives and/or planned actions that implement cost savings and increased efficiencies of services and responsibilities within the projected seven year period.	Yes	Yes	Report our agency must/may provide	
2	SC Code of Law: 1-30-10(G)(1)	State	Statute	Restructuring Report Department reports giving detailed and comprehensive recommendations for the purposes of merging or eliminating duplicative or unnecessary divisions, programs, or personnel within each department to provide a more efficient administration of government services.	Yes	Yes	Report our agency must/may provide	
3	SC Code Section 8-13-1110 (12)	State	Statute	Amended in 2007 to include District Engineering Administrators.	Yes	Yes	Report our agency must/may provide	
4	SC Code Section 11-35-5240	State	Statute	Minority Business Enterprise (MBE) Utilization Plan.	Yes	Yes	Report our agency must/may provide	
5	SC Code Section 12-28-2740	State	Statute	Distribution of gasoline user fee among counties also referred to as C-Fund. Includes apportionments, formula distribution, and requirements for expenditure of funds; county transportation committees.	Yes	Yes	Other service or product our agency must/may provide	Allocation of C funds to counties; administration of C funds for some counties; approval of countywide and regional transportation plans; review of compliance with certain aspects of C fund law.
6	SC Code Section 12-28-2930	State	Statute	State set-asides for small businesses owned and controlled by socially and economically ethnic minorities (MBE's) and disadvantaged females (WBE's).	Yes	Yes	Report our agency must/may provide	
7	SC Code Section 44-96-140	State	Statute	Recycling programs of state government; state procurement policy; report of the Department of Transportation.	Yes	Yes	Report our agency must/may provide	
8	US Code of Laws: Title 23	Federal	Statute	Federal Statutes applicable to federally funded highway programs.	Yes	Yes	Other service or product our agency must/may provide	Administer federally funded highway projects and programs.

9	23 Code of Federal Regulations	Federal	Statute	Federal Regulations applicable to federally funded highway programs.	Yes	Yes	Other service or product our agency must/may provide	Administer federally funded highway projects and programs.
10	49 US Code, Title 49, Subtitle III	Federal	Statute	Section 5301, et seq. - Public Transportation.	Yes	Yes	Other service or product our agency must/may provide	Administer federally funded highway projects and programs.
11	49 Code of Federal Regulations	Federal	Regulation	Federal regulations applicable to federally funded transportation programs.	Yes	Yes	Other service or product our agency must/may provide	Delivery of Federal-aid Highway and Transit Programs.
12	FY19-20 Proviso 84.1	State	FY 2019-20 Proviso	Expenditure Authority Limitation.	Yes	Yes	Other service or product our agency must/may provide	May spend all cash balances from previous years.
13	FY19-20 Proviso 84.2	State	FY 2019-20 Proviso	Special Fund Authorization.	Yes	Yes	Other service or product our agency must/may provide	May set up special funds with State Treasurer.
14	FY19-20 Proviso 84.3	State	FY 2019-20 Proviso	Secure Bonds & Insurance.	Yes	Yes	Other service or product our agency must/may provide	May secure bonds and insurance as proper and advisable.
15	FY19-20 Proviso 84.4	State	FY 2019-20 Proviso	Benefits.	Yes	Yes	Other service or product our agency must/may provide	SCDOT employees shall receive equal compensation increases, health insurance benefits and bonuses as provided for other state agencies; to be provided from SCDOT funds.
16	FY19-20 Proviso 84.5	State	FY 2019-20 Proviso	Document Fees.	Yes	Yes	Other service or product our agency must/may provide	May charge fees for documents provided to public based on actual costs and handling costs.
17	FY19-20 Proviso 84.6	State	FY 2019-20 Proviso	Meals in Emergency Operations.	Yes	Yes	Other service or product our agency must/may provide	May provide meals to employees who cannot leave duty station during emergency situations or simulation.
18	FY19-20 Proviso 84.7	State	FY 2019-20 Proviso	Rest Area Water Rates.	No	No - Does not relate directly to any agency deliverables		
19	FY19-20 Proviso 84.8	State	FY 2019-20 Proviso	Shop Road Farmers Market Bypass Carry Forward.	No	No - Does not relate directly to any agency deliverables		
20	FY19-20 Proviso 84.10	State	FY 2019-20 Proviso	Project Priority List.	Yes	Yes	Other service or product our agency must/may provide	Publish project priority list and engineering directives on department's website.
21	FY19-20 Proviso 84.11	State	FY 2019-20 Proviso	General Fund Balance Carry Forward.	No	No - Does not relate directly to any agency deliverables		
22	FY19-20 Proviso 84.12	State	FY 2019-20 Proviso	Reimbursement for Vehicle Damage.	Yes	Yes	Other service or product our agency must/may provide	Post damage claim form on website.
23	FY19-20 Proviso 84.13	State	FY 2019-20 Proviso	Preventive Maintenance Credit.	No	No - Does not relate directly to any agency deliverables		
24	FY19-20 Proviso 84.14	State	FY 2019-20 Proviso	Emergency Meetings.	No	Yes	Other service or product our agency must/may provide	Must post notice of meeting to public.
25	FY19-20 Proviso 84.15	State	FY 2019-20 Proviso	CTC Donor Bonus.	Yes	Yes	Other service or product our agency must/may provide	Transfer of authorized funds to CTCs.
26	FY19-20 Proviso 117.20	State	FY 2019-20 Proviso	Subsistence Expenses and Mileage.	No	No - Does not relate directly to any agency deliverables		

27	FY19-20 Proviso 117.33	State	FY 2019-20 Proviso	Debt Collections Report.	Yes	Yes	Report our agency must/may provide	
28	FY19-20 Proviso 117.54	State	FY 2019-20 Proviso	Employee Bonuses.	No	No - Does not relate directly to any agency deliverables		
29	FY19-20 Proviso 117.73	State	FY 2019-20 Proviso	Fines and Fee Report.	Yes	Yes	Report our agency must/may provide	
30	FY19-20 Proviso 117.103	State	FY 2019-20 Proviso	Data Breach Notification.	No	No - Does not relate directly to any agency deliverables		
31	FY19-20 Proviso 117.110	State	FY 2019-20 Proviso	IT & Information Security Plans.	Yes	Yes	Report our agency must/may provide	
32	SC Code 11-43-167 (Act 275 of 2016)	State	Statute	Revenue from additional Fines & Fees to State-Funded Resurfacing Program.	Yes	Yes	Other service or product our agency must/may provide	DOT must allocate revenues to State-funded Resurfacing program.
33	SC Code 56-11-500	Federal	Statute	Road tax to State Highway Fund.	No	No - But relates to sources of funding for one or more agency deliverables		
34	42 USC 4321, et seq.	Federal	Statute	National Environmental Policy Act of 1969.	No	No - But relates to manner in which one or more agency deliverables is provided		
35	33 USC 1344, et seq.	Federal	Regulation	Clean Water Act of 1977.	No	No - But relates to manner in which one or more agency deliverables is provided		
36	33 CFR Parts 325	Federal	Regulation	US Army Corps of Engineer Permits.	No	No - But relates to manner in which one or more agency deliverables is provided		
37	33 CFR Parts 332	Federal	Regulation	Compensatory Mitigation Requirements.	No	No - But relates to manner in which one or more agency deliverables is provided		
38	40 CFR 230	State	Regulation	404(b) (1) Permits.	No	No - But relates to manner in which one or more agency deliverables is provided		
39	SC Regs 61-101	State	Statute	DHEC 401 Water Quality Certifications.	No	No - But relates to manner in which one or more agency deliverables is provided		
40	SC Code 48-39-10, et seq.	Federal	Statute	SC Coastal Zone Management Act.	No	No - But relates to manner in which one or more agency deliverables is provided		
41	US Public Law 112-141	Federal	Statute	MAP -21 - Moving Ahead for Progress in the 21st Century - Federal Highway Funding Bill.	No	No - But relates to sources of funding for one or more agency deliverables		
42	US Public Law 114-94	Federal	Statute	FAST Act - Fixing America's Surface Transportation Act - Federal Highway Funding Bill.	No	No - But relates to manner in which one or more agency deliverables is provided		

43	SC Code Title 57	State	Statute	The entirety of Title 57 applies to the Department of Transportation. Title 57 contains the following Chapters: 1. General provisions, 3. Department of Transportation, 5. State Highway System, 7. Obstruction or Damage to Roads or Drainage, 9. Abandonment or Closing of Streets, Roads or Highways, 11. Financial Matters, 13. Provisions Affecting Bridges Only, 15. Provisions Affecting Ferries Only, 17. County Roads, Bridges, and Ferries Generally, 19. County Road Taxes and Assessments, 21. Paving Districts in Counties with City of Over 70,000, 23. Highway Beautification and Scenic Routes, 25. Outdoor Advertising and 27. Junkyard Control.	Yes	Yes	Other service or product our agency must/may provide	The systematic planning, construction, maintenance and operation of the state highway system and the development of a statewide intermodal and freight system that is consistent with the needs of the public.
44	SC Code of Regulations, Chapter 63	State	Regulation	Chapter 63 of the SC Code Regulations applies to the Department of Transportation. The regulations include: 63-10 - Transportation Project Prioritization; 63-30 - Commission approval of actions; 63-100 - Secretary of Transportation Approval of Actions; 63-300 to 309 - Prequalification and Disqualification of Bidders; 63- 322 - Relocation of Displaced Persons; 63-338 - Highway Advertising Control Act; 63-361- Movement of Machinery over Highways; 63-370 - Driveways; 63-380 - Erosion Control ; 63-390 - Tandem Trailer Combinations and Other Larger Vehicle Access Control Act ; 63-700, et seq. Disadvantaged Business Enterprises Program; 63-800 - Bus Shelters; 63-900 - Scenic Byways, 63-1000 Sign requirements for petitions to close roads.	Yes	Yes	Other service or product our agency must/may provide	Detailed rules concerning the planning, construction, maintenance and operation of the state highway system.
45	SC Code Sections 57-5-820 and 830	State	Statute	Consent required for highway work within municipalities.	Yes	Yes	Other service or product our agency must/may provide	Coordination with municipalities on improvements to state highways within the municipality.
46	SC Code Sections 57-7-50 and 210	State	Statute	Penalties for obstructions in the right of way without a permit.	Yes	No		
47	SC Code Title 12, Chapter 28	State	Statute	Imposition and Distribution of Fuel Tax.	No	No - But relates to sources of funding for one or more agency deliverables		
48	SC Code 48-20-10, et seq.	State	Statute	S. C. Mining Act.	No	No - But relates to manner in which one or more agency deliverables is provided		
49	SC Code 48-14-10, et seq.	State	Statute	S. C. Storm water Management and Sediment Reduction Act.	No	No - But relates to manner in which one or more agency deliverables is provided		
50	SC Regs 72-300, et seq.	State	Regulation	S. C. Storm Water Management Regulations.	No	No - But relates to manner in which one or more agency deliverables is provided		
51	SC Regs 72-400, et seq.	State	Regulation	Erosion and Sediment Reduction Regulations.	No	No - But relates to manner in which one or more agency deliverables is provided		
52	SC Code 48-18-10, et seq.	State	Statute	Erosion and Sediment Reduction Act.	No	No - But relates to manner in which one or more agency deliverables is provided		
53	SC Code 48-1-100, et seq.	State	Statute	S. C. Pollution Control Act.	No	No - But relates to manner in which one or more agency deliverables is provided		
54	SC Regs 61-9, et seq.	State	Regulation	SC Pollution Control Act Regulations.	No	No - But relates to manner in which one or more agency deliverables is provided		

Service/Product Provided to Customers	Customer Segments	<u>Specify only for the following Segments: (1) Industry; Name; (2) Professional Organization; Name; (3) Public; Demographics.</u>	Divisions or Major Programs	Description
Assist in development of the agency mission, budget and general management of the agency.	Executive Branch/State Agencies		Administration - General	Leadership and support services to facilitate the delivery of SCDOT's mission.
Plan and construct SCDOT statewide maintenance facilities, district offices, sign shop, lab, right-of-way and rest areas. Also, acquire and clear right-of-way for construction in accordance with federal and state laws.	General Public	(3)The motoring public regardless of age, race, gender, education levels, and/or religion.	Administration - Land and Buildings	Oversight of statewide maintenance facilities, district offices, sign shop, lab, and land (i.e. right-of-way).
Oversee and manage road and bridge projects. Also, host public road hearings for projects.	General Public	(3) The motoring public regardless of age, race, gender, education levels, and/or religion.	Highway Engineering - Engineering Admin & Project Management	Program funds the core engineering project management to support the statewide delivery of the highway program.
Oversee and manage road and bridge projects. Also, host public road hearings for projects.	Local Govts.	(2) American Council of Engineering Companies (ACEC).	Highway Engineering - Engineering Admin & Project Management	Program funds the core engineering project management to support the statewide delivery of the highway program.
Construct federal aid program and state funded resurfacing program which provides for the preservation, safety improvements, and increased mobility of federal-aid portion of the state highway system.	General Public	(3) The motoring public regardless of age, race, gender, education levels, and/or religion.	Highway Administration - Engineering Construction	Program funds the construction and repair of roads and bridges statewide.
Construct federal aid program and state funded resurfacing program which provides for the preservation, safety improvements, and increased mobility of federal-aid portion of the state highway system.	Industry	(1) Multiple contractors and certified Disadvantaged Business Enterprise firms that are on file for construction projects.	Highway Administration - Engineering Construction	Program funds the construction and repair of roads and bridges statewide.
Construct federal aid program and state funded resurfacing program which provides for the preservation, safety improvements, and increased mobility of federal-aid portion of the state highway system.	Professional Organization	(2) Association of General Contractors (AGC).	Highway Administration - Engineering Construction	Program funds the construction and repair of roads and bridges statewide.
Construct federal aid program and state funded resurfacing program which provides for the preservation, safety improvements, and increased mobility of federal-aid portion of the state highway system.	Professional Organization	(2) Portland Cement Association (PCA).	Highway Administration - Engineering Construction	Program funds the construction and repair of roads and bridges statewide.
Construct federal aid program and state funded resurfacing program which provides for the preservation, safety improvements, and increased mobility of federal-aid portion of the state highway system.	Professional Organization	(2) South Carolina Asphalt Paving Association (SCAPA).	Highway Administration - Engineering Construction	Program funds the construction and repair of roads and bridges statewide.
Construct federal aid program and state funded resurfacing program which provides for the preservation, safety improvements, and increased mobility of federal-aid portion of the state highway system.	Professional Organization	(2) SC Chapter of Minority Contractors.	Highway Administration - Engineering Construction	Program funds the construction and repair of roads and bridges statewide.
Construct federal aid program and state funded resurfacing program which provides for the preservation, safety improvements, and increased mobility of federal-aid portion of the state highway system.	Local Govts.		Highway Administration - Engineering Construction	Program funds the construction and repair of roads and bridges statewide.
Maintain roads, bridges, buildings, rest areas, and work requests received.	General Public	(3) The motoring public regardless of age, race, gender, education levels, and/or religion.	Highway Administration - Highway Maintenance	Program funds the routine maintenance of statewide roads, bridges, buildings, rights of way, and rest areas.
Maintain roads, bridges, buildings, rest areas, and work requests received.	Local Govts.	(2) Multiple vendors and DBE vendors.	Highway Administration - Highway Maintenance	Program funds the routine maintenance of statewide roads, bridges, buildings, rights of way, and rest areas.
Annual debt service and administration.	General Public	(3) The motoring public regardless of age, race, gender, education levels, and/or religion.	Toll Operations	Annual debt service and operations of Cross Island Parkway.
Oversee statewide maintenance on non-federal aid, secondary roads across the state.	General Public	(3) The motoring public regardless of age, race, gender, education levels, and/or religion.	Non-Federal Aid Highway Funds	Operating expenses for maintenance activities and contracts on non federal aid secondary roads.
Oversee statewide maintenance on non-federal aid, secondary roads across the state.	Local Govts.		Non-Federal Aid Highway Funds	Operating expenses for maintenance activities and contracts on non federal aid secondary roads.
Provide buses, cutaways, and operational functions.	General Public	(3) Provides transit service in 94% of SC Counties regardless of age, race, gender, education levels, and/or religion.	Mass Transit	Intermodal Planning and allocations and aid for transit services, equipment and operating expenses.
Provide buses, cutaways, and operational functions.	Local Govts.		Mass Transit	Intermodal Planning and allocations and aid for transit services, equipment and operating expenses.

A stable workforce and leadership team is critical to being able to reliably deliver the annual program.	Executive Branch/State Agencies		Employee Benefits	State employer contribution and total fringe benefits for all employees.
--	---------------------------------	--	-------------------	--

Name of Partner Entity	Type of Partner Entity	Description of Partnership	Associated Goal(s)
Army Corps of Engineers (ACOE), Federal Highway Administration (FHWA), Federal Motor Carriers Safety Administration (FMCSA), Federal Rail Administration (FRA), Federal Transit Administration (FTA), National Cooperative Highway Research Program (NCHRP), National Highway Traffic Safety Administration (NHTSA), National Scenic Byway (NSB), United States Department of Transportation (USDOT)	Federal Government	Guidance, training, unchallenged expertise, research, environmental, safety, mobility, livability, innovation, legislation, regulations, and media assets.	Goals 1, 2, 3, 4, & 5
National Safety Council	Federal Government	Safety training and information.	Goals 1, 2, 3, 4, & 5
Occupational Safety & Health Administration (OSHA)	Federal Government	Assists with training, provides recommendations and guidance.	Goals 1, 2, 3, 4, & 5
US Small Business Administration (SC District)	Federal Government	Partner for training and outreach events.	Goals 2 & 4
US Department of Commerce - SC Minority Business Development Agency (MBDA)	Federal Government	Partner to identify and inform existing and potential Disadvantaged Business Enterprises (DBEs).	Goals 2 & 4
Governor's Office	State Government	The SC Governor's Division of Small and Minority Business includes their use of the Unified Certification Program in lieu of their state certification.	Goals 2 & 4
General Assembly	State Government	Oversight, resource allocation and legislation.	Goals 1, 2, 3, 4, & 5
Department of Administration - State Fleet Maintenance	State Government	Provides AAA driver "train the trainer" for employees to train fellow employees internal, minimizing costs; report vehicle accidents for fleet.	Goal 4
Department of Motor Vehicles	State Government	Develops the Highway Safety Improvement Plan and partners with SCDOT to develop and implement Target Zero Strategic Highway Safety Plan. Provides driving records for evaluating potential new hires, as well as determining the need for employee driver training or suspension of driving privileges to include third party tester training.	Goals 1, 2, 3, & 4
Department of Health & Environmental Control	State Government	Environmental impact of any new construction, maintenance projects.	Goals 1, 2, 3, 4, & 5
Department of Commerce	State Government	Economic impact of highways and bridges to key outlets of commerce.	Goals 1, 2, 3, 4, & 5
South Carolina Ports Authority	State Government	Economic impact of infrastructure to key outlets of commerce.	Goals 1, 2, 3, 4, & 5
Department of Corrections	State Government	Feasibility of using inmates for litter control.	Goals 1, 3, & 4
Department of Public Safety	State Government	Partner in developing the Highway Safety Improvement Plan and implement the Target Zero- Strategic Highway Safety Plan.	Goals 1, 2, 3, 4, & 5
Emergency Management Division	State Government	Effectiveness in responding to and recovery for hurricanes, earthquakes, tornadoes, chemical spills, wild fires, dam failures, and winter weather advisories.	Goals 1, 2, 3, 4, & 5
Public Employee Benefits Authority (PEBA)	State Government	Provides health screenings, immunizations, and mammograms for employees.	Goal 4
South Carolina Small Business Development Centers	State Government	Partner to conduct baseline business development assistance.	Goals 2 & 4
South Carolina Transportation Infrastructure Bank	State Government	Provide project financing.	Goals 1, 2, 3, 4, & 5
Congressional Delegation, 7 Rural Transit Authorities (RTAs), 46 Counties, County Transportation Committees, Municipalities, Regional Economic Development Elected, and various law enforcement entities	Local Government	Guidance, training, research, environmental, safety, mobility, livability, innovation, legislation, and regulations.	Goals 1, 2, 3, 4, & 5
11 Metropolitan Planning Organizations (MPOs)	Local Government	Identify local priorities.	Goals 1, 2, 3, 4, & 5
10 Councils Of Government (COGs)	Local Government	Identify local priorities.	Goals 1, 2, 3, 4, & 5
12 Public Transit Providers	Local Government	Sub recipient relationship; Interagency transit coordination.	Goals 1, 2, 3, 4, & 5
SC Human Services Agencies	Local Government	Sub recipient relationship; Interagency transit coordination.	Goals 1, 2, 3, 4, & 5
Clemson University, University of South Carolina, South Carolina State University	Higher Education Institute	Research, discussion, and focus group studies.	Goals 1, 2, 3, 4, & 5
Chambers of Commerce, Corporate Partners, Penny's-for-Progress	Private Business Organization	Locally-derived funding for road improvement projects.	Goals 1, 2, 3, 4, & 5
American Association of Highway Transportation Officials (AASHTO), American Council of Engineering Companies (ACEC), American Society of Safety Engineers (ASSE), Certified Public Manager (CPM), Governmental Finance Officers Association (GFOA), Institute of Transportation Engineers (ITE), Outdoor Advertising Association, Northeast Association of State Transportation Officials (NASTO), North Eastern Strategic Alliance (NESA), Southern Association of State Highway Transportation Officials (SASHTO), South Carolina Concrete Pavement Association (SCCPA), South Carolina For Our Roads (SC-FOR), South Carolina Trucking Association (SCTA) States for Passenger Rail (SPRC), Transportation Research Board (TRB)	Professional Association	Smart solutions, training, direct technical assistance, unchallenged expertise, research, safety, mobility, livability, innovation, economic and peer review.	Goals 1, 2, 3, 4, & 5
Association of General Contractors (AGC),	Professional Association	Communication with the industry. Training opportunities.	Goals 1, 2, 3, 4, & 5

Portland Cement Association (PCA)	Professional Association	Communication with the industry. Training opportunities.	Goals 1, 2, 3, 4, & 5
South Carolina Asphalt Paving Association (SCAPA)	Professional Association	Communication with the industry. Training opportunities.	Goals 1, 2, 3, 4, & 5
National Association of Minority Contractors (SC Chapter)	Professional Association	Partner to identify and educate existing and potential Disadvantaged Business Enterprises (DBEs).	Goals 2 & 4
Cherokee Foothills National Scenic Byways (multiple chapters), Coastal Conservation League, Drayton Hall Plantation, Edisto Island Land Trust, I-73 Coalition, I-95 Coalition, Nature Conservatory, National Heritage Corridor, State Scenic Byway Program (SSBP), and South Carolina Scenic Highway Committee	Non-Governmental Organization	Environmental impact of any new construction or maintenance project.	Goal 3
Motoring Public, Transit Riders	Individual	Tolls, vehicle usage fees, safety, and stewardship of funds.	Goals 1, 2, 3, 4, & 5
American Red Cross	Private Business Organization	Provides training for first aid; Cardiopulmonary Resuscitation (CPR); Automated External Defibrillators (AED); blood drives.	Goal 4
Post Trauma Services	Private Business Organization	Provides counseling to employees involved in accidents and those affected by fatality or severe incident while on the job.	Goal 4

Agency Name: DEPARTMENT OF TRANSPORTATION

Fiscal Year 2018-2019
Accountability Report

Agency Code: U120 Section: 084

Report and External Review Template

Item	Is this a Report, Review, or both?	Report or Review Name	Name of Entity Requesting the Report or Conducting Review	Type of Entity	Reporting Frequency	Current Fiscal Year: Submission Date or Review Timeline (MM/DD/YYYY)	Summary of Information Requested in the Report or Reviewed	Method to Access the Report or Information from the Review
1	External Review and Report	Annual Accountability Report	Department of Administration	State	Annually	September 14, 2018	Financial, organizational, and accountability improvements.	https://www.scdot.org/performance/pdf/reports/SCDOT-FY2018-19_Accountability_Report.pdf
2	External Review and Report	Project Priority List	General public/website	State	Monthly	June 30, 2019	List of ranked projects with ranking process and methodology for selection. List is revised as needed.	https://www.scdot.org/projects/ten-year-plan.aspx
3	External Review and Report	Procurement Card Report	General public/website	State	Monthly	June 30, 2019	Procurement Card Statements/Monthly report containing Procurement Card information posted on agency website.	https://cg.sc.gov/fiscal-transparency/monthly-charge-card-usage
4	External Review and Report	Indefinite Delivery of Contracts Report	SC Dept. of Administration	State	Quarterly	June 30, 2019	Notify State Highway Engineer of all indefinite delivery contract work/ delivery orders.	https://procurement.sc.gov/search/node/scdot
5	External Review and Report	Sole Source Procurement & Emergency Procurements	Chief Procurement Officer	State	Quarterly	August 28, 2018	Record of procurement actions to include sole source and emergency procurements.	https://www.procurement.sc.gov/files/DOT18.pdf
6	External Review and Report	Trade in Sales (combined with sole source procurement report)	Chief Procurement Officer	State	Quarterly		Trade in sales (combined with sole source procurement report).	
7	External Review and Report	Auditing & Fiscal Reporting	SC Department of Administration (Budget Analysis)	State	Other	July 2018 - June 2019	From website link, select "Report Type" to browse sole source, emergency, and unauthorized procurements.	https://reporting.procurement.sc.gov/general/transparency/audit-reports
8	External Review and Report	C-Fund Expenditures	General Assembly	State	Annually	January-19	C-Fund Expenditures for previous fiscal year.	https://www.scdot.org/performance/pdf/reports/C-ProgramComplete2017-2018.pdf
9	External Review and Report	SCDOT's Annual Report	General Assembly	State	Annually	January 8, 2019	Annual accomplishments, Ten Year Needs plan, Five year plan detailing traffic regulation, mass transit coordination, and all firm's contract amounts.	https://www.scdot.org/performance/pdf/reports/SCDOT-AnnualReport-FY2018.pdf
10	External Review and Report	Office of Public Transit Report	Senate Transportation & House Education, and Public Works	State	Annually	January 30, 2018	These reports are combined to show a progress report containing planning and coordination efforts.	https://www.scdot.org/performance/pdf/reports/SCDOT_Annual_Report_2018.pdf
11	External Review and Report	Transit Progress Report	General Assembly	State	Annually			
12	External Review and Report	Rail Plan Analysis	Senate Transportation & House Education, and Public Works	State	Annually	January 9, 2019	State railroad corridor preservation, revitalization, and comprehensive rail plan for passenger, freight, and infrastructure services.	https://www.scdot.org/performance/pdf/reports/2018_Rail_Report_Plan_Implementation_Update.pdf
13	External Review and Report	Affirmative Action Plan and Non Discrimination Plan/ Equal Employment Opportunity Progress Report	State Human Affairs Commission	State	Annually	February 1, 2019	Personnel report by race and sex; includes discrimination policy. Also referred to as EEO Progress Report.	https://www.schac.sc.gov/sites/default/files/Documents/Technical%20Srvcs/2019%20Report%20to%20the%20General%20Assembly%20REV.pdf
14	External Review and Report	Debt Collection Reports	Senate Finance Chair, House Ways and Means Chair, and Inspector General	State	Annually	February 28, 2019	Report of outstanding debt and methods used to collect.	https://www.scdot.org/performance/pdf/reports/2018-Debt-Collection-Report.pdf
15	External Review and Report	Federal Enhancement Grants (aka Transportation Alternative "TA" Program)	Senate Transportation & Finance Chairs; House Ways and Means, Education, and Public Works Chairs	State	Annually	February 25, 2019	Show award of Federal Enhancement Grants.	https://www.scdot.org/performance/pdf/reports/FY%202018%20Annual%20Report%202_TAP.pdf
16	External Review and Report	Statements of Economic Interest	State Ethics Commission	State	Annually	March 30, 2019	Statements of Economic Interest.	http://apps.sc.gov/PublicReporting/(X(1)S(3)radrxng4vbhsh2ndkhzqbv4)/IndSEICategoryResults.aspx

17	External Review and Report	Report on Disadvantaged Enterprises Program	Hard copy available upon request	State	Annually	July 30, 2019	Allocation of Contracts awarded pursuant to 12-28-2930(l).	Not submitted online. For a hard copy, please contact SCDOT, Attn: Small and Minority Business Enterprise Office, 955 Park Street, Columbia, SC 29203
18	External Review and Report	Minority Business Enterprise Utilization Plan	Governor's Small & Minority Business Assistance Office)	State	Quarterly	August 23, 2018	Procurement Contracts.	https://www.scdot.org/performance/pdf/reports/OSMBA_MBE_Plan_FY18-19.pdf
19	External Review and Report	Statewide Strategic Information Technology Plan Implementation	Dept. of Administration - Division of Technology	State	Annually	August 2018	Agency plan for information technology and information security.	For security reasons, this security/confidential report is not published online. For additional information please contact SCDOT, Attn: Communications Office, 955 Park Street, Columbia, SC 29203
20	External Review and Report	Annual Energy Conservation Report	Office of Regulatory Staff - State Energy Office	State	Annually	September 15, 2018	Report energy used by SCDOT for buildings.	https://www.scdot.org/performance/pdf/reports/FY18-energy-progress-report-form.pdf
21	External Review and Report	Fines and Fees Report	Senate Finance Chair, House Ways and Means Chair, and website	State	Annually	September 1, 2018	Promote accountability and transparency.	https://www.scdot.org/performance/pdf/reports/FeesandFinesReport.pdf
22	External Review and Report	Personnel Organization Chart	Dept. of Administration - Human Resources Division	State	Annually	July 15, 2019	Agency organization chart of Personnel. Revised as needed through the year.	This is automatically updated and available in SCEIS, as well as on the SCDOT website located at: https://www.scdot.org/inside/org-chart.aspx
23	External Review and Report	Recycling Report	Dept. of Health & Environmental Control	State	Annually	March 15, 2019	Transportation solid waste reduction and general recycling.	https://www.scdhec.gov/sites/default/files/Library/OR-1888.pdf
24	External Review and Report	SCDOT Specific Recycling Report on compost, fly ash, ground rubber, and mixed plastics	Governor and General Assembly	State	Other	September 15, 2006	SCDOT Specific Recycling Report on compost, fly ash, ground rubber, and mixed plastics. Materials and Research Lab has no ability to track through contractors.	N/A
25	External Review and Report	Travel Report	Comptroller General	State	Annually	November 1, 2018	Travel Report for agency for prior fiscal year.	https://cg.sc.gov/sites/default/files/Documents/Publications%20and%20Reports/Travel%20Reports/FY18TravelReport.pdf
26	External Review and Report	Bank Transparency & Accountability Report	State Fiscal Accountability Authority	State	Annually	September 19, 2018	Disclosure of transactions on the agency account for the prior fiscal year.	https://www.scdot.org/performance/pdf/reports/SCDOT_Bank_Account_Transparency.pdf
27	External Review and Report	Annual (Financial) Audit	General Assembly	State	Annually	September 26, 2018	Audit of agency performed by certified public accountant.	https://osa.sc.gov/wp-content/uploads/2018/10/U1218.pdf
28	External Review and Report	Comprehensive Permanent Improvement Program (CPIP)	General Assembly and Joint Bond Review Committee	State	Annually	Exempt.	Exempt from 2-47-55 reporting by Proviso 117.71 but internally used as a planning document. Previous CPIP link is attached.	https://www.scdot.org/performance/pdf/reports/CPIP-list-of-projects.pdf
29	External Review and Report	Online Transaction Register	General public/website	State	Annually	December 31, 2018	Complete record of funds expended.	https://www.scdot.org/inside/pdf/spending/Expend_Funded_Program_Include_Maint_2018-2019.pdf
30	External Review and Report	Feasibility Studies for sidewalk, bike and HOV lanes	State Energy Office	State	Other	As needed	Feasibility Studies on primary routes for sidewalk, bike and HOV lanes on individual project basis.	N/A
31	External Review and Report	Real Property	General Assembly	State	Other	Exempt.	Exempt from 1-11-58 reporting by Proviso 117.71. Previous real property link is attached.	https://www.scdot.org/performance/pdf/reports/2017_real_property.xlsx
32	External Review and Report	Railroad Crossing	General Assembly	State	Other	Exempt.	Exempt from 58-17-1450 reporting by Proviso 117.71. Previous real property link attached, which is used as an inventory list.	https://www.scdot.org/performance/pdf/reports/railroad_crossings_by_county.pdf
33	External Review and Report	Vendor Report	General public/website	State	Annually	January 8, 2019	Complete list of all companies doing business with the department and the amount spent on these contracts. This information is shown in the Annual Vendor Report and as part of the Agency's Annual Report.	https://www.scdot.org/performance/pdf/reports/SCDOT-AnnualReport-FY2018.pdf https://www.scdot.org/performance/pdf/reports/Vendor-Payments-Report.pdf
34	External Review and Report	Employee Bonuses	Senate Finance Chair, House Ways and Means Chair, and Dept. of Administration	State	Annually	As needed	Report of bonuses provided to select employees by agency.	This report is available on SCEIS with proper authorization. To request a hard copy of this report contact SCDOT, Attn: Payroll, 955 Park Street, Columbia, SC 29202.
35	External Review and Report	Utility Relocation Metrics	General Assembly (Department of Administration)	State	Annually	New Requirement	SCDOT must include metrics on utility relocation in its annual accountability report until July 1, 2026.	Senate Bill 401 was signed into Law May 13, 2019. There are no projects to report that fit the criteria for the reporting timeframe of May 13, 2019 through June 30, 2019.

36	External Review and Report	Transportation Asset Management Plan (TAMP)	General Assembly and website	State	Annually	New Requirement	The Transportation Asset Management Plan is the process of operating, maintaining, and improving infrastructure through maintenance, preservation, repair, and rehabilitation during the life of the asset.	https://www.scdot.org/inside/tamp.aspx
37	External Review and Report	Comprehensive Rail Plan	General Assembly	State	Other	12/1/2014 *	State railroad corridor preservation, revitalization, and comprehensive rail plan for passenger, freight, and infrastructure services. *The Rail Plan is currently being updated as part of the overall Statewide Multimodal Plan update. It will be complete by December 2019. This report is due every five years.	https://www.scdot.org/Multimodal/pdf/SC_MTP_Rail_Plan_FINAL.pdf
38	External Review and Report	Recommendations for Restructure of Agency	Governor and General Assembly	State	Annually	As needed	Reports giving detailed and comprehensive recommendations for the purposes of merging or eliminating duplicative or unnecessary divisions, programs, or personnel within each department to provide a more efficient administration of government services. If an agency or department has no recommendations for restructuring of divisions, programs, or personnel, its report must contain a statement to that effect.	Restructuring is part of the Annual Accountability Report and is addressed in the Word portion of this document.
39	External Review and Report	Efficiency Assessment: SCDOT Hiring Process	Office of the State Auditor – Division of Internal Audit Services	State	Annually	6/15/2018**	To assess the hiring process to identify inefficiencies, if any, that contribute to a meaningful delay between the reporting of a need for new staff and date an employment offer is made. ** This report was not made public until FY2019, which is why it is being reported for FY2018-19.	https://osa.sc.gov/wp-content/uploads/2018/08/Efficiency-Report-Draft-Hiring-Process-Final.pdf
40	External Review and Report	Internal Audit Report Signal Shop Inventory Control	Office of the State Auditor – Division of Internal Audit Services	State	Other	January 24, 2019	SCDOT tracks and controls signal inventory throughout each district using Traffic Engineering Asset Management Software (TEAMS) that was developed by an external vendor.	https://www.scdot.org/inside/pdf/Auditor/RCA_Report_%20Inventory_Control%201-24-19_%20FINAL.pdf
41	External Review and Report	Efficiency Assessment SCDOT Interstate Project Delivery	Office of the State Auditor – Division of Internal Audit Services	State	Other	March 19, 2019	Interstate project delivery includes processes from planning to construction and flows through the Office of Planning, the Preconstruction Division, and the Construction Office.	https://www.scdot.org/inside/pdf/Auditor/Project_Delivery_Report_Final.pdf
42	External Review and Report	SCDOT Cash Management Activity	Office of the State Auditor – Division of Internal Audit Services	State	Other	April 2, 2019	To determine whether internal controls over cash flow modeling and cash flow operations are adequately designed and operating effectively.	https://www.scdot.org/inside/pdf/Auditor/IA-Report-Cash-Mgmt.pdf
43	External Review and Report	SCDOT Employee Benefit Changes	Office of the State Auditor – Division of Internal Audit Services	State	Other	May 22, 2019	To determine whether internal controls are adequately designed and operating effectively for providing reasonable assurance that employee benefit change transactions are processed accurately and timely and the accumulator report used to detect benefit change errors is reconciled monthly to minimize accumulated benefit underpayments.	https://www.scdot.org/inside/pdf/Auditor/IA-Report-Employee-Benefit-Changes.pdf
44	External Review and Report	GAP Analysis: SCDOT Access Management Controls	Office of the State Auditor – Division of Internal Audit Services	State	Other	May 21, 2019	To facilitate with SCDOT Management the development of a gap assessment of current conditions as compared with DIS-200 controls, a listing of prioritized gaps using a risk-based approach, and remediation actions for priority gaps meeting a defined threshold.	https://www.scdot.org/inside/pdf/Auditor/IA-Report-Access-Mgmt.pdf

45	External Review and Report	GAP Analysis: SCDOT Incident and Vulnerability Management Controls	Office of the State Auditor – Division of Internal Audit Services	State	Other	May 28, 2019	To facilitate with SCDOT Management the development of a gap assessment of current conditions as compared with DIS-200 controls, a listing of prioritized gaps using a risk-based approach, and remediation actions for priority gaps meeting a defined threshold.	https://www.scdot.org/inside/pdf/Auditor/IA-Report-Incident-Vulnerability-Mgmt.pdf
----	----------------------------	--	---	-------	-------	--------------	--	---

Intentionally Left Blank

Fiscal Year 2020-21 Budget Request Executive Summary

Agency Code: U120
 Agency Name: Department Of Transportation
 Section: 84

BUDGET REQUESTS			FUNDING					FTES				
Priority	Request Type	Request Title	State	Federal	Earmarked	Restricted	Total	State	Federal	Earmarked	Restricted	Total
1	B1 - Recurring	Infrastructure Maintenance Trust Fund				130,286,217	130,286,217					0.00
2	B1 - Recurring	Engineering & Construction - Highway Fund				(109,660,931)	(109,660,931)					0.00
3	B1 - Recurring	Port Access Road - Port Fund				17,569,872	17,569,872					0.00
4	B1 - Recurring	Non-Federal Aid Fund				(5,707,451)	(5,707,451)					0.00
5	B1 - Recurring	Mark Clark Expressway				5,000,000	5,000,000					0.00
6	B1 - Recurring	Tolls				(1,003,257)	(1,003,257)					0.00
7	B1 - Recurring	Volvo Interchange/Berkeley County - Volvo Fund				(10,000,000)	(10,000,000)					0.00
8	B1 - Recurring	Litter Control	10,000,000				10,000,000					0.00
9	C - Capital	Rest Areas - Renovations	12,000,000				12,000,000					0.00
10	B2 - Non-Recurring	Sumter PD/SLED reimbursement for assistance with project	144,777				144,777					0.00
11							0					0.00
12							0					0.00
13							0					0.00
14							0					0.00
15							0					0.00
16							0					0.00
17							0					0.00
18							0					0.00
19							0					0.00
20							0					0.00
21							0					0.00
22							0					0.00
23							0					0.00
24							0					0.00
25							0					0.00
26							0					0.00
27							0					0.00
28							0					0.00
29							0					0.00
30							0					0.00
TOTAL BUDGET REQUESTS			22,144,777	0	0	26,484,450	48,629,227	0.00	0.00	0.00	0.00	0.00

Intentionally Left Blank

AGENCY NAME:	South Carolina Department of Transportation		
AGENCY CODE:	U120	SECTION:	84



**Fiscal Year 2020-21
Agency Budget Plan**

FORM A - BUDGET PLAN SUMMARY

OPERATING REQUESTS (FORM B1)	For FY 2020-21, my agency is (mark "X"):	
	<input checked="" type="checkbox"/>	Requesting General Fund Appropriations.
	<input checked="" type="checkbox"/>	Requesting Federal/Other Authorization.
	<input type="checkbox"/>	Not requesting any changes.
NON-RECURRING REQUESTS (FORM B2)	For FY 2020-21, my agency is (mark "X"):	
	<input checked="" type="checkbox"/>	Requesting Non-Recurring Appropriations.
	<input type="checkbox"/>	Requesting Non-Recurring Federal/Other Authorization.
	<input type="checkbox"/>	Not requesting any changes.
CAPITAL REQUESTS (FORM C)	For FY 2020-21, my agency is (mark "X"):	
	<input checked="" type="checkbox"/>	Requesting funding for Capital Projects.
	<input type="checkbox"/>	Not requesting any changes.
PROVISOS (FORM D)	For FY 2020-21, my agency is (mark "X"):	
	<input checked="" type="checkbox"/>	Requesting a new proviso and/or substantive changes to existing provisos.
	<input type="checkbox"/>	Only requesting technical proviso changes (such as date references).
	<input type="checkbox"/>	Not requesting any proviso changes.

Please identify your agency's preferred contacts for this year's budget process.

	<i>Name</i>	<i>Phone</i>	<i>Email</i>
PRIMARY CONTACT:	Kace L. Smith	737-1259	smithKL@scdot.org
SECONDARY CONTACT:	Scott A. Ludlam	737-2919	ludlamsa@scdot.org

I have reviewed and approved the enclosed FY 2020-21 Agency Budget Plan, which is complete and accurate to the extent of my knowledge.

SIGN/DATE:	<i>Agency Director</i>	<i>Board or Commission Chair</i>
TYPE/PRINT NAME:	Christy A. Hall, PE	Robert D. "Robby" Robbins

This form must be signed by the agency head – not a delegate.

FORM B1 – RECURRING OPERATING REQUEST

AGENCY PRIORITY	<div style="border: 1px solid black; padding: 2px;">1</div> <p style="margin-top: 0;"><i>Provide the Agency Priority Ranking from the Executive Summary.</i></p>																				
TITLE	<div style="border: 1px solid black; padding: 2px;">Infrastructure Maintenance Trust Fund</div> <p style="margin-top: 0;"><i>Provide a brief, descriptive title for this request.</i></p>																				
AMOUNT	<div style="border: 1px solid black; padding: 2px;"> General: Federal: Other: \$130,286,217 Total: \$130,286,217 </div> <p style="margin-top: 0;"><i>What is the net change in requested appropriations for FY 2020-21? This amount should correspond to the total for all funding sources on the Executive Summary.</i></p>																				
NEW POSITIONS	<div style="border: 1px solid black; padding: 2px;">N/A</div> <p style="margin-top: 0;"><i>Please provide the total number of new positions needed for this request.</i></p>																				
FACTORS ASSOCIATED WITH THE REQUEST	<div style="border: 1px solid black; padding: 2px;"> <p>Mark “X” for all that apply:</p> <table style="width: 100%; border-collapse: collapse;"> <tr><td style="width: 20px;"><input type="checkbox"/></td><td>Change in cost of providing current services to existing program audience</td></tr> <tr><td><input type="checkbox"/></td><td>Change in case load/enrollment under existing program guidelines</td></tr> <tr><td><input type="checkbox"/></td><td>Non-mandated change in eligibility/enrollment for existing program</td></tr> <tr><td><input type="checkbox"/></td><td>Non-mandated program change in service levels or areas</td></tr> <tr><td><input checked="" type="checkbox"/></td><td>Proposed establishment of a new program or initiative</td></tr> <tr><td><input type="checkbox"/></td><td>Loss of federal or other external financial support for existing program</td></tr> <tr><td><input type="checkbox"/></td><td>Exhaustion of fund balances previously used to support program</td></tr> <tr><td><input type="checkbox"/></td><td>IT Technology/Security related</td></tr> <tr><td><input type="checkbox"/></td><td>Consulted DTO during development</td></tr> <tr><td><input type="checkbox"/></td><td>Related to a Non-Recurring request – If so, Priority # _____</td></tr> </table> </div>	<input type="checkbox"/>	Change in cost of providing current services to existing program audience	<input type="checkbox"/>	Change in case load/enrollment under existing program guidelines	<input type="checkbox"/>	Non-mandated change in eligibility/enrollment for existing program	<input type="checkbox"/>	Non-mandated program change in service levels or areas	<input checked="" type="checkbox"/>	Proposed establishment of a new program or initiative	<input type="checkbox"/>	Loss of federal or other external financial support for existing program	<input type="checkbox"/>	Exhaustion of fund balances previously used to support program	<input type="checkbox"/>	IT Technology/Security related	<input type="checkbox"/>	Consulted DTO during development	<input type="checkbox"/>	Related to a Non-Recurring request – If so, Priority # _____
<input type="checkbox"/>	Change in cost of providing current services to existing program audience																				
<input type="checkbox"/>	Change in case load/enrollment under existing program guidelines																				
<input type="checkbox"/>	Non-mandated change in eligibility/enrollment for existing program																				
<input type="checkbox"/>	Non-mandated program change in service levels or areas																				
<input checked="" type="checkbox"/>	Proposed establishment of a new program or initiative																				
<input type="checkbox"/>	Loss of federal or other external financial support for existing program																				
<input type="checkbox"/>	Exhaustion of fund balances previously used to support program																				
<input type="checkbox"/>	IT Technology/Security related																				
<input type="checkbox"/>	Consulted DTO during development																				
<input type="checkbox"/>	Related to a Non-Recurring request – If so, Priority # _____																				
STATEWIDE ENTERPRISE STRATEGIC OBJECTIVES	<div style="border: 1px solid black; padding: 2px;"> <p>Mark “X” for primary applicable Statewide Enterprise Strategic Objective:</p> <table style="width: 100%; border-collapse: collapse;"> <tr><td style="width: 20px;"><input type="checkbox"/></td><td>Education, Training, and Human Development</td></tr> <tr><td><input type="checkbox"/></td><td>Healthy and Safe Families</td></tr> <tr><td><input type="checkbox"/></td><td>Maintaining Safety, Integrity, and Security</td></tr> <tr><td><input checked="" type="checkbox"/></td><td>Public Infrastructure and Economic Development</td></tr> <tr><td><input type="checkbox"/></td><td>Government and Citizens</td></tr> </table> </div>	<input type="checkbox"/>	Education, Training, and Human Development	<input type="checkbox"/>	Healthy and Safe Families	<input type="checkbox"/>	Maintaining Safety, Integrity, and Security	<input checked="" type="checkbox"/>	Public Infrastructure and Economic Development	<input type="checkbox"/>	Government and Citizens										
<input type="checkbox"/>	Education, Training, and Human Development																				
<input type="checkbox"/>	Healthy and Safe Families																				
<input type="checkbox"/>	Maintaining Safety, Integrity, and Security																				
<input checked="" type="checkbox"/>	Public Infrastructure and Economic Development																				
<input type="checkbox"/>	Government and Citizens																				

ACCOUNTABILITY OF FUNDS	<p>1.1.1, 1.2.1 2.1.1,2.2.1,2.2.2,2.2.3,2.2.4,2.3.1,3.1.1,3.2.1,3.2.2,4.1.1,4.1.2,4.2.1,4.2.2,4.3.1,4.3.2,4.3.3, 5.1.1,5.1.2,5.2.1,5.2.2,5.3.1</p>
--------------------------------	--

What specific strategy, as outlined in the FY 2019-20 Strategic Planning and Performance Measurement template of agency's accountability report, does this funding request support? How would this request advance that strategy? How would the use of these funds be evaluated?

RECIPIENTS OF FUNDS	<p>Vendors providing road maintenance services to SCDOT.</p>
----------------------------	--

What individuals or entities would receive these funds (contractors, vendors, grantees, individual beneficiaries, etc.)? How would these funds be allocated – using an existing formula, through a competitive process, based upon predetermined eligibility criteria?

JUSTIFICATION OF REQUEST	<p>Act 40 provided for additional funding to SCDOT for maintenance on the existing state road system. An increase in budget authorization is requested in anticipation of expenditures for planned road maintenance projects.</p>
---------------------------------	---

Please thoroughly explain the request to include the justification for funds, potential offsets, matching funds, and method of calculation. Please include any explanation of impact if funds are not received. If new positions have been requested, explain why existing vacancies are not sufficient.

FORM B1 – RECURRING OPERATING REQUEST

AGENCY PRIORITY	<div style="border: 1px solid black; padding: 2px;">2</div> <p style="margin-top: 5px;"><i>Provide the Agency Priority Ranking from the Executive Summary.</i></p>																				
TITLE	<div style="border: 1px solid black; padding: 2px;">Engineering & Construction/ Highway Fund</div> <p style="margin-top: 5px;"><i>Provide a brief, descriptive title for this request.</i></p>																				
AMOUNT	<div style="border: 1px solid black; padding: 2px;"> General: Federal: Other: (\$109,660,931) Total: (\$109,660,931) </div> <p style="margin-top: 5px;"><i>What is the net change in requested appropriations for FY 2020-21? This amount should correspond to the total for all funding sources on the Executive Summary.</i></p>																				
NEW POSITIONS	<div style="border: 1px solid black; padding: 2px;">N/A</div> <p style="margin-top: 5px;"><i>Please provide the total number of new positions needed for this request.</i></p>																				
FACTORS ASSOCIATED WITH THE REQUEST	<div style="border: 1px solid black; padding: 2px;"> <p>Mark “X” for all that apply:</p> <table style="width: 100%; border-collapse: collapse;"> <tr> <td style="width: 30px; text-align: center;"><input checked="" type="checkbox"/></td> <td>Change in cost of providing current services to existing program audience</td> </tr> <tr> <td style="text-align: center;"><input type="checkbox"/></td> <td>Change in case load/enrollment under existing program guidelines</td> </tr> <tr> <td style="text-align: center;"><input type="checkbox"/></td> <td>Non-mandated change in eligibility/enrollment for existing program</td> </tr> <tr> <td style="text-align: center;"><input type="checkbox"/></td> <td>Non-mandated program change in service levels or areas</td> </tr> <tr> <td style="text-align: center;"><input type="checkbox"/></td> <td>Proposed establishment of a new program or initiative</td> </tr> <tr> <td style="text-align: center;"><input type="checkbox"/></td> <td>Loss of federal or other external financial support for existing program</td> </tr> <tr> <td style="text-align: center;"><input type="checkbox"/></td> <td>Exhaustion of fund balances previously used to support program</td> </tr> <tr> <td style="text-align: center;"><input type="checkbox"/></td> <td>IT Technology/Security related</td> </tr> <tr> <td style="text-align: center;"><input type="checkbox"/></td> <td>Consulted DTO during development</td> </tr> <tr> <td style="text-align: center;"><input type="checkbox"/></td> <td>Related to a Non-Recurring request – If so, Priority # _____</td> </tr> </table> </div>	<input checked="" type="checkbox"/>	Change in cost of providing current services to existing program audience	<input type="checkbox"/>	Change in case load/enrollment under existing program guidelines	<input type="checkbox"/>	Non-mandated change in eligibility/enrollment for existing program	<input type="checkbox"/>	Non-mandated program change in service levels or areas	<input type="checkbox"/>	Proposed establishment of a new program or initiative	<input type="checkbox"/>	Loss of federal or other external financial support for existing program	<input type="checkbox"/>	Exhaustion of fund balances previously used to support program	<input type="checkbox"/>	IT Technology/Security related	<input type="checkbox"/>	Consulted DTO during development	<input type="checkbox"/>	Related to a Non-Recurring request – If so, Priority # _____
<input checked="" type="checkbox"/>	Change in cost of providing current services to existing program audience																				
<input type="checkbox"/>	Change in case load/enrollment under existing program guidelines																				
<input type="checkbox"/>	Non-mandated change in eligibility/enrollment for existing program																				
<input type="checkbox"/>	Non-mandated program change in service levels or areas																				
<input type="checkbox"/>	Proposed establishment of a new program or initiative																				
<input type="checkbox"/>	Loss of federal or other external financial support for existing program																				
<input type="checkbox"/>	Exhaustion of fund balances previously used to support program																				
<input type="checkbox"/>	IT Technology/Security related																				
<input type="checkbox"/>	Consulted DTO during development																				
<input type="checkbox"/>	Related to a Non-Recurring request – If so, Priority # _____																				
STATEWIDE ENTERPRISE STRATEGIC OBJECTIVES	<div style="border: 1px solid black; padding: 2px;"> <p>Mark “X” for primary applicable Statewide Enterprise Strategic Objective:</p> <table style="width: 100%; border-collapse: collapse;"> <tr> <td style="width: 30px; text-align: center;"><input type="checkbox"/></td> <td>Education, Training, and Human Development</td> </tr> <tr> <td style="text-align: center;"><input type="checkbox"/></td> <td>Healthy and Safe Families</td> </tr> <tr> <td style="text-align: center;"><input type="checkbox"/></td> <td>Maintaining Safety, Integrity, and Security</td> </tr> <tr> <td style="text-align: center;"><input checked="" type="checkbox"/></td> <td>Public Infrastructure and Economic Development</td> </tr> <tr> <td style="text-align: center;"><input type="checkbox"/></td> <td>Government and Citizens</td> </tr> </table> </div>	<input type="checkbox"/>	Education, Training, and Human Development	<input type="checkbox"/>	Healthy and Safe Families	<input type="checkbox"/>	Maintaining Safety, Integrity, and Security	<input checked="" type="checkbox"/>	Public Infrastructure and Economic Development	<input type="checkbox"/>	Government and Citizens										
<input type="checkbox"/>	Education, Training, and Human Development																				
<input type="checkbox"/>	Healthy and Safe Families																				
<input type="checkbox"/>	Maintaining Safety, Integrity, and Security																				
<input checked="" type="checkbox"/>	Public Infrastructure and Economic Development																				
<input type="checkbox"/>	Government and Citizens																				

ACCOUNTABILITY OF FUNDS	<p>1.1.1, 1.2.1 2.1.1,2.2.1,2.2.2,2.2.3,2.2.4,2.3.1,3.1.1,3.2.1,3.2.2,4.1.1,4.1.2,4.2.1,4.2.2,4.3.1,4.3.2,4.3.3, 5.1.1,5.1.2,5.2.1,5.2.2,5.3.1</p>
--------------------------------	--

What specific strategy, as outlined in the FY 2019-20 Strategic Planning and Performance Measurement template of agency's accountability report, does this funding request support? How would this request advance that strategy? How would the use of these funds be evaluated?

RECIPIENTS OF FUNDS	<p>Vendors who provide services to SCDOT. For example liability insurance, debt service providers, contractors). SC Transportation Infrastructure Bank (STIB).</p>
----------------------------	--

What individuals or entities would receive these funds (contractors, vendors, grantees, individual beneficiaries, etc.)? How would these funds be allocated – using an existing formula, through a competitive process, based upon predetermined eligibility criteria?

JUSTIFICATION OF REQUEST	<p>Adjustment in authorization level for timing of ongoing project expenditures in the federally eligible road maintenance program.</p>
---------------------------------	---

Please thoroughly explain the request to include the justification for funds, potential offsets, matching funds, and method of calculation. Please include any explanation of impact if funds are not received. If new positions have been requested, explain why existing vacancies are not sufficient.

FORM B1 – RECURRING OPERATING REQUEST

AGENCY PRIORITY	3	<i>Provide the Agency Priority Ranking from the Executive Summary.</i>
TITLE	Engineering Construction/Port Access Road	
	<i>Provide a brief, descriptive title for this request.</i>	
AMOUNT	General: Federal: Other: \$17,569,872 Total: \$17,569,872	
	<i>What is the net change in requested appropriations for FY 2020-21? This amount should correspond to the total for all funding sources on the Executive Summary.</i>	
NEW POSITIONS	N/A	
	<i>Please provide the total number of new positions needed for this request.</i>	
FACTORS ASSOCIATED WITH THE REQUEST	Mark “X” for all that apply:	
	<input checked="" type="checkbox"/>	Change in cost of providing current services to existing program audience
	<input type="checkbox"/>	Change in case load/enrollment under existing program guidelines
	<input type="checkbox"/>	Non-mandated change in eligibility/enrollment for existing program
	<input type="checkbox"/>	Non-mandated program change in service levels or areas
	<input type="checkbox"/>	Proposed establishment of a new program or initiative
	<input type="checkbox"/>	Loss of federal or other external financial support for existing program
	<input type="checkbox"/>	Exhaustion of fund balances previously used to support program
	<input type="checkbox"/>	IT Technology/Security related
	<input type="checkbox"/>	Consulted DTO during development
<input type="checkbox"/>	Related to a Non-Recurring request – If so, Priority # _____	
STATEWIDE ENTERPRISE STRATEGIC OBJECTIVES	Mark “X” for primary applicable Statewide Enterprise Strategic Objective:	
	<input type="checkbox"/>	Education, Training, and Human Development
	<input type="checkbox"/>	Healthy and Safe Families
	<input type="checkbox"/>	Maintaining Safety, Integrity, and Security
	<input checked="" type="checkbox"/>	Public Infrastructure and Economic Development
	<input type="checkbox"/>	Government and Citizens

ACCOUNTABILITY OF FUNDS	2.2.3,2.3.1,3.1.1,3.2.1
--------------------------------	-------------------------

What specific strategy, as outlined in the FY 2019-20 Strategic Planning and Performance Measurement template of agency's accountability report, does this funding request support? How would this request advance that strategy? How would the use of these funds be evaluated?

RECIPIENTS OF FUNDS	Right of Way payments to property owners and service providers for construction contracts.
----------------------------	--

What individuals or entities would receive these funds (contractors, vendors, grantees, individual beneficiaries, etc.)? How would these funds be allocated – using an existing formula, through a competitive process, based upon predetermined eligibility criteria?

JUSTIFICATION OF REQUEST	Increase in budget authorization requested for FY 2021 expenditures. The Port Access project should be completed by September 2020 for a total project cost of approximately \$356m.
---------------------------------	--

Please thoroughly explain the request to include the justification for funds, potential offsets, matching funds, and method of calculation. Please include any explanation of impact if funds are not received. If new positions have been requested, explain why existing vacancies are not sufficient.

FORM B1 – RECURRING OPERATING REQUEST

AGENCY PRIORITY	4	<i>Provide the Agency Priority Ranking from the Executive Summary.</i>
TITLE	Non-Federal Aid Fund	
	<i>Provide a brief, descriptive title for this request.</i>	
AMOUNT	General: Federal: Other: (\$5,707,451) Total: (\$5,707,451)	
	<i>What is the net change in requested appropriations for FY 2020-21? This amount should correspond to the total for all funding sources on the Executive Summary.</i>	
NEW POSITIONS	N/A	
	<i>Please provide the total number of new positions needed for this request.</i>	
FACTORS ASSOCIATED WITH THE REQUEST	Mark “X” for all that apply:	
	<input checked="" type="checkbox"/>	Change in cost of providing current services to existing program audience
	<input type="checkbox"/>	Change in case load/enrollment under existing program guidelines
	<input type="checkbox"/>	Non-mandated change in eligibility/enrollment for existing program
	<input type="checkbox"/>	Non-mandated program change in service levels or areas
	<input type="checkbox"/>	Proposed establishment of a new program or initiative
	<input type="checkbox"/>	Loss of federal or other external financial support for existing program
	<input type="checkbox"/>	Exhaustion of fund balances previously used to support program
	<input type="checkbox"/>	IT Technology/Security related
	<input type="checkbox"/>	Consulted DTO during development
	Related to a Non-Recurring request – If so, Priority # _____	
STATEWIDE ENTERPRISE STRATEGIC OBJECTIVES	Mark “X” for primary applicable Statewide Enterprise Strategic Objective:	
	<input type="checkbox"/>	Education, Training, and Human Development
	<input type="checkbox"/>	Healthy and Safe Families
	<input type="checkbox"/>	Maintaining Safety, Integrity, and Security
	<input checked="" type="checkbox"/>	Public Infrastructure and Economic Development
	Government and Citizens	

ACCOUNTABILITY OF FUNDS	<p>1.1.1, 1.2.1 2.1.1,2.2.1,2.2.2,2.2.3,2.2.4,2.3.1,3.1.1,3.2.1,3.2.2,4.1.1,4.1.2,4.2.1,4.2.2,4.3.1,4.3.2,4.3.3, 5.1.1,5.1.2,5.2.1,5.2.2,5.3.1</p>
--------------------------------	--

What specific strategy, as outlined in the FY 2019-20 Strategic Planning and Performance Measurement template of agency's accountability report, does this funding request support? How would this request advance that strategy? How would the use of these funds be evaluated?

RECIPIENTS OF FUNDS	<p>Vendors providing road maintenance services to SCDOT.</p>
----------------------------	--

What individuals or entities would receive these funds (contractors, vendors, grantees, individual beneficiaries, etc.)? How would these funds be allocated – using an existing formula, through a competitive process, based upon predetermined eligibility criteria?

JUSTIFICATION OF REQUEST	<p>The Non-Federal Aid fund has had a reduction in revenue with the passing of ACT 275 and now ACT 40, so budget authorization is being adjusted to more stable recurring levels of revenue that existed prior SFY 2014.</p>
---------------------------------	--

Please thoroughly explain the request to include the justification for funds, potential offsets, matching funds, and method of calculation. Please include any explanation of impact if funds are not received. If new positions have been requested, explain why existing vacancies are not sufficient.

FORM B1 – RECURRING OPERATING REQUEST

AGENCY PRIORITY	<div style="border: 1px solid black; padding: 2px;">5</div> <p style="margin-top: 5px;"><i>Provide the Agency Priority Ranking from the Executive Summary.</i></p>																				
TITLE	<div style="border: 1px solid black; padding: 2px;">Mark Clark Expressway</div> <p style="margin-top: 5px;"><i>Provide a brief, descriptive title for this request.</i></p>																				
AMOUNT	<div style="border: 1px solid black; padding: 2px;"> <p>General: Federal: Other: \$5,000,000 Total: \$5,000,000</p> </div> <p style="margin-top: 5px;"><i>What is the net change in requested appropriations for FY 2020-21? This amount should correspond to the total for all funding sources on the Executive Summary.</i></p>																				
NEW POSITIONS	<div style="border: 1px solid black; padding: 2px;">N/A</div> <p style="margin-top: 5px;"><i>Please provide the total number of new positions needed for this request.</i></p>																				
FACTORS ASSOCIATED WITH THE REQUEST	<p>Mark “X” for all that apply:</p> <table style="width: 100%; border-collapse: collapse;"> <tr><td style="width: 20px;"><input type="checkbox"/></td><td>Change in cost of providing current services to existing program audience</td></tr> <tr><td><input type="checkbox"/></td><td>Change in case load/enrollment under existing program guidelines</td></tr> <tr><td><input type="checkbox"/></td><td>Non-mandated change in eligibility/enrollment for existing program</td></tr> <tr><td><input type="checkbox"/></td><td>Non-mandated program change in service levels or areas</td></tr> <tr><td><input checked="" type="checkbox"/></td><td>Proposed establishment of a new program or initiative</td></tr> <tr><td><input type="checkbox"/></td><td>Loss of federal or other external financial support for existing program</td></tr> <tr><td><input type="checkbox"/></td><td>Exhaustion of fund balances previously used to support program</td></tr> <tr><td><input type="checkbox"/></td><td>IT Technology/Security related</td></tr> <tr><td><input type="checkbox"/></td><td>Consulted DTO during development</td></tr> <tr><td><input type="checkbox"/></td><td>Related to a Non-Recurring request – If so, Priority # _____</td></tr> </table>	<input type="checkbox"/>	Change in cost of providing current services to existing program audience	<input type="checkbox"/>	Change in case load/enrollment under existing program guidelines	<input type="checkbox"/>	Non-mandated change in eligibility/enrollment for existing program	<input type="checkbox"/>	Non-mandated program change in service levels or areas	<input checked="" type="checkbox"/>	Proposed establishment of a new program or initiative	<input type="checkbox"/>	Loss of federal or other external financial support for existing program	<input type="checkbox"/>	Exhaustion of fund balances previously used to support program	<input type="checkbox"/>	IT Technology/Security related	<input type="checkbox"/>	Consulted DTO during development	<input type="checkbox"/>	Related to a Non-Recurring request – If so, Priority # _____
<input type="checkbox"/>	Change in cost of providing current services to existing program audience																				
<input type="checkbox"/>	Change in case load/enrollment under existing program guidelines																				
<input type="checkbox"/>	Non-mandated change in eligibility/enrollment for existing program																				
<input type="checkbox"/>	Non-mandated program change in service levels or areas																				
<input checked="" type="checkbox"/>	Proposed establishment of a new program or initiative																				
<input type="checkbox"/>	Loss of federal or other external financial support for existing program																				
<input type="checkbox"/>	Exhaustion of fund balances previously used to support program																				
<input type="checkbox"/>	IT Technology/Security related																				
<input type="checkbox"/>	Consulted DTO during development																				
<input type="checkbox"/>	Related to a Non-Recurring request – If so, Priority # _____																				
STATEWIDE ENTERPRISE STRATEGIC OBJECTIVES	<p>Mark “X” for primary applicable Statewide Enterprise Strategic Objective:</p> <table style="width: 100%; border-collapse: collapse;"> <tr><td style="width: 20px;"><input type="checkbox"/></td><td>Education, Training, and Human Development</td></tr> <tr><td><input type="checkbox"/></td><td>Healthy and Safe Families</td></tr> <tr><td><input type="checkbox"/></td><td>Maintaining Safety, Integrity, and Security</td></tr> <tr><td><input checked="" type="checkbox"/></td><td>Public Infrastructure and Economic Development</td></tr> <tr><td><input type="checkbox"/></td><td>Government and Citizens</td></tr> </table>	<input type="checkbox"/>	Education, Training, and Human Development	<input type="checkbox"/>	Healthy and Safe Families	<input type="checkbox"/>	Maintaining Safety, Integrity, and Security	<input checked="" type="checkbox"/>	Public Infrastructure and Economic Development	<input type="checkbox"/>	Government and Citizens										
<input type="checkbox"/>	Education, Training, and Human Development																				
<input type="checkbox"/>	Healthy and Safe Families																				
<input type="checkbox"/>	Maintaining Safety, Integrity, and Security																				
<input checked="" type="checkbox"/>	Public Infrastructure and Economic Development																				
<input type="checkbox"/>	Government and Citizens																				

ACCOUNTABILITY OF FUNDS	2.2.3,2.3.1,3.1.1,3.2.1
--------------------------------	-------------------------

What specific strategy, as outlined in the FY 2019-20 Strategic Planning and Performance Measurement template of agency's accountability report, does this funding request support? How would this request advance that strategy? How would the use of these funds be evaluated?

RECIPIENTS OF FUNDS	Vendors providing road maintenance services to SCDOT.
----------------------------	---

What individuals or entities would receive these funds (contractors, vendors, grantees, individual beneficiaries, etc.)? How would these funds be allocated – using an existing formula, through a competitive process, based upon predetermined eligibility criteria?

JUSTIFICATION OF REQUEST	The SCDOT entered into an intergovernmental agreement with Charleston County and the SC Transportation Infrastructure Bank on January 10, 2019. Completion of the Mark Clark Expressway at a cost of \$725 million, funded by contributions from Charleston County and the SCTIB.
---------------------------------	---

Please thoroughly explain the request to include the justification for funds, potential offsets, matching funds, and method of calculation. Please include any explanation of impact if funds are not received. If new positions have been requested, explain why existing vacancies are not sufficient.

FORM B1 – RECURRING OPERATING REQUEST

AGENCY PRIORITY	<div style="border: 1px solid black; padding: 2px;">6</div> <p style="margin-top: 0;"><i>Provide the Agency Priority Ranking from the Executive Summary.</i></p>																				
TITLE	<div style="border: 1px solid black; padding: 2px;">Cross Island Toll Fund</div> <p style="margin-top: 0;"><i>Provide a brief, descriptive title for this request.</i></p>																				
AMOUNT	<div style="border: 1px solid black; padding: 2px;"> <p>General: Federal: Other: (\$1,003,257) Total: (\$1,003,257)</p> </div> <p style="margin-top: 0;"><i>What is the net change in requested appropriations for FY 2020-21? This amount should correspond to the total for all funding sources on the Executive Summary.</i></p>																				
NEW POSITIONS	<div style="border: 1px solid black; padding: 2px;">N/A</div> <p style="margin-top: 0;"><i>Please provide the total number of new positions needed for this request.</i></p>																				
FACTORS ASSOCIATED WITH THE REQUEST	<div style="border: 1px solid black; padding: 2px;"> <p>Mark “X” for all that apply:</p> <table style="width: 100%; border-collapse: collapse;"> <tr> <td style="width: 30px; text-align: center;"><input checked="" type="checkbox"/></td> <td>Change in cost of providing current services to existing program audience</td> </tr> <tr> <td style="text-align: center;"><input type="checkbox"/></td> <td>Change in case load/enrollment under existing program guidelines</td> </tr> <tr> <td style="text-align: center;"><input type="checkbox"/></td> <td>Non-mandated change in eligibility/enrollment for existing program</td> </tr> <tr> <td style="text-align: center;"><input type="checkbox"/></td> <td>Non-mandated program change in service levels or areas</td> </tr> <tr> <td style="text-align: center;"><input type="checkbox"/></td> <td>Proposed establishment of a new program or initiative</td> </tr> <tr> <td style="text-align: center;"><input type="checkbox"/></td> <td>Loss of federal or other external financial support for existing program</td> </tr> <tr> <td style="text-align: center;"><input type="checkbox"/></td> <td>Exhaustion of fund balances previously used to support program</td> </tr> <tr> <td style="text-align: center;"><input type="checkbox"/></td> <td>IT Technology/Security related</td> </tr> <tr> <td style="text-align: center;"><input type="checkbox"/></td> <td>Consulted DTO during development</td> </tr> <tr> <td style="text-align: center;"><input type="checkbox"/></td> <td>Related to a Non-Recurring request – If so, Priority # _____</td> </tr> </table> </div>	<input checked="" type="checkbox"/>	Change in cost of providing current services to existing program audience	<input type="checkbox"/>	Change in case load/enrollment under existing program guidelines	<input type="checkbox"/>	Non-mandated change in eligibility/enrollment for existing program	<input type="checkbox"/>	Non-mandated program change in service levels or areas	<input type="checkbox"/>	Proposed establishment of a new program or initiative	<input type="checkbox"/>	Loss of federal or other external financial support for existing program	<input type="checkbox"/>	Exhaustion of fund balances previously used to support program	<input type="checkbox"/>	IT Technology/Security related	<input type="checkbox"/>	Consulted DTO during development	<input type="checkbox"/>	Related to a Non-Recurring request – If so, Priority # _____
<input checked="" type="checkbox"/>	Change in cost of providing current services to existing program audience																				
<input type="checkbox"/>	Change in case load/enrollment under existing program guidelines																				
<input type="checkbox"/>	Non-mandated change in eligibility/enrollment for existing program																				
<input type="checkbox"/>	Non-mandated program change in service levels or areas																				
<input type="checkbox"/>	Proposed establishment of a new program or initiative																				
<input type="checkbox"/>	Loss of federal or other external financial support for existing program																				
<input type="checkbox"/>	Exhaustion of fund balances previously used to support program																				
<input type="checkbox"/>	IT Technology/Security related																				
<input type="checkbox"/>	Consulted DTO during development																				
<input type="checkbox"/>	Related to a Non-Recurring request – If so, Priority # _____																				
STATEWIDE ENTERPRISE STRATEGIC OBJECTIVES	<div style="border: 1px solid black; padding: 2px;"> <p>Mark “X” for primary applicable Statewide Enterprise Strategic Objective:</p> <table style="width: 100%; border-collapse: collapse;"> <tr> <td style="width: 30px; text-align: center;"><input type="checkbox"/></td> <td>Education, Training, and Human Development</td> </tr> <tr> <td style="text-align: center;"><input type="checkbox"/></td> <td>Healthy and Safe Families</td> </tr> <tr> <td style="text-align: center;"><input type="checkbox"/></td> <td>Maintaining Safety, Integrity, and Security</td> </tr> <tr> <td style="text-align: center;"><input checked="" type="checkbox"/></td> <td>Public Infrastructure and Economic Development</td> </tr> <tr> <td style="text-align: center;"><input type="checkbox"/></td> <td>Government and Citizens</td> </tr> </table> </div>	<input type="checkbox"/>	Education, Training, and Human Development	<input type="checkbox"/>	Healthy and Safe Families	<input type="checkbox"/>	Maintaining Safety, Integrity, and Security	<input checked="" type="checkbox"/>	Public Infrastructure and Economic Development	<input type="checkbox"/>	Government and Citizens										
<input type="checkbox"/>	Education, Training, and Human Development																				
<input type="checkbox"/>	Healthy and Safe Families																				
<input type="checkbox"/>	Maintaining Safety, Integrity, and Security																				
<input checked="" type="checkbox"/>	Public Infrastructure and Economic Development																				
<input type="checkbox"/>	Government and Citizens																				

1.1.1, 1.2.1
 2.1.1,2.2.1,2.2.2,2.2.3,2.2.4,2.3.1,3.1.1,3.2.1,3.2.2,4.1.1,4.1.2,4.2.1,4.2.2,4.3.1,4.3.2,4.3.3,
 5.1.1,5.1.2,5.2.1,5.2.2,5.3.1

What specific strategy, as outlined in the FY 2019-20 Strategic Planning and Performance Measurement template of agency's accountability report, does this funding request support? How would this request advance that strategy? How would the use of these funds be evaluated?

RECIPIENTS OF FUNDS

Contractors maintaining and operating the Cross Island Toll road.

What individuals or entities would receive these funds (contractors, vendors, grantees, individual beneficiaries, etc.)? How would these funds be allocated – using an existing formula, through a competitive process, based upon predetermined eligibility criteria?

JUSTIFICATION OF REQUEST

The decrease in authorization represents the decrease in funding needed for debt service and operations. The final debt service payment will be made by June 30, 2021, as it is due July 1, 2021. The road will continue to be maintained by SCDOT.

Please thoroughly explain the request to include the justification for funds, potential offsets, matching funds, and method of calculation. Please include any explanation of impact if funds are not received. If new positions have been requested, explain why existing vacancies are not sufficient.

FORM B1 – RECURRING OPERATING REQUEST

AGENCY PRIORITY	<div style="border: 1px solid black; padding: 2px;">7</div> <p><i>Provide the Agency Priority Ranking from the Executive Summary.</i></p>																				
TITLE	<div style="border: 1px solid black; padding: 2px;">Engineering Construction/ SC Commerce/ Berkeley/ Volvo</div> <p><i>Provide a brief, descriptive title for this request.</i></p>																				
AMOUNT	<div style="border: 1px solid black; padding: 2px;"> <p>General: Federal: Other: (\$10,000,000) Total: (\$10,000,000)</p> </div> <p><i>What is the net change in requested appropriations for FY 2020-21? This amount should correspond to the total for all funding sources on the Executive Summary.</i></p>																				
NEW POSITIONS	<div style="border: 1px solid black; padding: 2px;">N/A</div> <p><i>Please provide the total number of new positions needed for this request.</i></p>																				
FACTORS ASSOCIATED WITH THE REQUEST	<div style="border: 1px solid black; padding: 2px;"> <p>Mark “X” for all that apply:</p> <table style="width: 100%; border-collapse: collapse;"> <tr><td style="width: 20px; text-align: center;"><input checked="" type="checkbox"/></td><td>Change in cost of providing current services to existing program audience</td></tr> <tr><td style="text-align: center;"><input type="checkbox"/></td><td>Change in case load/enrollment under existing program guidelines</td></tr> <tr><td style="text-align: center;"><input type="checkbox"/></td><td>Non-mandated change in eligibility/enrollment for existing program</td></tr> <tr><td style="text-align: center;"><input type="checkbox"/></td><td>Non-mandated program change in service levels or areas</td></tr> <tr><td style="text-align: center;"><input type="checkbox"/></td><td>Proposed establishment of a new program or initiative</td></tr> <tr><td style="text-align: center;"><input type="checkbox"/></td><td>Loss of federal or other external financial support for existing program</td></tr> <tr><td style="text-align: center;"><input type="checkbox"/></td><td>Exhaustion of fund balances previously used to support program</td></tr> <tr><td style="text-align: center;"><input type="checkbox"/></td><td>IT Technology/Security related</td></tr> <tr><td style="text-align: center;"><input type="checkbox"/></td><td>Consulted DTO during development</td></tr> <tr><td style="text-align: center;"><input type="checkbox"/></td><td>Related to a Non-Recurring request – If so, Priority # _____</td></tr> </table> </div>	<input checked="" type="checkbox"/>	Change in cost of providing current services to existing program audience	<input type="checkbox"/>	Change in case load/enrollment under existing program guidelines	<input type="checkbox"/>	Non-mandated change in eligibility/enrollment for existing program	<input type="checkbox"/>	Non-mandated program change in service levels or areas	<input type="checkbox"/>	Proposed establishment of a new program or initiative	<input type="checkbox"/>	Loss of federal or other external financial support for existing program	<input type="checkbox"/>	Exhaustion of fund balances previously used to support program	<input type="checkbox"/>	IT Technology/Security related	<input type="checkbox"/>	Consulted DTO during development	<input type="checkbox"/>	Related to a Non-Recurring request – If so, Priority # _____
<input checked="" type="checkbox"/>	Change in cost of providing current services to existing program audience																				
<input type="checkbox"/>	Change in case load/enrollment under existing program guidelines																				
<input type="checkbox"/>	Non-mandated change in eligibility/enrollment for existing program																				
<input type="checkbox"/>	Non-mandated program change in service levels or areas																				
<input type="checkbox"/>	Proposed establishment of a new program or initiative																				
<input type="checkbox"/>	Loss of federal or other external financial support for existing program																				
<input type="checkbox"/>	Exhaustion of fund balances previously used to support program																				
<input type="checkbox"/>	IT Technology/Security related																				
<input type="checkbox"/>	Consulted DTO during development																				
<input type="checkbox"/>	Related to a Non-Recurring request – If so, Priority # _____																				
STATEWIDE ENTERPRISE STRATEGIC OBJECTIVES	<div style="border: 1px solid black; padding: 2px;"> <p>Mark “X” for primary applicable Statewide Enterprise Strategic Objective:</p> <table style="width: 100%; border-collapse: collapse;"> <tr><td style="width: 20px; text-align: center;"><input type="checkbox"/></td><td>Education, Training, and Human Development</td></tr> <tr><td style="text-align: center;"><input type="checkbox"/></td><td>Healthy and Safe Families</td></tr> <tr><td style="text-align: center;"><input type="checkbox"/></td><td>Maintaining Safety, Integrity, and Security</td></tr> <tr><td style="text-align: center;"><input checked="" type="checkbox"/></td><td>Public Infrastructure and Economic Development</td></tr> <tr><td style="text-align: center;"><input type="checkbox"/></td><td>Government and Citizens</td></tr> </table> </div>	<input type="checkbox"/>	Education, Training, and Human Development	<input type="checkbox"/>	Healthy and Safe Families	<input type="checkbox"/>	Maintaining Safety, Integrity, and Security	<input checked="" type="checkbox"/>	Public Infrastructure and Economic Development	<input type="checkbox"/>	Government and Citizens										
<input type="checkbox"/>	Education, Training, and Human Development																				
<input type="checkbox"/>	Healthy and Safe Families																				
<input type="checkbox"/>	Maintaining Safety, Integrity, and Security																				
<input checked="" type="checkbox"/>	Public Infrastructure and Economic Development																				
<input type="checkbox"/>	Government and Citizens																				

1.1.1,2.2.3,2.3.1,3.1.1,3.2.1

What specific strategy, as outlined in the FY 2019-20 Strategic Planning and Performance Measurement template of agency's accountability report, does this funding request support? How would this request advance that strategy? How would the use of these funds be evaluated?

RECIPIENTS OF FUNDS

Service providers for the construction of the Berkeley County/ Volvo interchange construction projects on I-26.

What individuals or entities would receive these funds (contractors, vendors, grantees, individual beneficiaries, etc.)? How would these funds be allocated – using an existing formula, through a competitive process, based upon predetermined eligibility criteria?

JUSTIFICATION OF REQUEST

The Berkeley County/Volvo interchange will be completed before June 30, 2020.

Please thoroughly explain the request to include the justification for funds, potential offsets, matching funds, and method of calculation. Please include any explanation of impact if funds are not received. If new positions have been requested, explain why existing vacancies are not sufficient.

FORM B1 – RECURRING OPERATING REQUEST

AGENCY PRIORITY	8 – Revised to reclassify as “Recurring”. 10/17/19 <i>Provide the Agency Priority Ranking from the Executive Summary.</i>																				
TITLE	Litter Control <i>Provide a brief, descriptive title for this request.</i>																				
AMOUNT	\$10,000,000 <i>What is the net change in requested appropriations for FY 2020-21? This amount should correspond to the total for all funding sources on the Executive Summary.</i>																				
NEW POSITIONS	N/A <i>Please provide the total number of new positions needed for this request.</i>																				
FACTORS ASSOCIATED WITH THE REQUEST	<p>Mark “X” for all that apply:</p> <table border="1" style="width: 100%; border-collapse: collapse;"> <tr><td style="width: 20px;"><input type="checkbox"/></td><td>Change in cost of providing current services to existing program audience</td></tr> <tr><td><input type="checkbox"/></td><td>Change in case load/enrollment under existing program guidelines</td></tr> <tr><td><input type="checkbox"/></td><td>Non-mandated change in eligibility/enrollment for existing program</td></tr> <tr><td><input type="checkbox"/></td><td>Non-mandated program change in service levels or areas</td></tr> <tr><td><input checked="" type="checkbox"/></td><td>Proposed establishment of a new program or initiative</td></tr> <tr><td><input type="checkbox"/></td><td>Loss of federal or other external financial support for existing program</td></tr> <tr><td><input type="checkbox"/></td><td>Exhaustion of fund balances previously used to support program</td></tr> <tr><td><input type="checkbox"/></td><td>IT Technology/Security related</td></tr> <tr><td><input type="checkbox"/></td><td>Consulted DTO during development</td></tr> <tr><td><input type="checkbox"/></td><td>Related to a Non-Recurring request – If so, Priority # _____</td></tr> </table>	<input type="checkbox"/>	Change in cost of providing current services to existing program audience	<input type="checkbox"/>	Change in case load/enrollment under existing program guidelines	<input type="checkbox"/>	Non-mandated change in eligibility/enrollment for existing program	<input type="checkbox"/>	Non-mandated program change in service levels or areas	<input checked="" type="checkbox"/>	Proposed establishment of a new program or initiative	<input type="checkbox"/>	Loss of federal or other external financial support for existing program	<input type="checkbox"/>	Exhaustion of fund balances previously used to support program	<input type="checkbox"/>	IT Technology/Security related	<input type="checkbox"/>	Consulted DTO during development	<input type="checkbox"/>	Related to a Non-Recurring request – If so, Priority # _____
<input type="checkbox"/>	Change in cost of providing current services to existing program audience																				
<input type="checkbox"/>	Change in case load/enrollment under existing program guidelines																				
<input type="checkbox"/>	Non-mandated change in eligibility/enrollment for existing program																				
<input type="checkbox"/>	Non-mandated program change in service levels or areas																				
<input checked="" type="checkbox"/>	Proposed establishment of a new program or initiative																				
<input type="checkbox"/>	Loss of federal or other external financial support for existing program																				
<input type="checkbox"/>	Exhaustion of fund balances previously used to support program																				
<input type="checkbox"/>	IT Technology/Security related																				
<input type="checkbox"/>	Consulted DTO during development																				
<input type="checkbox"/>	Related to a Non-Recurring request – If so, Priority # _____																				
STATEWIDE ENTERPRISE STRATEGIC OBJECTIVES	<p>Mark “X” for primary applicable Statewide Enterprise Strategic Objective:</p> <table border="1" style="width: 100%; border-collapse: collapse;"> <tr><td style="width: 20px;"><input type="checkbox"/></td><td>Education, Training, and Human Development</td></tr> <tr><td><input type="checkbox"/></td><td>Healthy and Safe Families</td></tr> <tr><td><input type="checkbox"/></td><td>Maintaining Safety, Integrity, and Security</td></tr> <tr><td><input checked="" type="checkbox"/></td><td>Public Infrastructure and Economic Development</td></tr> <tr><td><input type="checkbox"/></td><td>Government and Citizens</td></tr> </table>	<input type="checkbox"/>	Education, Training, and Human Development	<input type="checkbox"/>	Healthy and Safe Families	<input type="checkbox"/>	Maintaining Safety, Integrity, and Security	<input checked="" type="checkbox"/>	Public Infrastructure and Economic Development	<input type="checkbox"/>	Government and Citizens										
<input type="checkbox"/>	Education, Training, and Human Development																				
<input type="checkbox"/>	Healthy and Safe Families																				
<input type="checkbox"/>	Maintaining Safety, Integrity, and Security																				
<input checked="" type="checkbox"/>	Public Infrastructure and Economic Development																				
<input type="checkbox"/>	Government and Citizens																				
ACCOUNTABILITY OF FUNDS	2.1.1, 4.2.2																				

What specific strategy, as outlined in the FY 2019-20 Strategic Planning and Performance Measurement template of agency's accountability report, does this funding request support? How would this request advance that strategy? How would the use of these funds be evaluated?

RECIPIENTS OF FUNDS

Operational costs within the Maintenance Division, as well as, contractors as needed.

What individuals or entities would receive these funds (contractors, vendors, grantees, individual beneficiaries, etc.)? How would these funds be allocated – using an existing formula, through a competitive process, based upon predetermined eligibility criteria?

JUSTIFICATION OF REQUEST

Funding requested to support the initiative of litter removal from South Carolina roadways.

Please thoroughly explain the request to include the justification for funds, potential offsets, matching funds, and method of calculation. Please include any explanation of impact if funds are not received. If new positions have been requested, explain why existing vacancies are not sufficient.

FORM B2 – NON-RECURRING OPERATING REQUEST

AGENCY PRIORITY	10 –Revised for priority numbering. 10/17/19
------------------------	---

Provide the Agency Priority Ranking from the Executive Summary.

TITLE	Sumter PD/ SLED – Assist law enforcement for public purpose.
--------------	---

Provide a brief, descriptive title for this request.

AMOUNT	\$144,777
---------------	------------------

What is the net change in requested appropriations for FY 2020-21? This amount should correspond to the total for all funding sources on the Executive Summary.

FACTORS ASSOCIATED WITH THE REQUEST	<p>Mark “X” for all that apply:</p> <table style="width: 100%; border-collapse: collapse;"> <tr><td><input type="checkbox"/></td><td>Change in cost of providing current services to existing program audience</td></tr> <tr><td><input type="checkbox"/></td><td>Change in case load/enrollment under existing program guidelines</td></tr> <tr><td><input type="checkbox"/></td><td>Non-mandated change in eligibility/enrollment for existing program</td></tr> <tr><td><input type="checkbox"/></td><td>Non-mandated program change in service levels or areas</td></tr> <tr><td><input type="checkbox"/></td><td>Proposed establishment of a new program or initiative</td></tr> <tr><td><input type="checkbox"/></td><td>Loss of federal or other external financial support for existing program</td></tr> <tr><td><input type="checkbox"/></td><td>Exhaustion of fund balances previously used to support program</td></tr> <tr><td><input type="checkbox"/></td><td>IT Technology/Security related</td></tr> <tr><td><input type="checkbox"/></td><td>Consulted DTO during development</td></tr> <tr><td><input checked="" type="checkbox"/></td><td>Request for Non-Recurring Appropriations</td></tr> <tr><td><input type="checkbox"/></td><td>Request for Federal/Other Authorization to spend existing funding</td></tr> <tr><td><input type="checkbox"/></td><td>Related to a Recurring request – If so, Priority # _____</td></tr> </table>	<input type="checkbox"/>	Change in cost of providing current services to existing program audience	<input type="checkbox"/>	Change in case load/enrollment under existing program guidelines	<input type="checkbox"/>	Non-mandated change in eligibility/enrollment for existing program	<input type="checkbox"/>	Non-mandated program change in service levels or areas	<input type="checkbox"/>	Proposed establishment of a new program or initiative	<input type="checkbox"/>	Loss of federal or other external financial support for existing program	<input type="checkbox"/>	Exhaustion of fund balances previously used to support program	<input type="checkbox"/>	IT Technology/Security related	<input type="checkbox"/>	Consulted DTO during development	<input checked="" type="checkbox"/>	Request for Non-Recurring Appropriations	<input type="checkbox"/>	Request for Federal/Other Authorization to spend existing funding	<input type="checkbox"/>	Related to a Recurring request – If so, Priority # _____
<input type="checkbox"/>	Change in cost of providing current services to existing program audience																								
<input type="checkbox"/>	Change in case load/enrollment under existing program guidelines																								
<input type="checkbox"/>	Non-mandated change in eligibility/enrollment for existing program																								
<input type="checkbox"/>	Non-mandated program change in service levels or areas																								
<input type="checkbox"/>	Proposed establishment of a new program or initiative																								
<input type="checkbox"/>	Loss of federal or other external financial support for existing program																								
<input type="checkbox"/>	Exhaustion of fund balances previously used to support program																								
<input type="checkbox"/>	IT Technology/Security related																								
<input type="checkbox"/>	Consulted DTO during development																								
<input checked="" type="checkbox"/>	Request for Non-Recurring Appropriations																								
<input type="checkbox"/>	Request for Federal/Other Authorization to spend existing funding																								
<input type="checkbox"/>	Related to a Recurring request – If so, Priority # _____																								

STATEWIDE ENTERPRISE STRATEGIC OBJECTIVES	<p>Mark “X” for primary applicable Statewide Enterprise Strategic Objective:</p> <table style="width: 100%; border-collapse: collapse;"> <tr><td><input type="checkbox"/></td><td>Education, Training, and Human Development</td></tr> <tr><td><input type="checkbox"/></td><td>Healthy and Safe Families</td></tr> <tr><td><input type="checkbox"/></td><td>Maintaining Safety, Integrity, and Security</td></tr> <tr><td><input type="checkbox"/></td><td>Public Infrastructure and Economic Development</td></tr> <tr><td><input checked="" type="checkbox"/></td><td>Government and Citizens</td></tr> </table>	<input type="checkbox"/>	Education, Training, and Human Development	<input type="checkbox"/>	Healthy and Safe Families	<input type="checkbox"/>	Maintaining Safety, Integrity, and Security	<input type="checkbox"/>	Public Infrastructure and Economic Development	<input checked="" type="checkbox"/>	Government and Citizens
<input type="checkbox"/>	Education, Training, and Human Development										
<input type="checkbox"/>	Healthy and Safe Families										
<input type="checkbox"/>	Maintaining Safety, Integrity, and Security										
<input type="checkbox"/>	Public Infrastructure and Economic Development										
<input checked="" type="checkbox"/>	Government and Citizens										

ACCOUNTABILITY OF FUNDS	4.2.2
--------------------------------	-------

What specific strategy, as outlined in the FY 2019-20 Strategic Planning and Performance Measurement template of agency’s accountability report, does this funding request support? How would this request advance that strategy? How would the use of these funds be evaluated?

RECIPIENTS OF FUNDS

SCDOT seeks reimbursement of funds used to assist the Sumter PD/ SLED in a law enforcement project for a public purpose.

What individuals or entities would receive these funds (contractors, vendors, grantees, individual beneficiaries, etc.)? How would these funds be allocated – using an existing formula, through a competitive process, based upon predetermined eligibility criteria?

JUSTIFICATION OF REQUEST

SCDOT will expend approximately \$350,000 in assisting the Sumter Police Department and SLED with a law enforcement project involving a landfill operation.

Updated December 3, 2019: Project complete and amount expended is \$144,777.

Please thoroughly explain the request to include the justification for funds, potential offsets, matching funds, and method of calculation. Please include any explanation of impact if funds are not received. Does this non-recurring appropriation request create an annualization or need for recurring funds?

FORM C – CAPITAL REQUEST

AGENCY PRIORITY	9 <i>Provide the Agency Priority Ranking from the Executive Summary.</i>
TITLE	SC Rest Areas Improvements <i>Provide a brief, descriptive title for this request.</i>
AMOUNT	\$12,000,000 <i>How much is requested for this project in FY 2019-20? This amount should correspond to the total for all funding sources on the Executive Summary.</i>
CPIP PRIORITY	<p>These rest area projects identified below have not been addressed in the agency CPIP. We have previously requested the projects be included in the capital bond bill for the replacement of these rest areas.</p> <p><i>Identify the project's CPIP plan year and priority number, along with the first year in which the project was included in the agency's CPIP. If not included in the agency's CPIP, please provide an explanation. If the project involves a request for appropriated state funding, briefly describe the agency's contingency plan in the event that state funding is not made available in the amount requested.</i></p>
OTHER APPROVALS	<p>No project approvals have been obtained.</p> <p><i>What approvals have already been obtained? Are there additional approvals that must be secured in order for the project to succeed? (Institutional board, JBRC, SFAA, etc.)</i></p>
LONG-TERM PLANNING AND SUSTAINABILITY	<p>Currently, there are no other funds to be invested for these facilities. Although the new facilities will be designed utilizing energy efficient lighting and HVAC units, utility costs are expected to increase since the current rest areas listed below do not currently have HVAC. The anticipated increased energy costs for the facilities will be approximately \$3500 annually and the cost will be absorbed by the agency in the operating budget.</p> <p>The expected useful life of these facilities will be 30+ years.</p> <p><i>What other funds have already been invested in this project (source/type, amount, timeframe)? Will other capital and/or operating funds for this project be requested in the future? If so, how much, and in which fiscal years? Has a source for those funds been identified/secured? What is the agency's expectation with regard to additional annual costs or savings associated with this capital improvement? What source of funds will be impacted by those costs or savings? What is the expected useful life of the capital improvement?</i></p>

SUMMARY

Renovation and refurbishment of rest areas to include construction on the existing building, vending, picnic shelters, and storage to include minor paving, sidewalks, curbs, and additional truck parking.

High priority rest areas would be the Sumter County (I-95) SBL, and the Orangeburg County (I-95) NBL.

Provide a summary of the project and explain why it is necessary. Please refer to the budget guidelines for appropriate questions and thoroughly answer all related items.

SUMMARY

The 3% general fund reduction will result in a lower level of funding provided to statewide transit entities that currently provide mass transit opportunities.

Please provide a detailed summary of service delivery impact caused by a reduction in General Fund Appropriations and provide the method of calculation for anticipated reductions. Agencies should prioritize reduction in expenditures that have the least significant impact on service delivery.

AGENCY COST SAVINGS PLANS

N/A

What measures does the agency plan to implement to reduce its costs and operating expenses by more than \$50,000? Provide a summary of the measures taken and the estimated amount of savings. How does the agency plan to repurpose the savings?

FORM F – REDUCING COST AND BURDEN TO BUSINESSES AND CITIZENS

TITLE	Resurfacing Program and Load Restricted Bridge Replacement Program <i>Provide a brief, descriptive title for this request.</i>
EXPECTED SAVINGS TO BUSINESSES AND CITIZENS	Resurfacing Program FY 2021 savings: \$21,071. Load Restricted Bridge Replacement Program: \$3,868,570 Total Savings: \$3,889,641 <i>What is the expected savings to South Carolina’s businesses and citizens that is generated by this proposal? The savings could be related to time or money.</i>
FACTORS ASSOCIATED WITH THE REQUEST	Mark “X” for all that apply: <input type="checkbox"/> Repeal or revision of regulations. <input type="checkbox"/> Reduction of agency fees or fines to businesses or citizens. <input type="checkbox"/> Greater efficiency in agency services or reduction in compliance burden. <input checked="" type="checkbox"/> Other
METHOD OF CALCULATION	Resurface Program: Averaged 5 years of damage claims paid by the agency (FYs 15, 16, 17,18,19) and estimated a 3% savings: \$21,071. Load Restricted Bridge Program: Estimated the cost to the motoring public of driving around the load restricted bridges using detours. Costs include motor fuel, operating costs of trucks, and mileage driven. Estimated savings: \$3,868,570. The budget program impacted is II B Permanent Improvements Bridges, and the Highway Operating Fund 44909000. <i>Describe the method of calculation for determining the expected cost or time savings to businesses or citizens.</i>
REDUCTION OF FEES OR FINES	N/A <i>Which fees or fines does the agency intend to reduce? What was the fine or fee revenue for the previous fiscal year? What was the associated program expenditure for the previous fiscal year? What is the enabling authority for the issuance of the fee or fine?</i>
REDUCTION OF REGULATION	N/A <i>Which regulations does the agency intend to amend or delete? What is the enabling authority for the regulation?</i>

SUMMARY

The resurface program will result in better roads, and fewer motorists repair claims paid by the agency. Estimated reduction in claims: 3%, which is \$21,071.

The load restricted bridge replacement program will result in repair or replacement of restricted bridges, and a savings to the motoring public not having to use detours around the bridges. Estimated savings: \$ 3,868,570.

Provide an explanation of the proposal and its positive results on businesses or citizens. How will the request affect agency operations?

Intentionally Left Blank

Transportation and Regulatory Subcommittee Proviso Request Summary			
Proviso # in FY 20-21 Act	Proviso Title	Short Summary	Agency Recommended Action (keep, change, delete, add)
Section 84	SCDOT		
84.1	Expenditure Authority Limitation	Allows SCDOT to carryforward and expend cash balances, within specified limitations.	Keep
84.2	Special Fund Authorization	Establish additional funds for proper accounting standards.	Keep
84.3	Secure Bonds & Insurance	Allows SCDOT to secure bonds, within specified limitations.	Keep
84.4	Benefits	Provides for same compensation increases as other state employees.	Keep
84.5	Document Fees	Allows SCDOT to establish a schedule for fees for copies, lists etc.	Keep
84.6	Meals in Emergency Operations	Allows SCDOT to provide meals to employees working in situations under a declared state of emergency.	Keep
84.7	Rest Area Water Rates	Provides access to in-district water rates for SCDOT rest areas.	Keep
84.8	Shop Rd. Farmers Mkt Bypass Carry Fwd	Allows SCDOT to utilize unexpended Shop Road Farmers Market Bypass funds on the expansion of Leesburg road.	Keep
84.9	DOT Project Priority List	Requires SCDOT to publish a project priority list, per Act 114, in a manner easily accessible to the public.	Keep
84.10	General Fund Balance Carry Forward	Allows SCDOT to carry forward unexpended general funds.	Keep
84.11	Reimbursement for Vehicle Damage	Requires SCDOT to place damage claim form in prominent location on website.	Keep
84.12	Preventative Maintenance Credit	Allows SCDOT to utilize Section 12-28-310(D) motor fuel fee revenue to satisfy the maintained credit in Section 12-6-3780(B)(2).	Keep
84.13	Emergency Meetings	Allows SCDOT to convene meetings in cases of emergency as determined by the Secretary of Transportation.	Keep
84.14	CTC Donor Bonus	Allows SCDOT to meet the requirements of the CTC Donor Bonus under Act 40 with the motor fuel user fee Section 12-28-310(D).	Keep
84.15	Compensatory Payment	During state of emergency events, SCDOT employees may earn compensatory time.	Add
84.16	Non-Federal Aid Highway Fund	Act 176 funds may be used for repair and maintenance of the existing highway system, consistent with the language of Act 40.	Add

Section 117	GENERAL PROVISOS		
117.104	Welcome Centers	MOU between SCDOT and SCPRT to transfer \$3,563,560 for maintenance of rest areas.	Keep
117.106	Charleston & Dorchester County Sound Barriers	SCDOT must allow sound barriers in respective counties.	Delete
Section 86	CTC		
86.1	CTC : Increased Funding	Increased funding to the County Transportation Committees shall come from proceeds of Sec. 12-28-310(D).	Keep

Intentionally Left Blank

**South Carolina Department of Transportation
 Carry Forward Funding from State Fiscal Year 2019 to 2020
 Prepared November 22, 2019**

SCEIS Funded Program	Funded Program Title	Original Appropriated Amount	Amount Carried to 2020	Enabling Legislation
9806.150000X000	Sandy Island Boat Ramp	150,000.00	74,762.03	Proviso 118.17 FY 2014
9807.130000X000	Lexington County Maintenance Complex	100,000.00	100,000.00	Proviso 118.17 FY 2014
9814.220000X000	2015 Flood-Road Repair	37,300,000.00	1,679,850.40	Proviso 118.16 FY 2017 - Proviso 84.12
Total Carry Forward Funding to State Fiscal Year 2020			<u>1,854,612.43</u>	

Intentionally Left Blank

South Carolina Department of Transportation
 Full Time Equivalent (FTE) Information as of November 25, 2019

Organizational Unit	Authorized FTEs	Filled FTEs
General Administration	310	258
Engineering Administration/ Project Management	1,512	1,301
Highway Maintenance	3,325	2,597
Toll Operations	2	1
Intermodal/ Mass Transit	35	90
Total	5,184	4,247

Intentionally Left Blank

New Gas Tax Trust Fund Monthly Account Statement through October 31, 2019

	State Fiscal Year 2020 Year-To-Date	Cumulative Since July 1, 2017
Deposits (Revenues):		
Motor Fuel (@ 6 cents per gallon)	\$ 64,044,957.41	\$ 275,428,108.42
Infrastructure Maintenance Fee*	68,253,085.96	552,492,722.52
Registration Fees	9,045,844.91	64,497,681.47
Sales and Use Tax - Max Tax	1,433,452.22	8,502,922.48
Road Use Fee	1,792,544.39	5,687,945.59
Investment Earnings	3,214,783.78	10,408,425.77
Total Deposits (Revenues) Received to Date	\$ 147,784,668.67	\$ 917,017,806.25

Use of the Funds (Project Commitment List)	In Development	Advanced to Construction	Total
Paving	\$ 53,782,142.97	\$ 708,427,415.87	\$ 762,209,558.84
Rural Road Safety	26,691,635.75	90,516,255.63	117,207,891.38
Interstate Widening	-	247,207,480.55	247,207,480.55
Additional Bridge Projects	10,559,886.00	931,767.03	11,491,653.03
Project Commitments Made to Date	\$ 91,033,664.72	\$ 1,047,082,919.08	\$ 1,138,116,583.80

Payments

Vendor Payments for Completed Work	\$ (164,697,510.37)	\$ (408,586,075.46)
County Transportation Program (CTC) Transfers	(17,640,424.71)	(52,283,901.68)
Income Tax Credit Transfers to Department of Revenue	-	(12,751,398.92)
Payments Made to Date	\$ (182,337,935.08)	\$ (473,621,376.06)

Trust Fund Cash Balance

Total Revenues Received Since July 1, 2017	\$ 917,017,806.25
Total Payments Made Since July 1, 2017	(473,621,376.06)
Cash Balance to Fund Project Commitments Made	\$ 443,396,430.19

* Includes approximately \$150M annually in funds that were previously deposited into SCDOT's main operating account.

Intentionally Left Blank

New Gas Tax Trust Fund

County Summary Report as of October 31, 2019

County	Preliminary Engineering	Advanced to Construction	Total	Mileage
Abbeville	\$546,822	\$8,628,758	\$9,175,579	41.310
Pavements	\$546,822	\$8,628,758	\$9,175,579	41.310
Aiken	\$2,513,724	\$26,867,688	\$29,381,412	171.485
Pavements	\$0	\$21,292,323	\$21,292,323	131.162
Rural Road Safety	\$603,724	\$5,575,365	\$6,179,089	40.193
Bridges	\$1,910,000	\$0	\$1,910,000	0.130
Allendale	\$1,826,338	\$4,811,706	\$6,638,044	43.970
Pavements	\$1,826,338	\$4,811,706	\$6,638,044	43.970
Anderson	\$1,080,231	\$32,882,505	\$33,962,737	119.387
Pavements	\$0	\$32,882,505	\$32,882,505	100.997
Rural Road Safety	\$610,231	\$0	\$610,231	18.390
Bridges	\$470,000	\$0	\$470,000	0.000
Bamberg	\$0	\$5,897,174	\$5,897,174	65.240
Pavements	\$0	\$5,897,174	\$5,897,174	65.240
Barnwell	\$0	\$7,035,941	\$7,035,941	45.759
Pavements	\$0	\$7,035,941	\$7,035,941	45.759
Beaufort	\$2,757,106	\$9,036,470	\$11,793,576	37.686
Pavements	\$2,757,106	\$9,036,470	\$11,793,576	37.686
Berkeley	\$1,900,945	\$15,539,353	\$17,440,298	95.000
Pavements	\$55,097	\$15,539,353	\$15,594,450	64.870
Rural Road Safety	\$1,845,848	\$0	\$1,845,848	30.130
Calhoun	\$0	\$5,012,971	\$5,012,971	52.160
Pavements	\$0	\$5,012,971	\$5,012,971	51.160
Rural Road Safety	\$0	\$0	\$0	1.000
Charleston	\$4,713,103	\$34,209,646	\$38,922,749	142.803
Pavements	\$4,713,103	\$20,047,746	\$24,760,850	117.527
Rural Road Safety	\$0	\$13,230,132	\$13,230,132	25.260
Bridges	\$0	\$931,767	\$931,767	0.016
Cherokee	\$655,321	\$112,779,102	\$113,434,423	49.676
Pavements	\$0	\$10,558,028	\$10,558,028	28.540
Rural Road Safety	\$655,321	\$0	\$655,321	6.916
Interstate Upgrade	\$0	\$102,221,075	\$102,221,075	14.220
Chester	\$1,382,136	\$12,984,192	\$14,366,329	52.967
Pavements	\$106,957	\$12,930,196	\$13,037,154	32.690
Rural Road Safety	\$1,275,179	\$53,996	\$1,329,175	20.277
Chesterfield	\$197,126	\$22,733,551	\$22,930,677	58.407
Pavements	\$147,126	\$22,733,551	\$22,880,677	54.607
Rural Road Safety	\$50,000	\$0	\$50,000	3.800
Clarendon	\$265,709	\$7,738,475	\$8,004,184	64.680
Pavements	\$265,709	\$7,738,475	\$8,004,184	63.180
Rural Road Safety	\$0	\$0	\$0	1.500
Colleton	\$4,023,098	\$10,730,319	\$14,753,417	95.847
Pavements	\$272,327	\$10,730,319	\$11,002,646	43.540
Rural Road Safety	\$2,335,885	\$0	\$2,335,885	52.227
Bridges	\$1,414,886	\$0	\$1,414,886	0.080
Darlington	\$0	\$13,901,864	\$13,901,864	65.280
Pavements	\$0	\$13,901,864	\$13,901,864	65.280
Dillon	\$3,022,557	\$6,108,214	\$9,130,772	45.549
Pavements	\$2,522,557	\$6,108,214	\$8,630,772	27.539
Rural Road Safety	\$500,000	\$0	\$500,000	18.010
Dorchester	\$1,690,990	\$11,582,582	\$13,273,572	71.737
Pavements	\$0	\$11,582,582	\$11,582,582	34.650
Rural Road Safety	\$1,690,990	\$0	\$1,690,990	37.087
Edgefield	\$294,243	\$13,212,003	\$13,506,245	87.055
Pavements	\$254,786	\$11,603,997	\$11,858,783	62.670
Rural Road Safety	\$39,457	\$1,608,006	\$1,647,463	24.385
Fairfield	\$500,000	\$10,977,967	\$11,477,967	42.820
Pavements	\$0	\$10,977,967	\$10,977,967	24.740

New Gas Tax Trust Fund

County Summary Report as of October 31, 2019

County	Preliminary Engineering	Advanced to Construction	Total	Mileage
Rural Road Safety	\$500,000	\$0	\$500,000	18.080
Florence	\$0	\$21,057,304	\$21,057,304	109.187
Pavements	\$0	\$21,057,304	\$21,057,304	104.197
Rural Road Safety	\$0	\$0	\$0	4.990
Georgetown	\$291,815	\$27,915,124	\$28,206,939	119.498
Pavements	\$0	\$25,118,416	\$25,118,416	48.761
Rural Road Safety	\$291,815	\$2,796,708	\$3,088,523	70.737
Greenville	\$1,502,982	\$37,778,393	\$39,281,374	116.188
Pavements	\$0	\$33,069,419	\$33,069,419	87.810
Rural Road Safety	\$1,502,982	\$4,708,974	\$6,211,956	28.378
Greenwood	\$6,271,664	\$15,241,770	\$21,513,434	123.808
Pavements	\$4,772,098	\$12,085,363	\$16,857,461	102.028
Rural Road Safety	\$959,567	\$3,156,407	\$4,115,973	21.780
Bridges	\$540,000	\$0	\$540,000	0.000
Hampton	\$2,779,428	\$7,640,292	\$10,419,721	69.088
Pavements	\$2,578,428	\$5,925,196	\$8,503,625	46.568
Rural Road Safety	\$201,000	\$1,715,096	\$1,916,096	22.520
Horry	\$1,004,948	\$63,227,108	\$64,232,055	147.776
Pavements	\$0	\$54,711,194	\$54,711,194	94.279
Rural Road Safety	\$1,004,948	\$8,515,914	\$9,520,861	53.497
Jasper	\$8,128,863	\$22,916,297	\$31,045,160	106.940
Pavements	\$3,567,863	\$14,816,939	\$18,384,802	50.700
Rural Road Safety	\$2,086,000	\$8,099,358	\$10,185,358	53.990
Bridges	\$2,475,000	\$0	\$2,475,000	2.250
Kershaw	\$5,382,539	\$9,494,872	\$14,877,411	70.360
Pavements	\$4,112,207	\$9,494,872	\$13,607,078	59.370
Rural Road Safety	\$1,270,333	\$0	\$1,270,333	10.990
Lancaster	\$1,118,845	\$25,982,685	\$27,101,530	100.578
Pavements	\$191,345	\$19,372,991	\$19,564,337	52.497
Rural Road Safety	\$87,500	\$6,609,693	\$6,697,193	48.077
Bridges	\$840,000	\$0	\$840,000	0.004
Laurens	\$1,384,999	\$14,385,393	\$15,770,392	109.420
Pavements	\$471,647	\$11,903,913	\$12,375,560	74.550
Rural Road Safety	\$913,352	\$2,481,480	\$3,394,832	34.870
Lee	\$2,573,964	\$4,849,144	\$7,423,108	26.370
Pavements	\$2,573,964	\$4,849,144	\$7,423,108	26.370
Lexington	\$869,564	\$72,534,346	\$73,403,909	177.570
Pavements	\$869,564	\$25,200,144	\$26,069,707	128.070
Rural Road Safety	\$0	\$12,959,871	\$12,959,871	38.400
Interstate Upgrade	\$0	\$34,374,331	\$34,374,331	11.100
Marion	\$3,087,202	\$7,602,547	\$10,689,750	26.739
Pavements	\$3,087,202	\$7,602,547	\$10,689,750	26.739
Marlboro	\$0	\$10,594,481	\$10,594,481	35.170
Pavements	\$0	\$10,594,481	\$10,594,481	35.170
Mccormick	\$352,306	\$3,151,524	\$3,503,830	29.000
Pavements	\$352,306	\$3,151,524	\$3,503,830	29.000
Newberry	\$75,000	\$11,124,942	\$11,199,942	66.660
Pavements	\$0	\$11,124,942	\$11,124,942	48.380
Rural Road Safety	\$75,000	\$0	\$75,000	18.280
Oconee	\$1,171,963	\$18,532,070	\$19,704,033	116.675
Pavements	\$0	\$18,225,126	\$18,225,126	62.880
Rural Road Safety	\$1,171,963	\$306,944	\$1,478,907	53.795

New Gas Tax Trust Fund

County Summary Report as of October 31, 2019

County	Preliminary Engineering	Advanced to Construction	Total	Mileage
Orangeburg	\$7,171,338	\$34,797,384	\$41,968,723	168.909
Pavements	\$7,171,338	\$20,755,733	\$27,927,071	114.869
Rural Road Safety	\$0	\$14,041,652	\$14,041,652	54.040
Pickens	\$4,617,869	\$19,038,426	\$23,656,295	73.886
Pavements	\$4,527,847	\$19,038,426	\$23,566,272	63.230
Rural Road Safety	\$90,023	\$0	\$90,023	10.656
Richland	\$1,782,943	\$28,910,975	\$30,693,918	127.958
Pavements	\$373,929	\$28,910,975	\$29,284,904	101.738
Rural Road Safety	\$1,409,014	\$0	\$1,409,014	26.220
Saluda	\$0	\$13,004,425	\$13,004,425	38.470
Pavements	\$0	\$9,898,397	\$9,898,397	27.150
Rural Road Safety	\$0	\$3,106,028	\$3,106,028	11.320
Spartanburg	\$242,375	\$139,668,174	\$139,910,549	139.840
Pavements	\$0	\$29,056,099	\$29,056,099	104.530
Rural Road Safety	\$242,375	\$0	\$242,375	28.230
Interstate Upgrade	\$0	\$110,612,075	\$110,612,075	7.080
Sumter	\$4,684,482	\$10,854,624	\$15,539,106	77.962
Pavements	\$451,611	\$10,103,814	\$10,555,425	43.800
Rural Road Safety	\$1,322,871	\$750,810	\$2,073,681	33.732
Bridges	\$2,910,000	\$0	\$2,910,000	0.430
Union	\$73,572	\$7,907,230	\$7,980,802	25.850
Pavements	\$73,572	\$7,907,230	\$7,980,802	25.850
Williamsburg	\$256,260	\$17,442,046	\$17,698,306	80.430
Pavements	\$0	\$16,642,226	\$16,642,226	55.520
Rural Road Safety	\$256,260	\$799,821	\$1,056,081	24.910
York	\$0	\$22,308,270	\$22,308,270	58.349
Pavements	\$0	\$22,308,270	\$22,308,270	55.309
Rural Road Safety	\$0	\$0	\$0	3.040
Multi-County	\$8,839,293	\$6,452,594	\$15,291,887	0.000
Pavements	\$5,139,293	\$6,452,594	\$11,591,887	0.000
Rural Road Safety	\$3,700,000	\$0	\$3,700,000	0.000
Grand Total	\$91,033,665	\$1,047,082,919	\$1,138,116,584	3,791.499

New Gas Tax Trust Fund

Project List Report as of October 31, 2019
Road Committed Values are Grouped by Project

Road Number	Road Number	Road Name	Mileage	Preliminary Engineering	Advanced to Construction	% of Construction Completed
Abbeville			41.310	\$546,822	\$8,628,758	
Pavements			41.310	\$546,822	\$8,628,758	
			0.910		\$569,761	
	SC 185	185 S	0.910		\$569,761	
			2.270	\$0	\$1,358,047	61%
	SC 185	185 S	1.400		\$1,358,047	
	SC 20 CON	Hill Rd	0.870		\$0	
			0.400	\$0	\$322,404	61%
	S- 120	Secession Ave	0.400		\$322,404	
			1.570	\$0	\$659,429	54%
	S- 271	Carwellyn Rd	0.655		\$659,429	
	S- 271		0.915		\$0	
			0.570	\$0	\$279,683	54%
	SC 72	W 72 Blvd W	0.140		\$0	
	SC 72	W 72 W	0.430		\$279,683	
			0.420	\$0	\$152,241	54%
	SC 28 CO2	28 St N	0.019		\$0	
	SC 28 CO2	Main St N	0.401		\$152,241	
			5.000	\$0	\$947,500	100%
	SC 72	72 E	3.280		\$0	
	SC 72	72 W	0.650		\$947,500	
	SC 72	Hwy 72 E	0.330		\$0	
	SC 72	Hwy 72 W	0.740		\$0	
			6.250	\$0	\$21,537	100%
	SC 185	185 N	2.580		\$21,537	
	SC 20		0.100		\$0	
	SC 20	Hwy 20	1.410		\$0	
	SC 28	28 S	1.790		\$0	
	SC 28	Hwy 28 S	0.370		\$0	
			0.980	\$0	\$149,818	100%
	S- 114	Ellis Rd	0.980		\$149,818	
			4.670	\$0	\$24,331	100%
	S- 905	Hillcrest Dr	0.200		\$0	
	S- 126	Branch St	0.940		\$24,331	
	S- 215	Sunset Dr	0.610		\$0	
	S- 215	Miller St	0.040		\$0	
	S- 215	Elizabeth St	0.200		\$0	
	S- 370	Rosemont Ter	0.200		\$0	
	S- 371	Millwood Rd	0.500		\$0	
	S- 382	Shannon Ln	0.080		\$0	
	S- 383	Brookview Dr	0.050		\$0	
	S- 392	Adams Dr	0.240		\$0	
	S- 393	Virginia Dr	0.190		\$0	
	S- 418	Adams Dr	0.290		\$0	
	S- 433	Wilewood Rd	0.630		\$0	
	S- 903	Miller St	0.500		\$0	
			2.600	\$0	\$165,726	0%
	S- 51	Stevenson Rd	2.600		\$165,726	
			0.160	\$0	\$145,801	14%
	S- 131	Chestnut St	0.160		\$145,801	
			2.030	\$0	\$457,714	100%
	SC 72	72 W	2.030		\$457,714	
			3.150	\$0	\$526,920	47%
	SC 20	Hwy 20	3.050		\$0	
	SC 20	Greenville St	0.100		\$526,920	
			0.960	\$0	\$536,868	0%
	S- 24	Keowee Rd	0.960		\$536,868	
			2.950	\$0	\$396,259	0%
	S- 70	Horseshoe Rd	2.950		\$396,259	
			3.120	\$0	\$1,914,719	0%
	SC 28	Hwy 28 N	0.390		\$0	
	SC 28	28 N	2.730		\$1,914,719	
			3.300	\$546,822	\$0	
	SC 72	72 W	3.300	\$546,822	\$0	

New Gas Tax Trust Fund

Project List Report as of October 31, 2019
Road Committed Values are Grouped by Project

Road Number	Road Number	Road Name	Mileage	Preliminary Engineering	Advanced to Construction	% of Construction Completed
Aiken			171.485	\$2,513,724	\$26,867,688	33%
Pavements			131.162	\$0	\$21,292,323	33%
			13.390	\$0	\$3,798,777	100%
	SC 19	Edgefield Hwy	4.050		\$3,798,777	
	US 1	Jefferson Davis Hwy	7.220		\$0	
	US 1	Richland Ave W	2.120		\$0	
			9.612	\$0	\$1,978,845	100%
	S- 120	W Buena Vista Ave	0.515		\$1,978,845	
	S- 1230	Coral Way	0.129		\$0	
	S- 1506	Lorraine Dr	0.300		\$0	
	S- 177	Barnwell Ave Ne	1.344		\$0	
	S- 177	Barnwell Ave Nw	1.518		\$0	
	S- 182	Laurens St Sw	0.246		\$0	
	S- 197	Old Edgefield Rd	1.170		\$0	
	S- 3	Park Ave Se	1.880		\$0	
	S- 406	Belair Rd	0.620		\$0	
	S- 511	Hampton Ave Ne	0.260		\$0	
	S- 567	Valley Rd	0.060		\$0	
	S- 79	Banks Mill Rd Se	1.570		\$0	
			3.109	\$0	\$602,177	100%
	S- 281	West Ave	0.769		\$602,177	
	S- 29	Wire Rd	2.180		\$0	
	S- 36	Sweetwater Rd	0.160		\$0	
			1.420	\$0	\$549,196	100%
	US 78	Charleston Hwy	0.400		\$0	
	US 78	Richland Ave E	0.020		\$0	
	US 78	Wagener Rd	0.230		\$0	
	US 25 BUS	Georgia Ave	0.770		\$549,196	
			0.760	\$0	\$387,462	100%
	SC 230	W Martintown Rd	0.760		\$387,462	
			6.379	\$0	\$1,668,913	2%
	S- 1303	Croft Mill Rd	2.360		\$0	
	S- 49	Wire Rd	3.160		\$0	
	R- 8026		0.190		\$1,668,913	
	R- 8024		0.265		\$0	
	R- 8025		0.204		\$0	
	R- 8023		0.200		\$0	
			11.872	\$0	\$562,634	2%
	S- 52	Pine St Ne	0.160		\$0	
	S- 133	Cedar St Se	0.060		\$0	
	S- 133	Cedar St Sw	0.070		\$0	
	S- 132	Magnolia St Ne	0.160		\$0	
	S- 132	Magnolia St Nw	0.220		\$0	
	S- 221	Linden St Sw	0.130		\$0	
	S- 221	Linden St Nw	0.090		\$0	
	S- 14	Ernest Johnson Rd	3.937		\$0	
	S- 14	Center St W	0.053		\$0	
	S- 1248	Briggs St	0.110		\$562,634	
	S- 1251	Aldrich St Ne	0.110		\$0	
	S- 1251	Aldrich St Se	0.120		\$0	
	S- 1268	Highland Forest Dr	0.420		\$0	
	S- 1268	Lakeside Dr Sw	1.280		\$0	
	S- 135	Porter St Nw	0.220		\$0	
	S- 138	Pine St	0.120		\$0	
	S- 138	South Busbee Dr	0.400		\$0	
	S- 1428	Osbon Dr	0.750		\$0	
	S- 169	Colleton Ave Sw	0.146		\$0	
	S- 1703	Crosland Dr Ne	0.146		\$0	
	S- 1988	Thornridge Rd	0.440		\$0	
	S- 236	Henderson St Nw	0.120		\$0	
	S- 464	Jordan St Nw	0.130		\$0	
	S- 732	Depot Ave Se	0.230		\$0	
	S- 732	Depot Ave Ne	0.733		\$0	
	S- 732	Cooper Pond Rd	1.177		\$0	
	S- 88	Duncan St Ne	0.110		\$0	
	S- 88	Duncan St Se	0.230		\$0	
			8.070	\$0	\$2,279,280	2%
	US 278	Williston Rd	5.970		\$0	
	SC 125	Atomic Rd	2.100		\$2,279,280	

New Gas Tax Trust Fund

Project List Report as of October 31, 2019
Road Committed Values are Grouped by Project

Road Number	Road Number	Road Name	Mileage	Preliminary Engineering	Advanced to Construction	% of Construction Completed
			13.700	\$0	\$4,339,569	2%
	SC 19	S Main St	1.850		\$4,339,569	
	SC 19	N Main St	1.130		\$0	
	SC 19	Whiskey Rd	2.500		\$0	
	US 78	Charleston Hwy	6.988		\$0	
	US 78	Middleton Dr N	1.232		\$0	
			2.680	\$0	\$358,053	100%
	S- 2183	Bergen Rd	1.000		\$358,053	
	S- 380	Teague St Nw	0.620		\$0	
	S- 716	Wells Rd	0.280		\$0	
	S- 734	Urquhart Dr	0.780		\$0	
			1.520	\$0	\$508,579	100%
	SC 113	Main St S	0.860		\$0	
	SC 113	South Dixie Rd	0.020		\$508,579	
	SC 421	Augusta Rd	0.640		\$0	
			1.070	\$0	\$464,358	100%
	SC 19	S Main St	0.409		\$0	
	SC 19		0.091		\$0	
	US 1	Richland Ave W	0.390		\$0	
	SC 118	Rudy Mason Pkwy	0.180		\$464,358	
			5.290	\$0	\$0	0%
	US 278	Atomic Rd	5.090		\$0	
	SC 125	Atomic Rd	0.200		\$0	
			6.650	\$0	\$468,125	0%
	S- 176	Abbeville Ave Nw	0.680		\$0	
	S- 176	Abbeville Ave Ne	0.930		\$0	
	S- 339	St James St	0.350		\$0	
	S- 756		0.023		\$0	
	S- 756	B Ave	0.177		\$0	
	S- 559	Sumter St Se	0.150		\$0	
	S- 559	Sumter St Ne	0.090		\$0	
	S- 418	Assembly St Nw	0.190		\$0	
	S- 220	Columbia Ave Nw	0.630		\$0	
	S- 220	Columbia Ave Ne	0.200		\$0	
	S- 1005	Lehigh Ave	0.340		\$468,125	
	S- 1686	Smallridge St	0.120		\$0	
	S- 1686	Williams Dr	0.960		\$0	
	S- 1712	Congress Dr Nw	0.230		\$0	
	S- 1946	Webley St	0.170		\$0	
	S- 2048	Haskell Rd	0.180		\$0	
	S- 2111	Piedmont Ave	0.130		\$0	
	S- 2325	Pineview Ave	0.140		\$0	
	S- 565	Catawba St Nw	0.210		\$0	
	S- 566	Mohawk Dr	0.200		\$0	
	S- 757	C Ave	0.180		\$0	
	S- 758	D Ave	0.170		\$0	
	S- 759	E Ave	0.130		\$0	
	S- 962		0.070		\$0	
			7.170	\$0	\$1,735,362	0%
	S- 29	Cooks Bridge Rd	4.060		\$0	
	S- 65	Pine Log Rd	1.800		\$0	
	S- 2323	Beaufort St Ne	1.310		\$1,735,362	
			0.780	\$0	\$484,331	0%
	US 25	Edgefield Rd	0.780		\$484,331	
			3.900	\$0	\$901,116	0%
	US 278	Williston Rd	3.900		\$901,116	
			2.470	\$0	\$17,131	0%
	S- 87	Pine Log Rd	2.470		\$17,131	
			24.480	\$0	\$151,849	0%
	SC 28	Sand Bar Ferry Rd	1.530		\$0	
	SC 4	Wagener Rd	5.520		\$0	
	SC 125	Atomic Rd	1.980		\$151,849	
	SC 39	Festival Trail Rd	2.200		\$0	
	SC 39	Railroad Ave W	0.080		\$0	
	SC 39	Old 96 Indian Trl	7.120		\$0	
	SC 191	Old Graniteville Hwy	3.590		\$0	
	SC 389	Walker Rd	1.110		\$0	
	SC 389	John Nunn Hwy	1.350		\$0	
			6.840	\$0	\$36,567	0%
	US 78	Charleston Hwy	6.840		\$36,567	

New Gas Tax Trust Fund

Project List Report as of October 31, 2019
Road Committed Values are Grouped by Project

Road Number	Road Number	Road Name	Mileage	Preliminary Engineering	Advanced to Construction	% of Construction Completed
Rural Road Safety			40.193	\$603,724	\$5,575,365	33%
			11.000	\$0	\$3,284,200	100%
	US 1	Columbia Hwy N	11.000		\$3,284,200	
			2.690	\$500,000	\$0	0%
	I- 20	Interstate 20	2.690		\$0	
			11.000	\$0	\$2,257,159	0%
	US 1	Columbia Hwy N	11.000		\$2,257,159	
			11.603	\$103,724	\$0	0%
	US 278	Williston Rd	11.603		\$0	
			3.900	\$0	\$34,006	0%
	US 278	Williston Rd	3.900		\$34,006	
Bridges			0.130	\$1,910,000	\$0	0%
			0.130	\$1,910,000	\$0	0%
	S- 22	Veterans Rd	0.130		\$0	

New Gas Tax Trust Fund

Project List Report as of October 31, 2019
Road Committed Values are Grouped by Project

Road Number	Road Number	Road Name	Mileage	Preliminary Engineering	Advanced to Construction	% of Construction Completed
Allendale			43.970	\$1,826,338	\$4,811,706	
Pavements			43.970	\$1,826,338	\$4,811,706	
			1.660	\$0	\$1,180,530	60%
	US 278	Allendale-Fairfax Hwy	1.660		\$1,180,530	
			1.280	\$0	\$396,559	60%
	S- 22	Bluff Rd	0.670		\$0	
	S- 18	Mixons Corner Rd	0.610		\$396,559	
			3.860	\$0	\$265,601	100%
	SC 3	River Rd	3.860		\$265,601	
			3.870	\$0	\$440,956	100%
	US 301	Burtons Ferry Hwy	3.870		\$440,956	
			0.860	\$0	\$83,562	100%
	S- 22	Bluff Rd	0.860		\$83,562	
			19.300	\$0	\$90,835	100%
	SC 125	Augusta Hwy	19.300		\$90,835	
			1.070	\$0	\$190,798	21%
	S- 18	7Th St W	0.510		\$190,798	
	S- 8	Memorial Ave S	0.250		\$0	
	S- 8	Memorial Ave N	0.310		\$0	
			2.020	\$0	\$506,412	21%
	S- 22	Bluff Rd	2.020		\$506,412	
			0.830	\$0	\$476,449	21%
	US 278	Allendale-Fairfax Hwy	0.830		\$476,449	
			0.890	\$0	\$571,372	21%
	US 301	Main St S	0.890		\$571,372	
			2.400	\$0	\$311,777	0%
	US 301	Burtons Ferry Hwy	2.400		\$311,777	
			1.150	\$0	\$189,176	0%
	S- 47	Revolutionary Trl	1.150		\$189,176	
			0.240	\$0	\$107,680	0%
	SC 641	Main St W	0.240		\$107,680	
			0.890	\$350,511	\$0	
	S- 102	Chert Quarry Rd	0.630	\$350,511	\$0	
	S- 19	Flat St E	0.260	\$0	\$0	
			2.540	\$180,724	\$0	
	S- 244	Stoney St	0.050	\$0	\$0	
	S- 141	Mill St S	0.610	\$0	\$0	
	S- 70	Razor Rd	0.740	\$0	\$0	
	S- 132	Mill St N	0.240	\$0	\$0	
	S- 124	Albecon St	0.170	\$180,724	\$0	
	S- 327	Pickrum St	0.310	\$0	\$0	
	S- 245	Drayton St	0.070	\$0	\$0	
	S- 226	Ellis St	0.350	\$0	\$0	
			1.110	\$1,295,104	\$0	
	US 278	Allendale-Fairfax Hwy	1.110	\$1,295,104	\$0	

New Gas Tax Trust Fund

Project List Report as of October 31, 2019
Road Committed Values are Grouped by Project

Road Number	Road Number	Road Name	Mileage	Preliminary Engineering	Advanced to Construction	% of Construction Completed
Anderson			119.387	\$1,080,231	\$32,882,505	49%
Pavements			100.997	\$0	\$32,882,505	53%
			6.580	\$0	\$4,922,603	30%
	US 76	Belton Hwy	4.185		\$4,922,603	
	US 76	Anderson St	2.395		\$0	
			3.410	\$0	\$2,821,994	100%
	SC 81	Highway 81 S	1.210		\$2,821,994	
	SC 81	S Murray Av	1.570		\$0	
	US 178	Liberty Hwy	0.630		\$0	
			1.320	\$0	\$971,713	100%
	US 76	E River St	1.320		\$971,713	
			2.150	\$0	\$43,042	100%
	SC 28	Pearman Dairy Rd	2.150		\$43,042	
			1.530	\$0	\$14,599	100%
	S- 65	Highway 81 S	0.020		\$14,599	
	S- 65	Masters Blvd	1.510		\$0	
			4.260	\$0	\$932,188	100%
	US 76	Belton Honea Path Hwy	3.703		\$0	
	US 76	S Main St	0.557		\$932,188	
			3.180	\$0	\$521,035	100%
	S- 34	Whitehall Rd	3.180		\$521,035	
			5.158	\$0	\$2,520,536	30%
	S- 29	Lebanon Rd	2.180		\$0	
	S- 29	Concord Rd	0.159		\$2,520,536	
	S- 29	Harris Bridge Rd	2.819		\$0	
			27.484	\$0	\$131,618	100%
	S- 103	Old Asbury Rd	0.390		\$131,618	
	S- 34	Whitehall Rd	1.070		\$0	
	S- 485	Three And Twenty Rd	4.474		\$0	
	S- 485	St Paul Rd	1.770		\$0	
	S- 62	Mcgee Rd	1.380		\$0	
	S- 54	Big Creek Rd	1.550		\$0	
	S- 54	N Hamilton St	0.760		\$0	
	S- 54	Palmetto Rd	1.180		\$0	
	S- 74	Three Bridges Rd	3.020		\$0	
	S- 143	River Rd	2.970		\$0	
	S- 143	Old Anderson Rd	0.810		\$0	
	S- 81	Shady Grove Rd	7.250		\$0	
	S- 520	Standridge Rd	0.860		\$0	
			2.955	\$0	\$33,064	100%
	S- 1164	East West Pkwy	2.955		\$33,064	
			6.220	\$0	\$30,976	100%
	S- 52	Piedmont Rd	1.540		\$0	
	S- 52	Powdersville Main	0.720		\$30,976	
	S- 52	Powdersville Main	0.140		\$0	
	S- 81	Broadmouth Church Rd	1.380		\$0	
	S- 67	Earl Shirley Rd	2.440		\$0	
			4.650	\$0	\$58,674	100%
	SC 153	Highway 153	3.385		\$58,674	
	SC 153	Highway 153	1.265		\$0	
			1.330	\$0	\$328,056	100%
	S- 839	Reed Rd	1.330		\$328,056	
			1.470	\$0	\$536,667	100%
	SC 81	E Greenville St	0.780		\$536,667	
	SC 81	Highway 81 N	0.690		\$0	
			2.320	\$0	\$489,822	47%
	US 76	Belton Honea Path Hwy	1.990		\$489,822	
	US 76	N Main St	0.330		\$0	
			2.520	\$0	\$2,066,535	0%
	S- 159	Harbin Dr	0.720		\$2,066,535	
	S- 71	Jackson St	0.800		\$0	
	S- 71	Rogers St	0.090		\$0	
	S- 71	Bleckley St	0.910		\$0	

New Gas Tax Trust Fund

Project List Report as of October 31, 2019
Road Committed Values are Grouped by Project

Road Number	Road Number	Road Name	Mileage	Preliminary Engineering	Advanced to Construction	% of Construction Completed
			2.820	\$0	\$497,869	0%
	S- 220	Daniels St	0.220		\$497,869	
	S- 348	Sanders St	0.340		\$0	
	S- 353	Wilson St	0.320		\$0	
	S- 412	Kennedy St	0.250		\$0	
	S- 643	Boundary St	0.330		\$0	
	S- 682	Osborne Av	0.430		\$0	
	S- 822	Collingwood Dr	0.310		\$0	
	S- 828	Dooley Av	0.270		\$0	
	S- 847	Shannon Way	0.350		\$0	
			13.180	\$0	\$11,895,467	0%
	SC 24	Highway 24	1.124		\$0	
	SC 24	Highway 24	1.376		\$11,895,467	
	US 29	Highway 29 N	7.801		\$0	
	US 29	Highway 29 Byp N	0.970		\$0	
	US 29		0.189		\$0	
	US 76	E River St	0.270		\$0	
	US 76	Clemson Blvd	1.350		\$0	
	US 76	W River St	0.100		\$0	
			4.840	\$0	\$4,022,909	0%
	SC 8	Easley Hwy	4.840		\$4,022,909	
			3.620	\$0	\$43,141	0%
	SC 81	Highway 81 S	2.860		\$43,141	
	SC 81	W Front St	0.760		\$0	
	Rural Road Safety		18.390	\$610,231	\$0	0%
			4.590	\$600,231	\$0	0%
	SC 24	Highway 24	1.040		\$0	
	SC 24	Highway 24	3.550		\$0	
			13.800	\$10,000	\$0	0%
	US 29	Highway 29 N	13.611		\$0	
	US 29		0.189		\$0	
	Bridges		0.000	\$470,000	\$0	0%
			0.000	\$470,000	\$0	0%
	SC 412	Rainey Rd	0.000		\$0	

New Gas Tax Trust Fund

Project List Report as of October 31, 2019
Road Committed Values are Grouped by Project

Road Number	Road Number	Road Name	Mileage	Preliminary Engineering	Advanced to Construction	% of Construction Completed
Bamberg			65.240	\$0	\$5,897,174	60%
Pavements			65.240	\$0	\$5,897,174	60%
	US 78	Heritage Hwy	0.640	\$0	\$345,490	100%
			0.750	\$0	\$553,015	60%
	US 301	Main Hwy	0.450		\$553,015	
	US 78	Heritage Hwy	0.300		\$0	
			4.390	\$0	\$1,192,115	60%
	US 78	Heritage Hwy	4.390		\$1,192,115	
			1.960	\$0	\$594,461	60%
	S- 18	Farrells Rd	1.960		\$594,461	
			2.350	\$0	\$279,579	100%
	US 301	Main Hwy	2.350		\$279,579	
			8.500	\$0	\$531,087	100%
	SC 64	Low Country Hwy	2.430		\$0	
	SC 362	Hunters Chapel Rd	6.070		\$531,087	
			3.060	\$0	\$197,712	100%
	S- 86	Char-Augusta Rd	3.060		\$197,712	
			16.200	\$0	\$78,750	100%
	SC 362	Hunters Chapel Rd	12.110		\$78,750	
	SC 70	Barnwell Hwy	3.950		\$0	
	US 78 CON		0.140		\$0	
			17.660	\$0	\$98,846	100%
	US 301	Main Hwy	1.610		\$98,846	
	US 321	Carolina Hwy	2.800		\$0	
	US 78	Heritage Hwy	13.250		\$0	
			3.190	\$0	\$286,002	21%
	S- 317	Arbor St	0.180		\$0	
	S- 68	Hemlock Ave	0.170		\$0	
	S- 223	Rome Ave	0.490		\$0	
	S- 153	Mimosa St	0.412		\$286,002	
	S- 153	Acacia St	0.088		\$0	
	S- 180	Fredrick St	0.630		\$0	
	S- 239	Presbyterian St	0.320		\$0	
	S- 261	Hayne St	0.230		\$0	
	S- 352	Sato Ave	0.510		\$0	
	S- 636	Lilly St	0.160		\$0	
			2.230	\$0	\$663,670	21%
	S- 62	Second St	0.060		\$0	
	S- 18	Farrells Rd	1.370		\$0	
	S- 167	Bridge St	0.800		\$663,670	
			1.490	\$0	\$783,545	21%
	US 321	Carolina Hwy	1.490		\$783,545	
			1.470	\$0	\$137,828	0%
	S- 26	Voorhees Rd	1.470		\$137,828	
			1.350	\$0	\$155,075	0%
	US 301	Main Hwy	1.350		\$155,075	

New Gas Tax Trust Fund

Project List Report as of October 31, 2019
Road Committed Values are Grouped by Project

Road Number	Road Number	Road Name	Mileage	Preliminary Engineering	Advanced to Construction	% of Construction Completed
Barnwell			45.759	\$0	\$7,035,941	61%
Pavements			45.759	\$0	\$7,035,941	61%
	US 78	Dexter St	0.200	\$0	\$160,076	100%
					\$160,076	
			1.320	\$0	\$693,855	100%
	SC 3	Solomon Blatt Ave	1.320		\$693,855	
			0.250	\$0	\$233,286	100%
	US 78	Dexter St	0.250		\$233,286	
			2.920	\$0	\$790,865	60%
	US 78	Main St	1.412		\$790,865	
	US 78	Hwy 78	1.508		\$0	
			3.680	\$0	\$901,449	60%
	S- 20	Patterson Mill Rd	3.680		\$901,449	
			1.750	\$0	\$808,635	60%
	US 278	Dunbarton Blvd	0.200		\$808,635	
	US 278	Jackson St	1.550		\$0	
			6.290	\$0	\$387,164	100%
	US 78	Hwy 78	4.859		\$387,164	
	US 78	Dexter St	1.431		\$0	
			1.030	\$0	\$126,742	100%
	S- 156	Calhoun St	1.030		\$126,742	
			16.710	\$0	\$114,051	100%
	SC 64	Dunbarton Blvd	3.650		\$114,051	
	SC 64	Hwy 64	2.330		\$0	
	US 278	Jackson St	0.120		\$0	
	US 278	Marlboro Ave	1.150		\$0	
	US 278	Hwy 278	0.040		\$0	
	SC 70	Main St	0.800		\$0	
	SC 70	Allen St	1.060		\$0	
	SC 70	Hwy 70	6.056		\$0	
	SC 70	Barnwell Rd	0.694		\$0	
	SC 70	Denmark Rd	0.810		\$0	
			2.099	\$0	\$217,317	21%
	S- 1	Burr St	0.230		\$217,317	
	S- 41	Reynolds Rd	0.090		\$0	
	S- 154	Main St	0.090		\$0	
	S- 154	Perry St	0.099		\$0	
	S- 221	Cemetery Rd	0.110		\$0	
	S- 26	Franklin St	0.350		\$0	
	S- 27	Academy St	0.510		\$0	
	S- 321	Ingle St	0.150		\$0	
	S- 651	Caro Kee Ln	0.220		\$0	
	S- 651	Hiott St	0.250		\$0	
			1.990	\$0	\$687,362	21%
	S- 113	Barnwell Rd	0.230		\$0	
	S- 113	West St	0.240		\$687,362	
	S- 157	Hagood Ave	1.520		\$0	
			3.880	\$0	\$1,197,633	21%
	US 278	Hwy 278	3.880		\$1,197,633	
			0.150	\$0	\$47,703	0%
	S- 159	Wellington Rd	0.150		\$47,703	
			3.490	\$0	\$669,803	0%
	US 278	Hwy 278	0.550		\$0	
	US 278	Ellenton St	0.610		\$0	
	SC 39	Hwy 39	0.273		\$669,803	
	SC 39	Dunbarton Rd	1.787		\$0	
	SC 39	Rosemary St	0.270		\$0	

New Gas Tax Trust Fund

Project List Report as of October 31, 2019
Road Committed Values are Grouped by Project

Road Number	Road Number	Road Name	Mileage	Preliminary Engineering	Advanced to Construction	% of Construction Completed
Beaufort			37.686	\$2,757,106	\$9,036,470	
Pavements			37.686	\$2,757,106	\$9,036,470	
			2.810	\$0	\$1,732,956	100%
	SC 46	May River Rd	2.810		\$1,732,956	
			1.080	\$0	\$1,010,792	100%
	S- 29	Buck Island Rd	1.080		\$1,010,792	
			2.600	\$24,670	\$0	0%
	US 21	Sea Island Pkwy	1.330		\$0	
	US 21 BUS	Carteret St	0.009		\$0	
	US 21 BUS	Sea Island Pkwy	1.261		\$0	
			4.096	\$65,781	\$0	0%
	US 278	Fording Island Rd	4.096		\$0	
			1.740	\$0	\$817,090	77%
	US 278	Fording Island Rd	1.740		\$817,090	
			1.320	\$0	\$423,805	77%
	US 21	Sea Island Pkwy	1.320		\$423,805	
			2.400	\$0	\$244,109	77%
	S- 141	Squire Pope Rd	1.300		\$244,109	
	S- 482	Gum Tree Rd	1.100		\$0	
			2.670	\$0	\$275,108	46%
	S- 62	Craven St	0.100		\$0	
	S- 610	Arrow Rd	0.252		\$0	
	S- 610	Archer Rd	0.158		\$0	
	S- 107	Pigeon Point Rd	0.410		\$275,108	
	S- 594	Bay Pines Rd	1.640		\$0	
	S- 625	Office Way	0.110		\$0	
			1.210	\$0	\$672,022	46%
	S- 71	Clarendon Rd	0.860		\$0	
	S- 524	Arrow Rd	0.190		\$672,022	
	S- 524	Target Rd	0.160		\$0	
			0.940	\$0	\$695,514	46%
	US 21	Trask Pkwy	0.940		\$695,514	
			0.730	\$0	\$287,613	63%
	S- 6	Bay St	0.730		\$287,613	
			4.160	\$0	\$854,411	63%
	US 17	Trask Pkwy	4.160		\$854,411	
			2.920	\$0	\$1,356,074	63%
	US 21	Ribaut Rd	1.650		\$1,356,074	
	US 21 BUS	Carteret St	0.009		\$0	
	US 21 BUS	Sea Island Pkwy	1.261		\$0	
			2.080	\$268,830	\$0	0%
	S- 50	Pinckney Colony Rd	0.710		\$0	
	S- 6	Depot Rd	0.400		\$0	
	S- 107	West St	0.470		\$0	
	S- 234	Neil Rd	0.180		\$0	
	S- 158	Pinckney Blvd	0.190		\$0	
	S- 158 CON	Pinckney Blvd	0.050		\$0	
	S- 451	Stuart Towne Ln	0.080		\$0	
			2.080	\$1,124,082	\$0	0%
	S- 71	Clarendon Rd	1.640		\$0	
	S- 107	Pigeon Point Rd	0.440		\$0	
			1.980	\$1,224,500	\$0	0%
	SC 46	Okatie Hwy	1.980		\$0	
			0.790	\$0	\$7,977	0%
	S- 163	Burnt Church Rd	0.790		\$7,977	
			1.470	\$0	\$659,000	
	US 278	Palmetto Bay Rd	1.470	\$0	\$659,000	
			0.610	\$49,243	\$0	
	S- 211	Lafayette St	0.610	\$49,243	\$0	

New Gas Tax Trust Fund

Project List Report as of October 31, 2019
Road Committed Values are Grouped by Project

Road Number	Road Number	Road Name	Mileage	Preliminary Engineering	Advanced to Construction	% of Construction Completed
Berkeley			95.000	\$1,900,945	\$15,539,353	67%
Pavements			64.870	\$55,097	\$15,539,353	81%
			7.500	\$0	\$2,741,840	100%
	S- 317	Forest Lawn Av	0.070		\$2,741,840	
	S- 317	Giles Dr	0.566		\$0	
	S- 317	Matheny Dr	0.474		\$0	
	S- 317	Price St	0.400		\$0	
	S- 339	Parish Rd	0.210		\$0	
	S- 403	Henderson Dr	0.330		\$0	
	S- 485	Cranford Rd	0.440		\$0	
	S- 495	Garwood Rd	0.340		\$0	
	S- 50	Oakley Rd	3.010		\$0	
	S- 748	Harbour Lake Dr	0.910		\$0	
	S- 810	Summit Av	0.750		\$0	
			1.690	\$0	\$991,849	100%
	S- 59	Poplar Hill Dr	0.660		\$991,849	
	S- 59		1.030		\$0	
			3.180	\$0	\$1,848,189	100%
	SC 402	Hwy 402	3.180		\$1,848,189	
			3.510	\$0	\$929,565	98%
	US 52	N Hwy 52	2.100		\$0	
	US 52	S Goose Creek Blvd	0.774		\$0	
	US 52	N Goose Creek Blvd	0.600		\$0	
	US 52		0.036		\$929,565	
			12.230	\$0	\$1,030,724	98%
	SC 6	Old Highway 6	6.391		\$1,030,724	
	SC 6	Ranger Dr	5.100		\$0	
	SC 6	Trojan Rd	0.079		\$0	
	SC 6	Hwy 6	0.660		\$0	
			3.450	\$0	\$337,090	98%
	S- 16	Jedburg Rd	3.450		\$337,090	
			4.460	\$55,097	\$0	0%
	US 52	N Hwy 52	4.460		\$0	
			2.640	\$0	\$309,797	96%
	S- 1041	Roma Rd	0.060		\$309,797	
	S- 1098	General Moultrie Dr	0.900		\$0	
	S- 1098	Canal St	0.290		\$0	
	S- 291	Longridge Rd	1.200		\$0	
	S- 648	Otranto Blvd	0.150		\$0	
	S- 653	Andrea Ct	0.040		\$0	
			0.600	\$0	\$811,255	96%
	S- 1093	Crowfield Blvd	0.600		\$811,255	
			2.560	\$0	\$2,286,018	0%
	US 52	Hwy 52	2.560		\$2,286,018	
			3.380	\$0	\$167,515	100%
	S- 1103	Arabian Dr	0.420		\$167,515	
	S- 1161	New Hope Dr	0.780		\$0	
	S- 1162	Hope Ln	0.130		\$0	
	S- 1165	Carroll Ln	0.120		\$0	
	S- 1258	Farmington Rd	1.930		\$0	
			1.140	\$0	\$230,350	100%
	S- 16	Jedburg Rd	1.140		\$230,350	
			8.580	\$0	\$1,172,957	100%
	SC 6	Hwy 6	8.580		\$1,172,957	
			1.810	\$0	\$633,829	100%
	US 17 ALT	S Live Oak Dr	1.810		\$633,829	
			4.340	\$0	\$478,981	0%
	S- 203	Wildgame Rd	2.790		\$0	
	S- 1078		0.016		\$0	
	S- 1078	W Dike Rd	0.214		\$478,981	
	S- 1121	Summer Ln	0.790		\$0	
	S- 277	Pitts St	0.150		\$0	
	S- 930		0.019		\$0	
	S- 930	Summer Ln	0.141		\$0	
	S- 930	Oak Crest Dr	0.220		\$0	

New Gas Tax Trust Fund

Project List Report as of October 31, 2019
Road Committed Values are Grouped by Project

Road Number	Road Number	Road Name	Mileage	Preliminary Engineering	Advanced to Construction	% of Construction Completed
			3.800	\$0	\$1,569,395	0%
	S- 59	Poplar Hill Dr	3.800		\$1,569,395	
Rural Road Safety			30.130	\$1,845,848	\$0	0%
			10.000	\$864,320	\$0	0%
	US 17 ALT	N Hwy 17A	9.445		\$0	
	US 17 ALT	N Hwy 52	0.555		\$0	
			10.000	\$906,528	\$0	0%
	SC 6	Old Highway 6	6.391		\$0	
	SC 6	Ranger Dr	3.530		\$0	
	SC 6	Trojan Rd	0.079		\$0	
			10.130	\$75,000	\$0	0%
	US 17 ALT	N Hwy 17A	8.470		\$0	
	US 17 ALT	Hwy 41	1.660		\$0	

New Gas Tax Trust Fund

Project List Report as of October 31, 2019
Road Committed Values are Grouped by Project

Road Number	Road Number	Road Name	Mileage	Preliminary Engineering	Advanced to Construction	% of Construction Completed
Calhoun			52.160	\$0	\$5,012,971	25%
Pavements			51.160	\$0	\$5,012,971	26%
			5.450	\$0	\$992,363	23%
	SC 267	Mccords Ferry Rd	5.450		\$992,363	
			1.780	\$0	\$635,345	23%
	S- 31	Old Sandy Run Rd	1.780		\$635,345	
			1.970	\$0	\$497,562	23%
	US 601	Colonel Thomson Hwy	1.970		\$497,562	
			1.300	\$0	\$134,676	100%
	US 601	Colonel Thomson Hwy	0.384		\$0	
	US 601	Saint Matthews Rd	0.280		\$134,676	
	US 601	Harry C Raysor Dr	0.636		\$0	
			4.200	\$0	\$304,399	100%
	US 176	Old State Rd	3.120		\$0	
	SC 419	Fort Motte Rd	1.080		\$304,399	
			1.440	\$0	\$114,506	100%
	S- 122	Riley Rd	1.440		\$114,506	
			1.000	\$0	\$94,467	0%
	S- 31	Old Sandy Run Rd	1.000		\$94,467	
			2.120	\$0	\$221,606	0%
	US 601	Colonel Thomson Hwy	2.120		\$221,606	
			1.380	\$0	\$519,236	0%
	S- 203	Old River Rd	1.380		\$519,236	
			3.260	\$0	\$284,129	0%
	S- 47	Dantzler St	0.750		\$284,129	
	S- 94	Cemetery Rd	0.700		\$0	
	S- 57	Richland Ave	0.490		\$0	
	S- 58	Butler St	0.920		\$0	
	S- 93	First St	0.400		\$0	
			3.130	\$0	\$1,088,629	0%
	US 176	Old State Rd	0.830		\$1,088,629	
	US 21	Columbia Rd	2.300		\$0	
			4.740	\$0	\$26,244	0%
	S- 102	New Bethany Rd	2.900		\$26,244	
	S- 19	Four Holes Rd	1.380		\$0	
	S- 45	Belleville Rd	0.460		\$0	
			19.020	\$0	\$94,243	0%
	US 176	Old State Rd	7.590		\$0	
	US 21	Old State Rd	6.180		\$0	
	SC 33	Cameron Rd	5.250		\$94,243	
			0.370	\$0	\$5,565	0%
	US 601	Colonel Thomson Hwy	0.370		\$5,565	
Rural Road Safety			1.000	\$0	\$0	0%
			1.000	\$0	\$0	0%
	I- 26	Interstate 26	1.000		\$0	

New Gas Tax Trust Fund

Project List Report as of October 31, 2019
Road Committed Values are Grouped by Project

Road Number	Road Number	Road Name	Mileage	Preliminary Engineering	Advanced to Construction	% of Construction Completed
Charleston			142.803	\$4,713,103	\$34,209,646	
Pavements			117.527	\$4,713,103	\$20,047,746	
			10.071	\$0	\$3,695,438	88%
	S- 1187	Midland Park Rd	0.090		\$3,695,438	
	S- 1485	Waites Dr	0.130		\$0	
	S- 1518	Kinglet Dr	0.320		\$0	
	S- 1682	Saul White Blvd	0.150		\$0	
	S- 1687	Minnie St	0.190		\$0	
	S- 176	Chesterfield Rd	0.280		\$0	
	S- 1882	Langston St	0.240		\$0	
	S- 1949	Paulette Dr	0.150		\$0	
	S- 1972	Scott Hill Rd	0.446		\$0	
	S- 216	Moultrie St	0.120		\$0	
	S- 216	Fairmont Ave	0.480		\$0	
	S- 2268	Nassau St	0.380		\$0	
	S- 244	W Hudson Av	0.150		\$0	
	S- 244	E Hudson Ave	0.790		\$0	
	S- 281	Dobson St	0.250		\$0	
	S- 282	Sumner Av	1.120		\$0	
	S- 306	Briarcliff Dr	0.230		\$0	
	S- 31	Reynolds Av	0.190		\$0	
	S- 311	Pearlott St	0.470		\$0	
	S- 312	Pinckney Park Dr	0.530		\$0	
	S- 604	Kruger Ave	0.229		\$0	
	S- 62	W Montague Ave	0.830		\$0	
	S- 662	Charlotte St	0.150		\$0	
	S- 664	Market St	0.100		\$0	
	S- 696	Stafford Rd	0.295		\$0	
	S- 696		0.075		\$0	
	S- 733	Evergreen St	0.150		\$0	
	S- 798	Shelton St	0.130		\$0	
	S- 877	Limehouse St	0.100		\$0	
	S- 888	Peachtree St	0.136		\$0	
	S- 936	Burlington Ave	0.127		\$0	
	S- 936	(blank)	0.013		\$0	
	S- 940	Hillsboro Dr	0.130		\$0	
	S- 947	William Kennerty Dr	0.510		\$0	
	S- 948	Bur Clare Dr	0.390		\$0	
			5.420	\$0	\$3,356,378	100%
	US 17	N Highway 17	5.420		\$3,356,378	
			1.790	\$0	\$1,227,320	100%
	S- 13	Remount Rd	1.790		\$1,227,320	
			14.670	\$0	\$1,198,436	98%
	SC 61	Ashley River Rd	0.810		\$1,198,436	
	SC 700	Maybank Hwy	13.590		\$0	
	SC 700	Folly Road Blvd	0.260		\$0	
	SC 700		0.010		\$0	
			3.830	\$0	\$721,256	98%
	SC 61	Ashley River Rd	1.570		\$0	
	SC 61	Paul Cantrell Blvd	0.090		\$721,256	
	SC 61	Saint Andrews Blvd	1.590		\$0	
	SC 7	Sam Rittenberg Blvd	0.580		\$0	
			3.830	\$48,748	\$0	0%
	SC 61	Ashley River Rd	1.570		\$0	
	SC 61	Paul Cantrell Blvd	0.090		\$0	
	SC 61	Saint Andrews Blvd	1.590		\$0	
	SC 7	Sam Rittenberg Blvd	0.580		\$0	
			12.510	\$62,818	\$0	0%
	SC 61	Ashley River Rd	0.810		\$0	
	SC 700	Maybank Hwy	11.690		\$0	
	SC 700		0.010		\$0	
			1.200	\$8,895	\$0	0%
	S- 72	Whipple Rd	1.200		\$0	
			5.730	\$0	\$524,103	98%
	S- 72	Whipple Rd	1.200		\$0	
	S- 1032	Steed Creek Rd	4.530		\$524,103	
			19.840	\$0	\$2,355,906	0%
	US 17	N Highway 17	19.840		\$2,355,906	
			0.870	\$500,000	\$0	0%
	SC 703	Coleman Blvd	0.870		\$0	

New Gas Tax Trust Fund

Project List Report as of October 31, 2019
Road Committed Values are Grouped by Project

Road Number	Road Number	Road Name	Mileage	Preliminary Engineering	Advanced to Construction	% of Construction Completed
			1.776	\$0	\$783,257	0%
	S- 104	King St	0.846		\$783,257	
	S- 107	Meeting St	0.930		\$0	
			3.700	\$0	\$462,236	0%
	S- 636	Storage Rd	1.410		\$0	
	S- 636	Parishville Rd	1.340		\$0	
	S- 1159	Quigley Rd	0.950		\$462,236	
			3.160	\$0	\$1,649,901	0%
	SC 165	Highway 165	3.160		\$1,649,901	
			1.730	\$0	\$1,201,161	0%
	US 17	Savannah Hwy	1.730		\$1,201,161	
			1.450	\$0	\$641,056	0%
	US 17	N Highway 17	1.060		\$0	
	S- 1022	Washington St	0.290		\$641,056	
	S- 2387	Washington St	0.100		\$0	
			2.945	\$0	\$200,596	0%
	S- 99	Huger St	0.455		\$0	
	S- 1022	Washington St	0.130		\$200,596	
	S- 1777	Jackson St	0.080		\$0	
	S- 2000	Cain Dr	0.550		\$0	
	S- 2127	Woolfe St	0.180		\$0	
	S- 2127	Amherst St	0.240		\$0	
	S- 2130	Society St	0.320		\$0	
	S- 219	Conroy St	0.220		\$0	
	S- 240	Isabella St	0.190		\$0	
	S- 240	Indian St	0.080		\$0	
	S- 46	Heriot St	0.200		\$0	
	S- 46	Rutledge Av	0.070		\$0	
	S- 871	Smith St	0.230		\$0	
			1.330	\$0	\$609,394	0%
	S- 475	Leeds Av	1.330		\$609,394	
			3.130	\$0	\$1,331,109	0%
	SC 7	Sam Rittenberg Blvd	1.250		\$0	
	SC 526 SPR	Chuck Dawley Blvd	1.110		\$1,331,109	
	SC 526 SPR	Mark Clark Expwy	0.770		\$0	
			4.720	\$0	\$56,794	0%
	SC 171	Folly Rd	4.720		\$56,794	
			2.280	\$0	\$33,406	0%
	SC 171	Folly Road Blvd	0.970		\$0	
	SC 171	Folly Rd	1.050		\$33,406	
	SC 171	Wesley Dr	0.260		\$0	
			3.350	\$0	\$0	
	S- 282	Sumner Av	0.300	\$0	\$0	
	S- 52	E Ashley Ave	1.530	\$0	\$0	
	S- 128	Ethel Post Office Rd	1.000	\$0	\$0	
	S- 2473	Fain St	0.520	\$0	\$0	
			3.965	\$1,904,691	\$0	
	S- 1113	Ward Av	1.070	\$1,904,691	\$0	
	S- 1156	Plow Ground Rd	2.895	\$0	\$0	
			4.230	\$2,187,952	\$0	
	SC 162	Highway 162	4.230	\$2,187,952	\$0	
Rural Road Safety			25.260	\$0	\$13,230,132	5%
			5.420	\$0	\$633,404	100%
	US 17	N Highway 17	5.420		\$633,404	
			19.840	\$0	\$12,596,728	0%
	US 17	N Highway 17	19.840		\$12,596,728	
Bridges			0.016	\$0	\$931,767	8%
			0.016	\$0	\$931,767	8%
	SC 165	Highway 165	0.016		\$931,767	

New Gas Tax Trust Fund

Project List Report as of October 31, 2019
Road Committed Values are Grouped by Project

Road Number	Road Number	Road Name	Mileage	Preliminary Engineering	Advanced to Construction	% of Construction Completed
Cherokee			49.676	\$655,321	\$112,779,102	58%
Pavements			28.540	\$0	\$10,558,028	71%
			1.050	\$0	\$617,736	88%
	S- 39	S Green River Rd	1.050		\$617,736	
			5.700	\$0	\$781,055	100%
	SC 198	N Mountain St	2.660		\$781,055	
	US 221 ALT	Cliffside Hwy	3.040		\$0	
			1.610	\$0	\$226,019	100%
	S- 83	Blacksburg Hwy	1.169		\$226,019	
	S- 83	W Carolina St	0.441		\$0	
			1.940	\$0	\$774,113	90%
	US 29	E Cherokee St	1.940		\$774,113	
			2.620	\$0	\$1,003,484	90%
	US 29	E Cherokee St	2.620		\$1,003,484	
			2.450	\$0	\$1,114,247	88%
	S- 223	Possum Trot Rd	2.450		\$1,114,247	
			1.430	\$0	\$755,129	90%
	SC 150	Holland St	0.170		\$755,129	
	SC 150	Providence Rd	1.260		\$0	
			3.290	\$0	\$496,881	61%
	S- 133	Twin Lake Rd	1.960		\$496,881	
	S- 238	Edgewater Dr	1.330		\$0	
			2.770	\$0	\$1,508,234	61%
	S- 223	Possum Trot Rd	1.310		\$1,508,234	
	S- 57	Piedmont Rd	1.460		\$0	
			1.780	\$0	\$276,035	0%
	S- 83	Blacksburg Hwy	1.780		\$276,035	
			3.170	\$0	\$1,282,446	100%
	SC 5	York Rd	3.170		\$1,282,446	
			0.730	\$0	\$1,722,650	0%
	SC 18 CON	S Logan St	0.310		\$1,722,650	
	SC 18 CON	N Logan St	0.420		\$0	
Rural Road Safety			6.916	\$655,321	\$0	0%
			6.916	\$655,321	\$0	0%
	US 29	Old Georgia Hwy	6.916		\$0	
Interstate Upgrade			14.220	\$0	\$102,221,075	41%
			14.220	\$0	\$102,221,075	41%
	I- 85	Interstate 85	14.220		\$102,221,075	

New Gas Tax Trust Fund

Project List Report as of October 31, 2019
Road Committed Values are Grouped by Project

Road Number	Road Number	Road Name	Mileage	Preliminary Engineering	Advanced to Construction	% of Construction Completed
Chester			52.967	\$1,382,136	\$12,984,192	
Pavements			32.690	\$106,957	\$12,930,196	
			1.570	\$0	\$2,382,348	90%
	US 21	Catawba River Rd	1.570		\$2,382,348	
			2.050	\$0	\$1,116,965	90%
	S- 70	Westbrook Rd	2.050		\$1,116,965	
			0.660	\$0	\$231,719	100%
	SC 9	Lancaster Hwy	0.660		\$231,719	
			1.630	\$0	\$212,224	100%
	S- 194	Hillbright Rd	1.000		\$212,224	
	S- 329	Mccandless Rd	0.630		\$0	
			1.990	\$0	\$1,499,938	100%
	SC 9	Lancaster Hwy	1.990		\$1,499,938	
			5.640	\$0	\$2,294,067	100%
	SC 72	West End Rd	5.640		\$2,294,067	
			2.290	\$0	\$860,563	88%
	S- 171	Mtn Lakes Rd	2.290		\$860,563	
			0.770	\$0	\$287,393	100%
	SC 9	Lancaster Hwy	0.770		\$287,393	
			2.490	\$0	\$373,255	0%
	S- 186	Cedarhurst Rd	2.480		\$373,255	
	S- 186		0.010		\$0	
			1.410	\$0	\$739,738	30%
	S- 1	Old York Rd	0.426		\$0	
	S- 1	York St	0.984		\$739,738	
			4.960	\$0	\$1,942,235	30%
	SC 72	West End Rd	4.960		\$1,942,235	
			0.700	\$0	\$283,580	100%
	SC 9	Lancaster Hwy	0.700		\$283,580	
			0.590	\$0	\$223,903	100%
	SC 9	Lancaster Hwy	0.590		\$223,903	
			4.790	\$0	\$482,267	0%
	S- 302	Beechwood Dr	1.100		\$482,267	
	S- 316	Hawthorne Rd	1.310		\$0	
	S- 69	Liberty Rd	2.380		\$0	
			1.150	\$106,957	\$0	
	S- 44	Peden Bridge Rd	1.150	\$106,957	\$0	
Rural Road Safety			20.277	\$1,275,179	\$53,996	0%
	SC 72	Saluda Rd	8.787	\$1,100,000	\$0	0%
			8.787		\$0	
			9.100	\$75,000	\$0	0%
	SC 97	Great Falls Hwy	7.700		\$0	
	SC 97	Francis Ave	1.400		\$0	
			1.790	\$100,179	\$0	0%
	US 21	Francis Ave	0.140		\$0	
	SC 97	Francis Ave	1.650		\$0	
			0.600	\$0	\$53,996	0%
	SC 72	Saluda Rd	0.400		\$0	
	S- 329	Mccandless Rd	0.200		\$53,996	

New Gas Tax Trust Fund

Project List Report as of October 31, 2019
Road Committed Values are Grouped by Project

Road Number	Road Number	Road Name	Mileage	Preliminary Engineering	Advanced to Construction	% of Construction Completed
Chesterfield Pavements			58.407	\$197,126	\$22,733,551	
			54.607	\$147,126	\$22,733,551	
			1.630	\$0	\$3,836,510	0%
	SC 9	Mcgregor St	0.540		\$3,836,510	
	US 601	Highway 9	0.110		\$0	
	US 601	Mcgregor St	0.980		\$0	
	S- 341	Windsor Dr	0.430	\$0	\$267,106	100%
			0.430		\$267,106	
			9.760	\$0	\$2,190,961	96%
	S- 103	Austin Rd	1.820		\$2,190,961	
	S- 105	Dudley Rd	3.710		\$0	
	S- 136	Buddy Sellers Rd	0.590		\$0	
	S- 274	Brewer Cir	0.188		\$0	
	S- 274	Joseph St	0.002		\$0	
	S- 601	Bay Springs Church Rd	1.970		\$0	
	S- 68	Will Evans Rd	1.480		\$0	
	SC 151	Highway 151	1.110	\$0	\$388,253	75%
			1.110		\$388,253	
	SC 151	Highway 151	1.460	\$0	\$398,891	75%
			1.460		\$398,891	
	S- 600	Shiloh Acres Rd	2.240	\$0	\$109,812	100%
			2.240		\$109,812	
	SC 9	Market St	2.770	\$0	\$1,588,032	77%
	US 1	Market St	0.140		\$1,588,032	
	US 1	Seventh St	0.730		\$0	
	US 1	Highway 1	0.470		\$0	
	US 1	Highway 1	1.430		\$0	
	SC 9	Highway 9	3.390	\$0	\$2,291,807	77%
	SC 9	Highway 9	0.140		\$2,291,807	
	SC 9	Chesterfield Hwy	2.360		\$0	
	US 1	Highway 1	0.890		\$0	
	S- 71	Airport Rd	4.870	\$0	\$1,500,889	77%
			4.870		\$1,500,889	
	S- 159	Woodward Mill Rd	1.717	\$0	\$157,001	75%
			1.717		\$157,001	
	US 1	Highway 1	4.830	\$0	\$2,026,504	72%
	US 1	Highway 1	4.130		\$0	
	SC 151	Highway 151	0.700		\$2,026,504	
	SC 9	Highway 9	7.570	\$0	\$5,904,402	72%
	SC 9	Highway 9	1.350		\$0	
	SC 9	Mcgregor St	0.500		\$0	
	SC 151	Highway 151	5.720		\$5,904,402	
	S- 155	Marion St	1.520	\$0	\$884,421	89%
	S- 205	Church St	0.200		\$884,421	
	S- 205	Front St	0.120		\$0	
	S- 86	Church St	0.530		\$0	
	S- 86	Church St	0.670		\$0	
	S- 56	Hough Rd	3.870	\$0	\$411,859	89%
			3.870		\$411,859	
	S- 147	State Rd	0.820	\$0	\$124,315	0%
	S- 147	State Rd	0.520		\$124,315	
	S- 147	Murray Dr	0.300		\$0	
	SC 265	Highway 265	3.120	\$0	\$335,201	88%
			3.120		\$335,201	
	US 52	Highway 52 S	2.600	\$0	\$317,587	88%
			2.600		\$317,587	
	S- 22	Market St	0.900	\$147,126	\$0	
			0.900	\$147,126	\$0	
Rural Road Safety			3.800	\$50,000	\$0	0%
	SC 9	Highway 9	3.800	\$50,000	\$0	0%
	SC 9	Highway 9	3.690		\$0	
	SC 9	Highway 9	0.110		\$0	

New Gas Tax Trust Fund

Project List Report as of October 31, 2019
Road Committed Values are Grouped by Project

Road Number	Road Number	Road Name	Mileage	Preliminary Engineering	Advanced to Construction	% of Construction Completed
Clarendon			64.680	\$265,709	\$7,738,475	
Pavements			63.180	\$265,709	\$7,738,475	
			4.090	\$0	\$1,285,270	23%
	S- 102	Buff Blvd	0.750		\$1,285,270	
	S- 127	Bill Davis Rd	3.340		\$0	
			4.100	\$0	\$1,173,014	23%
	US 15	Bethel Hwy	1.340		\$0	
	US 15	Scott Ave	0.180		\$0	
	US 15	Summerton Hwy	2.580		\$1,173,014	
			7.020	\$0	\$1,090,774	100%
	US 301	Sumter Hwy	1.170		\$0	
	US 301	N Brooks St	0.150		\$1,090,774	
	US 521	Sumter Hwy	5.700		\$0	
	S- 345	White Oak Dr	2.410	\$0	\$165,291	100%
			2.410		\$165,291	
	S- 132	Sandhill Rd	3.210	\$0	\$274,079	100%
			3.210		\$274,079	
	S- 62	Loss Brook Rd	3.880	\$0	\$970,365	100%
			3.880		\$970,365	
	US 15	Summerton Hwy	3.590	\$0	\$1,003,199	100%
			3.590		\$1,003,199	
	US 378	Clarence Coker Hwy	2.720	\$0	\$399,417	100%
			2.720		\$399,417	
	US 521	Greeleyville Hwy	8.080	\$0	\$619,014	100%
			8.080		\$619,014	
	S- 25	Moses Dingle Rd	0.450	\$0	\$140,752	100%
	S- 62	Loss Brook Rd	0.250		\$140,752	
			0.200		\$0	
	S- 36	Old Manning Rd	0.910	\$0	\$494,492	0%
			0.910		\$494,492	
	S- 49	Plowden Mill Rd	10.780	\$0	\$55,506	0%
	S- 37	Salem Rd	7.290		\$0	
			3.490		\$55,506	
			10.970	\$0	\$67,303	0%
	US 301	Sunset Dr	0.040		\$0	
	US 301	Alex Harvin Hwy	4.710		\$0	
	SC 260	Hwy 260	6.220		\$67,303	
	US 521	Sumter Hwy	0.970	\$265,709	\$0	
			0.970	\$265,709	\$0	
Rural Road Safety			1.500	\$0	\$0	0%
	I- 95	Interstate 95	1.500	\$0	\$0	0%
			1.500		\$0	

New Gas Tax Trust Fund

Project List Report as of October 31, 2019
Road Committed Values are Grouped by Project

Road Number	Road Number	Road Name	Mileage	Preliminary Engineering	Advanced to Construction	% of Construction Completed
Colleton			95.847	\$4,023,098	\$10,730,319	
Pavements			43.540	\$272,327	\$10,730,319	
			2.920	\$0	\$1,407,010	100%
	SC 64	Charleston Hwy	2.153		\$0	
	SC 64	Hampton St	0.767		\$1,407,010	
			2.230	\$0	\$1,019,691	100%
	SC 303	Green Pond Hwy	2.230		\$1,019,691	
			1.680	\$0	\$1,261,378	100%
	SC 64	Hampton St	0.510		\$0	
	SC 64	Bells Hwy	0.320		\$1,261,378	
	SC 64	Robertson Blvd	0.850		\$0	
			3.230	\$0	\$1,119,249	100%
	S- 65	Coolers Dairy Rd	3.230		\$1,119,249	
			1.200	\$0	\$604,568	100%
	SC 303	Green Pond Hwy	1.200		\$604,568	
			4.960	\$0	\$557,214	100%
	US 17 ALT	Cottageville Hwy	4.200		\$0	
	SC 64 BUS	Bells Hwy	0.760		\$557,214	
			1.770	\$0	\$305,679	100%
	S- 754	Tuskegee Airmen Dr	1.770		\$305,679	
			8.120	\$0	\$1,377,034	100%
	SC 63	Sniders Hwy	8.120		\$1,377,034	
			6.000	\$0	\$395,665	0%
	S- 78	Francis St	0.930		\$0	
	S- 371	Saint Peters Rd	3.510		\$0	
	S- 263	Pineland Rd	0.330		\$0	
	S- 253	Hickory St	0.200		\$395,665	
	S- 313	Rhett Dr	0.180		\$0	
	S- 591	Hickory St	0.320		\$0	
	S- 670	S Woodland Terrace Dr	0.130		\$0	
	S- 698	Windwood Rd	0.289		\$0	
	S- 698	Cumberland St	0.111		\$0	
			2.100	\$102,938	\$0	0%
	S- 28	Black Creek Rd	2.100		\$0	
			2.410	\$0	\$1,123,935	0%
	S- 41	Ritter Rd	2.410		\$1,123,935	
			2.820	\$0	\$1,558,898	0%
	SC 303	Green Pond Hwy	2.480		\$1,558,898	
	SC 64	Bells Hwy	0.340		\$0	
			4.100	\$169,389	\$0	
	S- 233	Peniel Rd	4.100	\$169,389	\$0	
Rural Road Safety			52.227	\$2,335,885	\$0	0%
			13.251	\$100,000	\$0	0%
	SC 64	Charleston Hwy	13.203		\$0	
	SC 64	Hampton St	0.048		\$0	
			9.746	\$994,635	\$0	0%
	SC 303	Green Pond Hwy	9.746		\$0	
			21.520	\$500,000	\$0	0%
	SC 303	Green Pond Hwy	11.520		\$0	
	SC 64	Charleston Hwy	9.943		\$0	
	SC 64	Hampton St	0.057		\$0	
			7.710	\$741,250	\$0	0%
	SC 61	Augusta Hwy	7.710		\$0	
Bridges			0.080	\$1,414,886	\$0	0%
			0.040	\$708,215	\$0	0%
	S- 74	Mill Pond Rd	0.040		\$0	
			0.040	\$706,671	\$0	0%
	S- 74	Mill Pond Rd	0.040		\$0	

New Gas Tax Trust Fund

Project List Report as of October 31, 2019
Road Committed Values are Grouped by Project

Road Number	Road Number	Road Name	Mileage	Preliminary Engineering	Advanced to Construction	% of Construction Completed
Darlington			65.280	\$0	\$13,901,864	54%
Pavements			65.280	\$0	\$13,901,864	54%
			1.910	\$0	\$1,162,142	100%
	SC 34	E Bobo Newsom Hwy	0.500		\$1,162,142	
	SC 34	Harry Byrd Hwy	1.410		\$0	
			3.420	\$0	\$1,218,226	100%
	S- 23	W Old Camden Rd	3.420		\$1,218,226	
			1.660	\$0	\$270,071	100%
	US 52	S Main St	1.660		\$270,071	
			2.060	\$0	\$804,035	100%
	US 15 BUS	S Fifth St	2.060		\$804,035	
			24.920	\$0	\$392,039	100%
	S- 102	Fourteenth St	3.020		\$392,039	
	S- 13	S Center Rd	1.230		\$0	
	S- 13	N Center Rd	13.280		\$0	
	S- 35	S Charleston Rd	2.600		\$0	
	S- 65	High Point Rd	1.110		\$0	
	S- 16	Kelleybridge Rd	2.400		\$0	
	S- 54	Southborough Rd	1.280		\$0	
			1.560	\$0	\$1,205,192	17%
	S- 10	W Home Av	1.560		\$1,205,192	
			4.100	\$0	\$436,828	17%
	S- 39	New Market Rd	2.080		\$436,828	
	S- 824	Whippoorwill Rd	2.020		\$0	
			3.350	\$0	\$2,687,802	17%
	SC 34	Harry Byrd Hwy	3.350		\$2,687,802	
			2.850	\$0	\$1,291,277	17%
	US 401	Davis St	2.850		\$1,291,277	
			2.140	\$0	\$347,565	55%
	S- 41	Dovesville Hwy	2.140		\$347,565	
			2.370	\$0	\$360,963	55%
	SC 403	Oates Hwy	2.340		\$0	
	SC 403		0.030		\$360,963	
			0.900	\$0	\$304,851	55%
	US 52	N Governor Williams Hwy	0.900		\$304,851	
			5.630	\$0	\$454,527	0%
	S- 177	Mineral Springs Rd	0.730		\$0	
	S- 932	Forest Hills Dr	0.840		\$0	
	S- 1075	Birdsnest Rd	1.270		\$454,527	
	S- 1249	Anderson Farm Rd	1.710		\$0	
	S- 201	Brookwood Dr	1.080		\$0	
			3.730	\$0	\$1,186,696	0%
	S- 13	S Center Rd	1.750		\$1,186,696	
	S- 24	Floyds Rd	1.980		\$0	
			4.680	\$0	\$1,779,647	0%
	SC 340	Timmons ville Hwy	4.680		\$1,779,647	

New Gas Tax Trust Fund

Project List Report as of October 31, 2019
Road Committed Values are Grouped by Project

Road Number	Road Number	Road Name	Mileage	Preliminary Engineering	Advanced to Construction	% of Construction Completed
Dillon			45.549	\$3,022,557	\$6,108,214	
Pavements			27.539	\$2,522,557	\$6,108,214	
			1.090	\$0	\$1,269,565	100%
	SC 38	Hwy 38 W	1.090		\$1,269,565	
			2.610	\$0	\$791,905	100%
	S- 130	S 4Th Ave	0.430		\$791,905	
	S- 39	W Main St	1.310		\$0	
	S- 78	E Calhoun St	0.870		\$0	
			0.920	\$0	\$389,898	100%
	SC 38	Hwy 38 E	0.920		\$389,898	
			3.380	\$0	\$559,661	100%
	SC 41	Hwy 41 S	3.380		\$559,661	
			1.740	\$0	\$282,763	100%
	S- 48	Bethel Rd	1.740		\$282,763	
			1.900	\$0	\$646,624	93%
	S- 23	Harlees Bridge Rd	1.900		\$646,624	
			2.579	\$0	\$267,056	93%
	S- 482	Homelight Rd	0.590		\$0	
	S- 481	S Longstreet Rd	1.829		\$267,056	
	S- 481	Homelight Rd	0.160		\$0	
			0.920	\$0	\$1,033,586	93%
	SC 38	Hwy 38 W	0.920		\$1,033,586	
			4.240	\$0	\$200,230	100%
	S- 45	Friendship Rd	2.790		\$0	
	S- 45	Lester Rd	0.270		\$200,230	
	S- 499	Pyerian Rd	1.180		\$0	
			0.500	\$0	\$162,543	100%
	S- 674	Enterprise Rd	0.500		\$162,543	
			1.050	\$0	\$290,131	100%
	SC 57	Hwy 57 S	1.050		\$290,131	
			0.550	\$0	\$214,251	100%
	US 301	Hwy 301 S	0.550		\$214,251	
			3.140	\$352,694	\$0	
	S- 102	E Washington St	0.103	\$352,694	\$0	
	S- 102	W Washington St	0.157	\$0	\$0	
	S- 216	S Macarthur Ave	0.480	\$0	\$0	
	S- 151	Bethea Ext	2.400	\$0	\$0	
			1.580	\$610,891	\$0	
	S- 25	Old Latta Hwy	1.580	\$610,891	\$0	
			1.340	\$1,558,971	\$0	
	SC 38	Hwy 38 W	1.340	\$1,558,971	\$0	
Rural Road Safety			18.010	\$500,000	\$0	0%
			18.010	\$500,000	\$0	0%
	I- 95	Interstate 95	18.010		\$0	

New Gas Tax Trust Fund

Project List Report as of October 31, 2019
Road Committed Values are Grouped by Project

Road Number	Road Number	Road Name	Mileage	Preliminary Engineering	Advanced to Construction	% of Construction Completed
Dorchester			71.737	\$1,690,990	\$11,582,582	61%
Pavements			34.650	\$0	\$11,582,582	100%
			1.570	\$0	\$1,121,045	100%
	SC 173	School St	1.570		\$1,121,045	
			4.770	\$0	\$2,035,996	100%
	S- 155	E 2Nd St N	0.300		\$2,035,996	
	S- 155	W 2Nd St N	0.640		\$0	
	S- 186	E 4Th St N	0.200		\$0	
	S- 186	W 4Th St N	0.730		\$0	
	S- 188	E 1St St N	0.310		\$0	
	S- 188	W 1St St N	0.620		\$0	
	S- 197	E 3Rd St S	0.200		\$0	
	S- 197	W 3Rd St S	0.200		\$0	
	S- 208	N Magnolia St	0.890		\$0	
	S- 208	S Magnolia St	0.090		\$0	
	S- 357	W 1St St N	0.590		\$0	
			2.140	\$0	\$1,158,677	100%
	US 78	Johnston Ave	0.524		\$1,158,677	
	US 78	Badham Dr	1.616		\$0	
			1.960	\$0	\$822,572	100%
	S- 19	Wire Rd	1.960		\$822,572	
			4.410	\$0	\$534,016	100%
	US 17 ALT	S Main St	0.980		\$0	
	US 17 ALT	Boone Hill Rd	1.550		\$534,016	
	US 17 ALT		0.010		\$0	
	US 78	W 5Th St N	1.870		\$0	
			3.280	\$0	\$434,945	100%
	US 178	W Main St	3.280		\$434,945	
			0.400	\$0	\$96,467	100%
	S- 22	Orangeburg Rd	0.400		\$96,467	
			1.870	\$0	\$799,489	100%
	S- 19	Wire Rd	1.870		\$799,489	
			1.630	\$0	\$956,987	100%
	SC 27	Church St	0.542		\$0	
	SC 27	Givhans Rd	0.010		\$956,987	
	SC 27	Ridgeville Rd	1.078		\$0	
			4.080	\$0	\$1,897,458	100%
	US 78	Dorange Rd	3.565		\$1,897,458	
	US 78	Johnston Ave	0.515		\$0	
			0.450	\$0	\$147,391	100%
	S- 22	Orangeburg Rd	0.450		\$147,391	
			4.510	\$0	\$789,207	100%
	US 15	Us 15 Hwy S	2.710		\$0	
	SC 165	Deleamar Hwy	1.800		\$789,207	
			1.960	\$0	\$496,570	100%
	SC 642	Dorchester Rd	1.960		\$496,570	
			1.620	\$0	\$291,760	100%
	S- 74	S Hampton St	0.240		\$0	
	S- 215	S Pine St	0.310		\$0	
	S- 121	S Hickory St	0.180		\$291,760	
	S- 367	Clifton St	0.220		\$0	
	S- 678	Greenwave Blvd	0.320		\$0	
	S- 789	Deming Way	0.350		\$0	
Rural Road Safety			37.087	\$1,690,990	\$0	0%
			9.107	\$766,310	\$0	0%
	US 17 ALT	Us 17-A Hwy S	9.107		\$0	
			6.500	\$30,000	\$0	0%
	SC 61	Ashley River Rd	6.500		\$0	
			8.517	\$411,480	\$0	0%
	SC 165	Deleamar Hwy	8.517		\$0	
			8.394	\$20,000	\$0	0%
	SC 61	Sc 61 Hwy	8.394		\$0	

New Gas Tax Trust Fund

Project List Report as of October 31, 2019
Road Committed Values are Grouped by Project

Road Number	Road Number	Road Name	Mileage	Preliminary Engineering	Advanced to Construction	% of Construction Completed
	SC 61	Beech Hill Rd	4.569	\$463,200	\$0	0%
			4.569		\$0	

New Gas Tax Trust Fund

Project List Report as of October 31, 2019
Road Committed Values are Grouped by Project

Road Number	Road Number	Road Name	Mileage	Preliminary Engineering	Advanced to Construction	% of Construction Completed
Edgefield			87.055	\$294,243	\$13,212,003	
Pavements			62.670	\$254,786	\$11,603,997	
			4.300	\$0	\$2,576,407	100%
	SC 19	Hwy 19	4.300		\$2,576,407	
			4.670	\$0	\$1,441,413	54%
	US 25	Hwy 25 N	4.670		\$1,441,413	
			3.120	\$0	\$1,155,495	100%
	S- 39	Old Chappell Ferry Rd	3.120		\$1,155,495	
			2.450	\$0	\$798,346	54%
	US 25	Hwy 25 N	2.450		\$798,346	
			3.000	\$0	\$1,394,423	100%
	S- 143	Garrett Rd	3.000		\$1,394,423	
			2.320	\$0	\$866,985	54%
	SC 430	Crest Rd	2.140		\$866,985	
	SC 430 CON	Crest Rd	0.070		\$0	
	SC 430 CON	Meeting St Rd	0.110		\$0	
			3.790	\$0	\$347,128	100%
	SC 230	W Martintown Rd	3.790		\$347,128	
			2.830	\$0	\$269,339	100%
	S- 35	Walker Rd	2.830		\$269,339	
			4.920	\$0	\$34,616	100%
	S- 21	Long Cane Rd	2.470		\$34,616	
	S- 40	Country Club Rd	2.060		\$0	
	S- 40	Star Rd	0.390		\$0	
			3.080	\$0	\$167,816	0%
	US 25	Augusta Rd	3.080		\$167,816	
			16.180	\$0	\$71,363	100%
	US 378	Hill St	0.400		\$0	
	US 378	Hwy 378 W	6.320		\$71,363	
	US 378	Hwy 378 E	9.460		\$0	
			2.900	\$0	\$254,539	100%
	S- 35	Walker Rd	2.900		\$254,539	
			2.180	\$0	\$814,489	0%
	S- 143	Garrett Rd	2.180		\$814,489	
			2.480	\$0	\$1,122,275	0%
	SC 230	Martintown Rd	2.480		\$1,122,275	
			2.850	\$0	\$289,364	0%
	S- 74	Roland Ave	1.280		\$0	
	S- 292	Lakeview Dr	0.560		\$289,364	
	S- 41	Sunset Dr	0.110		\$0	
	S- 41	Lakeview Dr	0.390		\$0	
	S- 41	Edisto St	0.510		\$0	
			1.600	\$254,786	\$0	
	SC 230	W Martintown Rd	1.540	\$254,786	\$0	
	SC 230	Martintown Rd	0.060	\$0	\$0	
Rural Road Safety			24.385	\$39,457	\$1,608,006	34%
	US 25	Hwy 25 N	4.670	\$0	\$320,618	54%
			4.670		\$320,618	
			1.760	\$0	\$122,725	100%
	US 25	Hwy 25 N	1.760		\$122,725	
			2.450	\$0	\$169,016	54%
	US 25	Hwy 25 N	2.450		\$169,016	
			12.425	\$0	\$995,646	0%
	US 25	Hwy 25 N	10.700		\$995,646	
	US 25		1.725		\$0	
			3.080	\$39,457	\$0	0%
	US 25	Augusta Rd	3.080		\$0	

New Gas Tax Trust Fund

Project List Report as of October 31, 2019
Road Committed Values are Grouped by Project

Road Number	Road Number	Road Name	Mileage	Preliminary Engineering	Advanced to Construction	% of Construction Completed
Fairfield			42.820	\$500,000	\$10,977,967	34%
Pavements			24.740	\$0	\$10,977,967	45%
			2.360	\$0	\$2,090,968	7%
	SC 215	State Highway 215 S	2.360		\$2,090,968	
			2.030	\$0	\$921,096	7%
	S- 159	Longleaf Rd	1.250		\$921,096	
	S- 82	W Calhoun St	0.780		\$0	
			3.210	\$0	\$511,190	100%
	SC 200	State Highway 200	2.770		\$511,190	
	SC 200	Hwy 200	0.440		\$0	
			0.960	\$0	\$114,533	100%
	S- 30	E Peach Rd	0.960		\$114,533	
			2.590	\$0	\$2,102,404	7%
	SC 215	State Highway 215 S	2.590		\$2,102,404	
			2.750	\$0	\$1,020,583	100%
	S- 70	Reservoir Rd	2.750		\$1,020,583	
			1.930	\$0	\$234,624	0%
	S- 30	W Peach Rd	1.930		\$234,624	
			1.490	\$0	\$320,711	30%
	S- 216	Hillcrest Dr	0.090		\$0	
	S- 217	W Woodward St	0.100		\$0	
	S- 57	E High St	0.100		\$0	
	S- 58	S Zion St	0.270		\$0	
	S- 58	N Zion St	0.710		\$0	
	S- 88	E Moultrie St	0.110		\$0	
	S- 117	Winn St	0.110		\$320,711	
			2.630	\$0	\$519,258	100%
	SC 200	State Highway 200	2.620		\$519,258	
	SC 200	Miles Rd	0.010		\$0	
			2.170	\$0	\$839,640	0%
	S- 93	Devils Race Track Rd	2.170		\$839,640	
			2.620	\$0	\$2,302,961	0%
	SC 215	State Highway 215 S	2.620		\$2,302,961	
Rural Road Safety			18.080	\$500,000	\$0	0%
			18.080	\$500,000	\$0	0%
	SC 215	State Highway 215 S	1.450		\$0	
	SC 215	Hwy 215 N	0.160		\$0	
	SC 215	State Highway 215 N	11.760		\$0	
	I- 77	Interstate 77	2.020		\$0	
	SC 213	State Highway 215 S	2.690		\$0	

New Gas Tax Trust Fund

Project List Report as of October 31, 2019
Road Committed Values are Grouped by Project

Road Number	Road Number	Road Name	Mileage	Preliminary Engineering	Advanced to Construction	% of Construction Completed
Florence			109.187	\$0	\$21,057,304	69%
Pavements			104.197	\$0	\$21,057,304	70%
	S- 360	Hyman Road	4.090	\$0	\$1,209,720	100%
			3.180	\$0	\$2,314,449	100%
	US 52	N Ron Mcnair Blvd	0.238		\$0	
	US 52	S Ron Mcnair Blvd	2.792		\$2,314,449	
	US 52	Us Hwy 52	0.150		\$0	
			2.370	\$0	\$2,199,053	100%
	SC 327	N Williston Road	2.370		\$2,199,053	
			1.420	\$0	\$2,306,379	100%
	S- 12	S Church St	1.420		\$2,306,379	
			48.010	\$0	\$557,471	100%
	US 378	W Highway 378 Bypass	2.880		\$0	
	US 378	W Turbeville Hwy	6.684		\$557,471	
	US 378	Turbeville Hwy	0.196		\$0	
	US 378	E Highway 378 Bypass	0.740		\$0	
	US 52	Us Hwy 52	10.583		\$0	
	US 52	S Irby St	7.310		\$0	
	US 52		0.007		\$0	
	US 76	E Palmetto St	12.520		\$0	
	US 76	W Palmetto St	6.870		\$0	
	US 76	Pisgah Road	0.220		\$0	
			5.120	\$0	\$1,263,054	100%
	US 301	Freedom Blvd	3.420		\$1,263,054	
	US 301		1.700		\$0	
			4.050	\$0	\$848,433	100%
	S- 358	E Ashby Road	1.800		\$848,433	
	S- 588	Third Loop Road	2.250		\$0	
			1.520	\$0	\$91,539	100%
	US 76	E Palmetto St	1.520		\$91,539	
			5.220	\$0	\$698,656	7%
	S- 147	W Old No 4 Hwy	5.220		\$698,656	
			4.730	\$0	\$202,276	7%
	S- 1799	Lebanon Road	2.980		\$202,276	
	S- 889	Dennis Road	1.750		\$0	
			7.680	\$0	\$1,018,308	7%
	SC 541	W Old No 4 Hwy	0.620		\$1,018,308	
	SC 541	Salem Road	6.456		\$0	
	SC 541	Salem Rd	0.604		\$0	
			3.000	\$0	\$993,164	7%
	US 52	S Irby St	3.000		\$993,164	
			0.900	\$0	\$1,543,317	0%
	S- 12	S Church St	0.220		\$1,543,317	
	S- 12	E Lucas St	0.480		\$0	
	S- 12	W Lucas St	0.200		\$0	
			5.357	\$0	\$544,473	0%
	S- 84	Old Creek Road	3.410		\$544,473	
	S- 881	Borkowitz Road	1.947		\$0	
			1.270	\$0	\$582,110	0%
	SC 341	N Lynchburg Hwy	1.270		\$582,110	
			1.220	\$0	\$1,068,519	0%
	SC 41	N Georgetown Hwy	0.700		\$1,068,519	
	SC 41	Kingsburg Hwy	0.520		\$0	
			5.060	\$0	\$3,616,383	0%
	US 378	E Myrtle Beach Hwy	1.470		\$3,616,383	
	US 52	W Lucas St	3.040		\$0	
	US 52	N Irby St	0.550		\$0	
Rural Road Safety			4.990	\$0	\$0	0%
			4.990	\$0	\$0	0%
	I- 95	Interstate 95	4.990		\$0	

New Gas Tax Trust Fund

Project List Report as of October 31, 2019
Road Committed Values are Grouped by Project

Road Number	Road Number	Road Name	Mileage	Preliminary Engineering	Advanced to Construction	% of Construction Completed
Georgetown Pavements			119.498	\$291,815	\$27,915,124	25%
			48.761	\$0	\$25,118,416	32%
			1.410	\$0	\$511,184	100%
	US 521 BUS	E Main St	0.400		\$511,184	
	US 521 BUS	W Main St	1.010		\$0	
			3.440	\$0	\$895,145	100%
	SC 41 BUS	S Morgan Ave	1.930		\$895,145	
	SC 41 BUS	N Morgan Ave	1.510		\$0	
			0.980	\$0	\$214,090	100%
	S- 35	Schoolhouse Dr	0.980		\$214,090	
			2.563	\$0	\$1,174,288	27%
	S- 20	E Main St	0.093		\$0	
	S- 161	W Church St	0.790		\$1,174,288	
	S- 449	Martin Luther King Rd	1.480		\$0	
	S- 717	Reservoir St	0.200		\$0	
			3.510	\$0	\$2,107,972	27%
	US 17 ALT	Saints Delight Rd	3.510		\$2,107,972	
			3.820	\$0	\$2,355,221	27%
	US 17 ALT	Saints Delight Rd	3.820		\$2,355,221	
			2.250	\$0	\$1,028,456	6%
	S- 124	Greentown Rd	0.330		\$1,028,456	
	S- 387	Walker Rd	1.920		\$0	
			2.880	\$0	\$362,050	6%
	S- 52	Plantersville Rd	2.880		\$362,050	
			2.630	\$0	\$1,647,377	6%
	SC 41	County Line Rd	2.630		\$1,647,377	
			9.780	\$0	\$9,406,580	6%
	US 17	Ocean Hwy S	4.727		\$0	
	US 17	Church St	1.000		\$9,406,580	
	US 17	Ocean Hwy	0.433		\$0	
	US 17 ALT	Highmarket St	3.470		\$0	
	US 17 ALT	Exchange St	0.150		\$0	
			0.910	\$0	\$613,825	6%
	US 521	County Line Rd	0.910		\$613,825	
			0.478	\$0	\$154,565	92%
	S- 392	Wesley Rd	0.478		\$154,565	
			2.270	\$0	\$513,484	92%
	SC 41	County Line Rd	0.330		\$513,484	
	SC 513	Pleasant Hill Dr	1.940		\$0	
			0.890	\$0	\$418,741	92%
	US 521	County Line Rd	0.290		\$0	
	US 521	Hwy 521 Byp	0.600		\$418,741	
			1.950	\$0	\$830,438	0%
	S- 62	Wachesaw Rd	0.490		\$0	
	S- 161	W Church St	0.300		\$0	
	S- 106	N Merriman Rd	1.060		\$830,438	
	S- 106	S Merriman Rd	0.100		\$0	
			2.590	\$0	\$268,348	0%
	S- 58	N Farr Ave	0.800		\$0	
	S- 450	Petigru Dr	0.650		\$268,348	
	S- 454	Tom Cribb Rd	0.250		\$0	
	S- 557	Murrells Inlet Rd	0.890		\$0	
			6.410	\$0	\$2,616,651	0%
	SC 261	Pleasant Hill Dr	5.510		\$2,616,651	
	US 17 ALT	Saints Delight Rd	0.900		\$0	
Rural Road Safety			70.737	\$291,815	\$2,796,708	4%
			7.237	\$100,000	\$0	0%
	US 17	Ocean Hwy S	7.237		\$0	
			10.000	\$116,815	\$0	0%
	US 701	N Fraser St	10.000		\$0	

New Gas Tax Trust Fund

Project List Report as of October 31, 2019
Road Committed Values are Grouped by Project

Road Number	Road Number	Road Name	Mileage	Preliminary Engineering	Advanced to Construction	% of Construction Completed
			36.800	\$0	\$0	0%
	US 17 ALT	Saints Delight Rd	13.850		\$0	
	US 17 ALT	County Line Rd	3.790		\$0	
	US 701	N Fraser St	19.160		\$0	
			1.000	\$0	\$22,548	99%
	US 701	N Fraser St	1.000		\$22,548	
			5.700	\$0	\$2,774,160	0%
	US 17 ALT	Highmarket St	5.700		\$2,774,160	
			10.000	\$75,000	\$0	0%
	US 17 ALT	Saints Delight Rd	6.210		\$0	
	US 17 ALT	County Line Rd	3.790		\$0	

New Gas Tax Trust Fund

Project List Report as of October 31, 2019
Road Committed Values are Grouped by Project

Road Number	Road Number	Road Name	Mileage	Preliminary Engineering	Advanced to Construction	% of Construction Completed
Greenville			116.188	\$1,502,982	\$37,778,393	54%
Pavements			87.810	\$0	\$33,069,419	56%
			4.190	\$0	\$610,499	100%
	S- 21	Rutherford Rd	4.190		\$610,499	
			8.670	\$0	\$9,523,081	91%
	SC 183	Buncombe St	0.440		\$9,523,081	
	SC 183	E North St	0.218		\$0	
	SC 183	W North St	0.112		\$0	
	US 123	Easley Bridge Rd	0.630		\$0	
	US 123	New Easley Hwy	2.070		\$0	
	US 25	White Horse Rd	2.570		\$0	
	US 29	Mills Ave	0.950		\$0	
	US 29	N Church St	1.130		\$0	
	US 29	S Church St	0.550		\$0	
			5.680	\$0	\$4,955,894	100%
	US 25	N 25 Hwy	5.680		\$4,955,894	
			2.760	\$0	\$2,854,939	91%
	S- 149	E Faris Rd	1.500		\$0	
	S- 149	W Faris Rd	1.260		\$2,854,939	
			1.080	\$0	\$337,003	100%
	US 29	Wade Hampton Blvd	1.080		\$337,003	
			3.690	\$0	\$565,060	100%
	SC 146	Woodruff Rd	1.760		\$565,060	
	SC 418	418 Hwy	1.930		\$0	
			7.400	\$0	\$1,677,264	6%
	SC 14	N 14 Hwy	7.400		\$1,677,264	
			8.520	\$0	\$283,388	100%
	S- 541	W Georgia Rd	3.290		\$283,388	
	S- 55	Fairview Rd	1.610		\$0	
	S- 84	Standing Springs Rd	3.322		\$0	
	S- 84	Holcombe Rd	0.298		\$0	
			3.830	\$0	\$269,821	100%
	SC 14	14 Hwy	0.560		\$269,821	
	SC 14	S 14 Hwy	0.690		\$0	
	US 29	Wade Hampton Blvd	0.250		\$0	
	US 29	W Wade Hampton Blvd	2.330		\$0	
			7.370	\$0	\$319,199	100%
	SC 418	418 Hwy	1.270		\$0	
	SC 414	414 Hwy	3.350		\$319,199	
	SC 8	8 Hwy	2.750		\$0	
			5.350	\$0	\$3,196,270	3%
	S- 146	Fork Shoals Rd	5.350		\$3,196,270	
			2.890	\$0	\$442,129	3%
	S- 59	White Horse Rd Ext	2.890		\$442,129	
			2.660	\$0	\$2,741,445	3%
	US 25	N 25 Hwy	1.700		\$0	
	US 25	N 25 Hwy Byp	0.120		\$2,741,445	
	US 25	N Poinsett Hwy	0.230		\$0	
	US 25		0.610		\$0	
			3.910	\$0	\$4,154,786	3%
	US 276	S Main St	0.150		\$4,154,786	
	US 276	Poinsett Hwy	3.760		\$0	
			7.790	\$0	\$381,128	0%
	S- 347	Hudson Rd	3.730		\$381,128	
	S- 569	Camp Creek Rd Ext	0.231		\$0	
	S- 569	Camp Creek Rd	3.829		\$0	
			5.890	\$0	\$615,137	0%
	US 76	Princeton Hwy	1.950		\$0	
	SC 296	Five Forks Rd	1.740		\$615,137	
	SC 296	S Bennetts Bridge Rd	2.200		\$0	
			6.130	\$0	\$142,377	0%
	US 25	White Horse Rd	5.920		\$142,377	
	US 25	N 25 Hwy Byp	0.210		\$0	

New Gas Tax Trust Fund

Project List Report as of October 31, 2019

Road Committed Values are Grouped by Project

Road Number	Road Number	Road Name	Mileage	Preliminary Engineering	Advanced to Construction	% of Construction Completed
Rural Road Safety			28.378	\$1,502,982	\$4,708,974	35%
			5.680	\$0	\$406,589	100%
	US 25	N 25 Hwy	5.680		\$406,589	
			13.388	\$1,260,607	\$0	0%
	US 25	N 25 Hwy	13.388		\$0	
			7.400	\$0	\$4,302,385	6%
	SC 14	N 14 Hwy	7.400		\$4,302,385	
			1.910	\$242,375	\$0	0%
	SC 14	N 14 Hwy	1.910		\$0	

New Gas Tax Trust Fund

Project List Report as of October 31, 2019
Road Committed Values are Grouped by Project

Road Number	Road Number	Road Name	Mileage	Preliminary Engineering	Advanced to Construction	% of Construction Completed
Greenwood			123.808	\$6,271,664	\$15,241,770	
Pavements			102.028	\$4,772,098	\$12,085,363	
			1.840	\$0	\$812,493	100%
	S- 131	Scotch Cross Rd E	1.840		\$812,493	
			4.860	\$0	\$2,895,674	89%
	US 221	Hwy 72/221 E	4.860		\$2,895,674	
			3.770	\$0	\$1,532,697	89%
	S- 187	Marshall Rd	2.390		\$1,532,697	
	S- 29	Cambridge Av E	1.380		\$0	
			1.340	\$0	\$18,873	100%
	US 25	Byp 25 Ne	0.520		\$18,873	
	US 25	Byp 72 Ne	0.820		\$0	
			0.480	\$0	\$122,518	100%
	SC 254	Grace St	0.480		\$122,518	
			3.110	\$0	\$12,553	100%
	S- 1	Old Abbeville Hwy	3.110		\$12,553	
			1.498	\$0	\$296,827	100%
	S- 108	Mathis Rd	0.728		\$0	
	S- 108	Mathis St N	0.770		\$296,827	
			6.110	\$0	\$779,452	100%
	US 178	Hwy 178 N	6.050		\$779,452	
	US 178	Moorefield St	0.060		\$0	
			20.520	\$0	\$102,036	100%
	S- 188	Chinquapin Rd	1.350		\$0	
	S- 271	Bucklelevel Rd	1.860		\$0	
	S- 495	Woodlawn Rd	4.530		\$0	
	S- 50	New Market St	1.040		\$0	
	S- 50	Blyth Rd	0.810		\$0	
	S- 50	Florida Av	0.590		\$0	
	S- 131	Main St E	0.117		\$0	
	S- 131	Main St W	0.770		\$0	
	S- 131	Golf Course Rd	1.103		\$0	
	S- 101	Sweetwater Rd	1.640		\$102,036	
	S- 101	Siloam Church Rd	4.740		\$0	
	S- 58	Northside Dr E	1.420		\$0	
	S- 97	Deadfall Rd E	0.550		\$0	
			3.510	\$0	\$73,122	0%
	S- 166	Louden Rd	0.410		\$73,122	
	S- 166	Tillman Territory Rd	3.100		\$0	
			5.390	\$0	\$21,915	100%
	SC 248	Hwy 248	4.678		\$21,915	
	SC 248	Cambridge St S	0.712		\$0	
			24.560	\$0	\$96,674	100%
	US 178	Hwy 178 S	11.430		\$96,674	
	US 25	Hwy 25 S	13.130		\$0	
			2.230	\$0	\$275,245	14%
	S- 86	Old Ninety Six Hwy	0.060		\$0	
	S- 588	Hillside Dr	0.170		\$0	
	S- 207	Lindsey Av	0.250		\$275,245	
	S- 545	Phillips Cir	0.160		\$0	
	S- 546	Trestle Rd	0.890		\$0	
	S- 597	Spinnaker Pt	0.190		\$0	
	S- 750	Harbor Cove Rd	0.330		\$0	
	S- 750		0.070		\$0	
	S- 750 SPR	Harbor Cove Rd	0.110		\$0	
			1.560	\$0	\$886,099	14%
	S- 39	Durst Av E	1.560		\$886,099	
			2.850	\$0	\$2,001,066	14%
	SC 185	Hwy 185	2.850		\$2,001,066	
			0.920	\$0	\$865,537	14%
	US 221	Hwy 72/221 E	0.920		\$865,537	
			0.400	\$0	\$167,635	100%
	S- 58	Northside Dr W	0.400		\$167,635	

New Gas Tax Trust Fund

Project List Report as of October 31, 2019
Road Committed Values are Grouped by Project

Road Number	Road Number	Road Name	Mileage	Preliminary Engineering	Advanced to Construction	% of Construction Completed
			3.100	\$0	\$1,103,659	100%
	US 25 BUS	Main St	0.270		\$0	
	US 25 BUS	Hwy 25 S	0.390		\$1,103,659	
	US 25 BUS	Main St S	2.440		\$0	
			2.830	\$0	\$21,289	0%
	S- 72	Johnston Rd	0.950		\$0	
	S- 148	Alexander Rd W	1.880		\$21,289	
			1.570	\$1,111,525	\$0	
	S- 73	Laurel Av W	0.570	\$0	\$0	
	S- 73	Laurel Av E	0.640	\$0	\$0	
	S- 219	Walker Av	0.360	\$1,111,525	\$0	
			2.970	\$334,287	\$0	
	S- 352	Jefferson St	0.360	\$0	\$0	
	S- 284	Johns Creek Rd	1.620	\$334,287	\$0	
	S- 582	Greene Av	0.180	\$0	\$0	
	S- 695	State 695 Rd	0.250	\$0	\$0	
	S- 740	Taggart Av	0.290	\$0	\$0	
	S- 741	Russell St	0.270	\$0	\$0	
			1.330	\$899,736	\$0	
	SC 185	Main St	1.077	\$0	\$0	
	SC 185	Hwy 185	0.253	\$899,736	\$0	
			1.810	\$2,191,749	\$0	
	US 25	Hwy 25 N	0.296	\$0	\$0	
	US 25	Montague Avenue Ext	1.514	\$2,191,749	\$0	
			3.470	\$234,800	\$0	
	S- 166	Tillman Territory Rd	3.470	\$234,800	\$0	
	Rural Road Safety		21.780	\$959,567	\$3,156,407	49%
			4.030	\$0	\$332,133	100%
	US 221	Hwy 72/221 E	4.030		\$332,133	
			4.860	\$0	\$342,794	89%
	US 221	Hwy 72/221 E	4.860		\$342,794	
			2.400	\$959,567	\$0	0%
	US 221	Hwy 72/221 E	2.400		\$0	
			10.490	\$0	\$2,481,480	7%
	US 25	Hwy 25 N	10.490		\$2,481,480	
	Bridges		0.000	\$540,000	\$0	0%
			0.000	\$540,000	\$0	0%
	S- 285	Airport Rd	0.000		\$0	

New Gas Tax Trust Fund

Project List Report as of October 31, 2019
Road Committed Values are Grouped by Project

Road Number	Road Number	Road Name	Mileage	Preliminary Engineering	Advanced to Construction	% of Construction Completed
Hampton			69.088	\$2,779,428	\$7,640,292	
Pavements			46.568	\$2,578,428	\$5,925,196	
			6.770	\$0	\$1,388,261	60%
	US 321	Columbia Hwy	6.720		\$1,388,261	
	US 321	Columbia Hwy N	0.050		\$0	
			2.150	\$0	\$766,682	60%
	S- 1	Yemassee Hwy	0.050		\$766,682	
	S- 13	Railroad Ave	0.060		\$0	
	S- 13	Salkahatchie Rd	0.300		\$0	
	S- 13	Old Salkehatchie Hwy	1.740		\$0	
			1.910	\$0	\$450,122	60%
	US 321	Columbia Hwy	0.499		\$0	
	US 321	Railroad Ave	1.411		\$450,122	
			4.680	\$0	\$428,103	100%
	SC 3	Browning Gate Rd	2.150		\$428,103	
	SC 63	Main St	0.890		\$0	
	SC 63	Walterboro Hwy	1.640		\$0	
			0.840	\$0	\$110,181	100%
	S- 83	Magnolia St	0.840		\$110,181	
			4.680	\$0	\$47,757	100%
	US 278	Augusta Hwy	0.010		\$47,757	
	US 278	Elm St	2.670		\$0	
	US 278	Carolina Ave	2.000		\$0	
			3.280	\$0	\$333,797	21%
	S- 39	Third St	0.751		\$0	
	S- 39	Harper Rd	0.949		\$0	
	S- 79	Sycamore St	0.140		\$0	
	S- 30	Fifth St	0.550		\$0	
	S- 107	Clarke Ave	0.280		\$333,797	
	S- 110	Middle St	0.470		\$0	
	S- 110	Wood St	0.140		\$0	
			2.020	\$0	\$712,836	21%
	S- 50	Hickory Hill Rd	2.020		\$712,836	
			3.840	\$0	\$893,639	21%
	US 321	Columbia Hwy	3.840		\$893,639	
			1.190	\$0	\$116,390	0%
	S- 510	Lake Warren Rd	1.190		\$116,390	
			4.590	\$0	\$677,429	0%
	SC 119	Clyo Rd	2.240		\$677,429	
	SC 68	Yemassee Hwy	2.350		\$0	
			4.068	\$273,234	\$0	
	S- 571	Oliver St	0.040	\$0	\$0	
	S- 798	Kennedy St	0.090	\$0	\$0	
	S- 41	Phyllis St	0.080	\$0	\$0	
	S- 341	Liberty St	0.180	\$0	\$0	
	S- 365	Edward Maude St	0.050	\$0	\$0	
	S- 365	Wesley St	0.205	\$0	\$0	
	S- 365	Murdaugh St	0.085	\$0	\$0	
	S- 214	Oak St	0.250	\$0	\$0	
	S- 636	Kennedy St	0.070	\$0	\$0	
	S- 219	Lin St	0.058	\$0	\$0	
	S- 682	Jumper St	0.070	\$0	\$0	
	S- 577	Jumper Ave	0.300	\$0	\$0	
	S- 106	Maple St	0.350	\$273,234	\$0	
	S- 490	Wood St	0.150	\$0	\$0	
	S- 569	Mark St	0.040	\$0	\$0	
	S- 128	Florence Ave	0.480	\$0	\$0	
	S- 195	First St	0.180	\$0	\$0	
	S- 269	Walnut St	0.130	\$0	\$0	
	S- 332	Reynold St	0.080	\$0	\$0	
	S- 34 SPR	Annie Ave	0.080	\$0	\$0	
	S- 364	Best Ginn St	0.127	\$0	\$0	
	S- 441	Middle St	0.340	\$0	\$0	
	S- 468	Risher St	0.316	\$0	\$0	
	S- 570	Hanna St	0.127	\$0	\$0	
	S- 635	Martin Ave	0.090	\$0	\$0	
	S- 675	Bennett St	0.100	\$0	\$0	

New Gas Tax Trust Fund

Project List Report as of October 31, 2019
Road Committed Values are Grouped by Project

Road Number	Road Number	Road Name	Mileage	Preliminary Engineering	Advanced to Construction	% of Construction Completed
			2.180	\$939,905	\$0	
	S- 50	Hickory Hill Rd	1.954	\$0	\$0	
	S- 50	Pocotaligo Rd	0.226	\$939,905	\$0	
			4.370	\$1,365,289	\$0	
	US 278	Railroad Ave	0.580	\$1,365,289	\$0	
	US 278	Augusta Hwy	3.790	\$0	\$0	
			22.520	\$201,000	\$1,715,096	31%
			6.770	\$0	\$1,117,402	60%
	US 321	Columbia Hwy	6.720		\$1,117,402	
	US 321	Columbia Hwy N	0.050		\$0	
			1.910	\$0	\$322,821	60%
	US 321	Columbia Hwy	0.499		\$0	
	US 321	Railroad Ave	1.411		\$322,821	
			3.840	\$0	\$274,873	21%
	US 321	Columbia Hwy	3.840		\$274,873	
			10.000	\$201,000	\$0	0%
	US 321	Columbia Hwy	9.831		\$0	
	US 321	Columbia Hwy S	0.169		\$0	

New Gas Tax Trust Fund

Project List Report as of October 31, 2019
Road Committed Values are Grouped by Project

Road Number	Road Number	Road Name	Mileage	Preliminary Engineering	Advanced to Construction	% of Construction Completed
Horry			147.776	\$1,004,948	\$63,227,108	
Pavements			94.279	\$0	\$54,711,194	43%
			6.110	\$0	\$1,074,350	100%
	SC 9	Hwy 9	6.110		\$1,074,350	
			9.090	\$0	\$1,526,584	100%
	US 701	N Hwy 701	4.718		\$0	
	US 701	Hwy 701 Byp	0.132		\$0	
	SC 905	N Hwy 905	4.120		\$1,526,584	
	US 701 BYP	Hwy 701 Byp	0.120		\$0	
			5.550	\$0	\$818,216	100%
	S- 102	Daisy Rd	1.620		\$818,216	
	S- 32	Vaught Rd	0.790		\$0	
	S- 548	Four Mile Rd	3.130		\$0	
	S- 548	Hwy 548	0.010		\$0	
			6.180	\$0	\$2,534,926	27%
	S- 196	N Oak St	1.270		\$2,534,926	
	S- 559	Kings Rd	1.890		\$0	
	S- 96	Palmetto St	0.290		\$0	
	S- 99	Lake Swamp Rd	2.730		\$0	
			6.320	\$0	\$1,973,103	27%
	SC 905	Hwy 905	4.270		\$0	
	SC 410	S Green Sea Rd	0.610		\$1,973,103	
	SC 9 BUS	N Green Sea Rd	1.440		\$0	
			4.700	\$0	\$5,346,856	27%
	SC 9	E Hwy 9	4.700		\$5,346,856	
			10.229	\$0	\$13,983,086	36%
	US 17	N Hwy 17	1.447		\$13,983,086	
	US 17	Hwy 17	5.062		\$0	
	US 501	W Hwy 501	3.720		\$0	
			13.860	\$0	\$14,714,803	9%
	US 17	N Hwy 17 Byp	7.560		\$14,714,803	
	US 501	Church St	1.335		\$0	
	US 501	E Hwy 501	4.965		\$0	
			2.430	\$0	\$240,061	6%
	S- 393	Edgewood Dr	0.010		\$0	
	S- 393	Watson Ave	0.400		\$0	
	S- 393	Baldwin Ave	0.340		\$0	
	S- 1250	Nelson Rd	0.510		\$240,061	
	S- 992	Burcale Rd	1.170		\$0	
			6.930	\$0	\$2,134,346	6%
	S- 1338	Mccormick Rd	1.410		\$2,134,346	
	S- 140	West Dogwood Rd	4.720		\$0	
	S- 263	38Th Ave N	0.800		\$0	
			2.230	\$0	\$311,448	6%
	S- 420	Log Cabin Rd	2.230		\$311,448	
			1.660	\$0	\$1,685,210	6%
	US 17	N Hwy 17	1.314		\$0	
	US 17	S Hwy 17	0.346		\$1,685,210	
			4.170	\$0	\$190,979	92%
	S- 548	Hwy 548	2.280		\$190,979	
	S- 669	Louisville Rd	1.890		\$0	
			2.890	\$0	\$616,424	92%
	S- 57	S Hwy 57	2.890		\$616,424	
			7.830	\$0	\$2,270,995	92%
	SC 31	Carolina Bays Pky	7.830		\$2,270,995	
			2.840	\$0	\$5,142,171	0%
	SC 544	Hwy 544	2.840		\$5,142,171	
			1.260	\$0	\$147,635	69%
	SC 9	E Hwy 9	1.260		\$147,635	
Rural Road Safety			53.497	\$1,004,948	\$8,515,914	
			10.206	\$889,035	\$0	0%
	US 701	S Hwy 701	10.206		\$0	

New Gas Tax Trust Fund

Project List Report as of October 31, 2019
Road Committed Values are Grouped by Project

Road Number	Road Number	Road Name	Mileage	Preliminary Engineering	Advanced to Construction	% of Construction Completed
	SC 90	Hwy 90	7.271	\$105,913	\$0	0%
			7.271		\$0	
			10.000	\$0	\$7,565,247	100%
	SC 9	E Hwy 9 Bus	2.070		\$0	
	SC 9	E Hwy 9 Byp	5.190		\$7,565,247	
	SC 9	W Hwy 9	2.740		\$0	
			4.700	\$0	\$928,118	27%
	SC 9	E Hwy 9	4.700		\$928,118	
			10.200	\$0	\$0	0%
	US 701	S Hwy 701	10.200		\$0	
0030684X			1.120	\$0	\$22,548	99%
	US 701	S Hwy 701	1.120		\$22,548	
			10.000	\$10,000	\$0	
	SC 22	Hwy 22	10.000	\$10,000	\$0	

New Gas Tax Trust Fund

Project List Report as of October 31, 2019
Road Committed Values are Grouped by Project

Road Number	Road Number	Road Name	Mileage	Preliminary Engineering	Advanced to Construction	% of Construction Completed
Jasper			106.940	\$8,128,863	\$22,916,297	
Pavements			50.700	\$3,567,863	\$14,816,939	
			6.760	\$0	\$3,841,025	100%
	US 321	Cotton Hill Rd	6.660		\$0	
	US 321	Deerfield Rd	0.100		\$3,841,025	
			2.550	\$0	\$1,861,825	100%
	US 278	Independence Blvd	2.550		\$1,861,825	
			0.850	\$0	\$486,891	100%
	S- 119	Sand Hills Rd	0.850		\$486,891	
			5.780	\$0	\$746,966	77%
	US 17	Jacob Smart Blvd	2.326		\$0	
	US 17	Kato Bay Rd	0.314		\$0	
	SC 462	Coosaw Scenic Dr	3.140		\$746,966	
			2.080	\$0	\$258,712	77%
	US 17	Kings Hwy	1.480		\$258,712	
	US 321	Deerfield Rd	0.600		\$0	
			1.140	\$0	\$134,372	77%
	S- 13	Bees Creek Rd	1.140		\$134,372	
			1.480	\$14,627	\$0	0%
	US 17	Kings Hwy	1.480		\$0	
			4.260	\$42,101	\$0	0%
	US 17	Jacob Smart Blvd	4.260		\$0	
			8.900	\$0	\$4,153,229	93%
	US 17	Speedway Blvd	8.369		\$4,153,229	
	US 17	Whyte Hardee Blvd	0.531		\$0	
			0.600	\$0	\$377,881	46%
	S- 119	Sand Hills Rd	0.600		\$377,881	
			1.630	\$0	\$195,543	46%
	S- 32	Green St	1.190		\$0	
	S- 45	Malphrus St	0.090		\$0	
	S- 279	Forrest Dr	0.350		\$195,543	
			0.690	\$0	\$207,610	63%
	S- 442	Argent Blvd	0.685		\$0	
	S- 442		0.005		\$207,610	
			5.040	\$0	\$881,609	63%
	US 17	Kato Bay Rd	1.640		\$0	
	SC 462	Coosaw Scenic Dr	3.400		\$881,609	
			1.940	\$0	\$1,671,277	0%
	SC 315	Okatie Hwy	1.940		\$1,671,277	
			0.700	\$467,158	\$0	0%
	S- 119	Sand Hills Rd	0.700		\$0	
			1.360	\$199,621	\$0	0%
	S- 22	Tarboro Rd	1.360		\$0	
			4.060	\$2,732,409	\$0	0%
	SC 315	Okatie Hwy	4.060		\$0	
			0.880	\$111,947	\$0	
	S- 141	John Smith Rd	0.880	\$111,947	\$0	
Rural Road Safety			53.990	\$2,086,000	\$8,099,358	64%
			6.760	\$0	\$541,651	100%
	US 321	Cotton Hill Rd	6.660		\$0	
	US 321	Deerfield Rd	0.100		\$541,651	
			24.480	\$1,000,000	\$0	0%
	US 321	Cotton Hill Rd	11.920		\$0	
	US 321	Deerfield Rd	12.560		\$0	
			8.900	\$0	\$7,557,708	93%
	US 17	Speedway Blvd	8.369		\$7,557,708	
	US 17	Whyte Hardee Blvd	0.531		\$0	
			13.850	\$1,086,000	\$0	0%
	US 321	Cotton Hill Rd	11.920		\$0	
	US 321	Deerfield Rd	1.930		\$0	

New Gas Tax Trust Fund

Project List Report as of October 31, 2019
Road Committed Values are Grouped by Project

Road Number	Road Number	Road Name	Mileage	Preliminary Engineering	Advanced to Construction	% of Construction Completed
Bridges			2.250	\$2,475,000	\$0	0%
			0.750	\$1,375,000	\$0	0%
	I- 95 S	Interstate 95	0.750		\$0	
			1.500	\$1,100,000	\$0	0%
	I- 95 S	Interstate 95	1.500		\$0	

New Gas Tax Trust Fund

Project List Report as of October 31, 2019
Road Committed Values are Grouped by Project

Road Number	Road Number	Road Name	Mileage	Preliminary Engineering	Advanced to Construction	% of Construction Completed
Kershaw			70.360	\$5,382,539	\$9,494,872	
Pavements			59.370	\$4,112,207	\$9,494,872	
			3.900	\$0	\$1,452,437	100%
	SC 261	Boykin Rd	3.820		\$0	
	SC 261		0.080		\$1,452,437	
			2.730	\$0	\$1,182,456	100%
	S- 15	Old Stagecoach Rd	1.840		\$1,182,456	
	S- 217	Bull St	0.350		\$0	
	S- 542	Roberts St	0.540		\$0	
			4.500	\$0	\$378,395	88%
	US 1	Jefferson Davis Hwy	0.831		\$0	
	US 1	Highway 1 N	3.669		\$378,395	
			4.780	\$0	\$633,263	88%
	SC 97	John G Richards Rd	4.780		\$633,263	
			2.790	\$0	\$171,153	100%
	S- 87	Mill Creek Rd	2.790		\$171,153	
			3.560	\$0	\$324,936	0%
	S- 187	King St	0.700		\$324,936	
	S- 235	Church St	0.960		\$0	
	S- 328	Holland Rd	1.900		\$0	
			4.220	\$0	\$1,207,764	0%
	S- 20	Lockhart Rd	4.220		\$1,207,764	
			2.280	\$0	\$832,496	0%
	SC 903	Mcbee Hwy	2.280		\$832,496	
			3.420	\$0	\$1,824,559	0%
	US 601	Highway 601 South	3.420		\$1,824,559	
			5.380	\$0	\$406,452	54%
	S- 55	Springvale Rd	5.380		\$406,452	
			4.020	\$0	\$475,447	54%
	SC 34	Bishopville Hwy	1.480		\$0	
	SC 157	Jones Rd	2.540		\$475,447	
			3.060	\$0	\$605,514	54%
	US 1	Highway 1 South	2.769		\$605,514	
	US 1	West Dekalb St	0.291		\$0	
			4.770	\$1,282,195	\$0	
	S- 15	Old Stagecoach Rd	4.770	\$1,282,195	\$0	
			4.960	\$480,065	\$0	
	S- 48	Bowen St	3.460	\$480,065	\$0	
	S- 700	Leslie Branham Rd	1.500	\$0	\$0	
			5.000	\$2,349,947	\$0	
	US 1	Highway 1 South	5.000	\$2,349,947	\$0	
Rural Road Safety			10.990	\$1,270,333	\$0	0%
	US 521	Sumter Hwy	4.790	\$647,833	\$0	0%
			4.790		\$0	
			1.740	\$585,000	\$0	0%
	US 521	Sumter Hwy	0.760		\$0	
	US 601	Highway 601 South	0.430		\$0	
	SC 97	John G Richards Rd	0.550		\$0	
			2.950	\$37,500	\$0	0%
	SC 903	Mcbee Hwy	2.950		\$0	
			1.510	\$0	\$0	0%
	SC 97	John G Richards Rd	1.510		\$0	

New Gas Tax Trust Fund

Project List Report as of October 31, 2019
Road Committed Values are Grouped by Project

Road Number	Road Number	Road Name	Mileage	Preliminary Engineering	Advanced to Construction	% of Construction Completed
Lancaster			100.578	\$1,118,845	\$25,982,685	
Pavements			52.497	\$191,345	\$19,372,991	
			2.280	\$0	\$1,328,136	82%
	S- 218	N Plantation Rd	0.530		\$1,328,136	
	S- 292	N Plantation Rd	0.690		\$0	
	S- 41	Dobys Bridge Rd	0.830		\$0	
	S- 45	S Wylie St	0.230		\$0	
			1.710	\$0	\$912,668	82%
	US 601	Gold Mine Hwy	1.710		\$912,668	
			0.540	\$0	\$295,376	75%
	US 521	Charlotte Hwy	0.540		\$295,376	
			1.320	\$0	\$69,988	100%
	S- 755	W North Corner Rd	1.320		\$69,988	
			2.100	\$0	\$3,450,819	0%
	SC 9	Chester Hwy	0.324		\$3,450,819	
	SC 9	Hwy 9 Byp W Byp	1.776		\$0	
			5.290	\$0	\$2,910,332	82%
	SC 903	Flat Creek Rd	5.290		\$2,910,332	
			0.490	\$0	\$388,363	77%
	S- 2	S Main St	0.315		\$388,363	
	S- 2	N Main St	0.175		\$0	
			5.130	\$0	\$1,857,492	88%
	S- 42	Barberville Rd	2.700		\$1,857,492	
	S- 420	Colony Rd	1.130		\$0	
	S- 836	Burke Duncan Rd	1.300		\$0	
			0.770	\$0	\$282,547	75%
	US 521	Charlotte Hwy	0.770		\$282,547	
			1.060	\$0	\$152,661	75%
	S- 64	Harrisburg Rd	1.060		\$152,661	
			11.300	\$0	\$3,210,916	39%
	US 521	Charlotte Hwy	11.300		\$3,210,916	
			5.310	\$0	\$501,504	92%
	S- 284	Old Camden Hwy	5.310		\$501,504	
			2.120	\$0	\$222,663	88%
	S- 36	Potter Rd	2.120		\$222,663	
			2.860	\$0	\$531,593	88%
	SC 5	Rock Hill Hwy	2.858		\$531,593	
	SC 5	Ramp Ramp	0.002		\$0	
			1.887	\$0	\$967,015	0%
	S- 218	Forest Dr	0.620		\$0	
	S- 45	Wylie St	0.150		\$0	
	S- 135	W Springs St	0.550		\$967,015	
	S- 135	E Springs St	0.300		\$0	
	S- 268	W Barr St	0.267		\$0	
			5.860	\$0	\$2,290,917	0%
	SC 903	Flat Creek Rd	5.860		\$2,290,917	
			2.470	\$191,345	\$0	
	S- 13	Kershaw Country Club Rd	2.470	\$191,345	\$0	
Rural Road Safety			48.077	\$87,500	\$6,609,693	26%
			10.967	\$50,000	\$0	0%
	SC 9	Pageland Hwy	10.967		\$0	
			11.300	\$0	\$6,609,693	39%
	US 521	Charlotte Hwy	11.300		\$6,609,693	
			7.050	\$0	\$0	0%
	SC 97	Cedar Creek Rd	7.050		\$0	
			8.590	\$37,500	\$0	0%
	SC 903	Flat Creek Rd	8.590		\$0	
			10.170	\$0	\$0	0%
	SC 97	Great Falls Hwy	0.240		\$0	
	SC 97	Cedar Creek Rd	9.930		\$0	

New Gas Tax Trust Fund

Project List Report as of October 31, 2019
Road Committed Values are Grouped by Project

Road Number	Road Number	Road Name	Mileage	Preliminary Engineering	Advanced to Construction	% of Construction Completed
Bridges			0.004	\$840,000	\$0	0%
	S- 47	Baskins Hill Rd	0.004	\$840,000	\$0	0%
			0.004		\$0	

New Gas Tax Trust Fund

Project List Report as of October 31, 2019
Road Committed Values are Grouped by Project

Road Number	Road Number	Road Name	Mileage	Preliminary Engineering	Advanced to Construction	% of Construction Completed
Laurens			109.420	\$1,384,999	\$14,385,393	
Pavements			74.550	\$471,647	\$11,903,913	
			6.150	\$0	\$3,285,351	15%
	SC 56	Hwy 56 S	5.890		\$3,285,351	
	SC 56	Jacobs Hwy	0.260		\$0	
			2.700	\$0	\$1,258,721	15%
	S- 53	Fleming St Ext	1.330		\$1,258,721	
	S- 53	Torrington Rd	1.370		\$0	
			5.510	\$0	\$56,693	100%
	US 76	E Main St	0.407		\$0	
	US 76	Hwy 76 E	2.483		\$0	
	US 76	Hwy 76 W	2.620		\$56,693	
			3.030	\$0	\$690,267	100%
	SC 72	Hwy 72 W	3.030		\$690,267	
			4.220	\$0	\$390,954	100%
	S- 47	Power House Rd	1.260		\$390,954	
	S- 6	Indian Mound Rd	2.960		\$0	
			5.940	\$0	\$551,338	6%
	S- 110	Sawmill Rd	4.540		\$551,338	
	S- 730	Abercrombie Rd	1.400		\$0	
			0.610	\$0	\$482,938	6%
	S- 365	Torrington Rd	0.610		\$482,938	
			0.930	\$0	\$1,023,718	6%
	SC 56 BUS	S Broad St	0.930		\$1,023,718	
			2.440	\$0	\$1,921,006	6%
	US 221	N Harper St	1.350		\$1,921,006	
	US 221	Lucas Ave	0.630		\$0	
	US 221	Hwy 221 N	0.460		\$0	
			7.100	\$0	\$38,953	100%
	S- 114	Stagecoach Rd	3.000		\$38,953	
	S- 161	Mills St	0.770		\$0	
	S- 115	Pamela Ln	0.290		\$0	
	S- 115	Longview Dr	0.520		\$0	
	S- 60	E Farley Av	1.670		\$0	
	S- 705	Scuffletown Rd	0.850		\$0	
			12.200	\$0	\$71,081	100%
	SC 49	Hwy 49	8.510		\$71,081	
	SC 66	Whitmire Hwy	3.690		\$0	
			1.210	\$0	\$714,164	14%
	S- 33	Old Laurens/Greenwood Hwy	1.210		\$714,164	
			1.850	\$0	\$192,203	100%
	S- 704	Pennington Rd	1.850		\$192,203	
			4.050	\$0	\$1,161,489	100%
	US 25	Hwy 25	4.050		\$1,161,489	
			14.420	\$0	\$65,037	0%
	S- 71	E Maple St	1.010		\$0	
	S- 54	Neely Ferry Rd	8.060		\$0	
	S- 307	Todd Quarter Rd	5.350		\$65,037	
			2.190	\$471,647	\$0	
	SC 72	Hwy 72 W	2.190	\$471,647	\$0	
Rural Road Safety			34.870	\$913,352	\$2,481,480	1%
			10.000	\$0	\$0	0%
	US 221	221 S	0.383		\$0	
	US 221	Hwy 221 S	8.657		\$0	
	US 221	Hwy 72 W	0.960		\$0	
			2.400	\$0	\$2,481,480	7%
	US 25	Hwy 25	2.400		\$2,481,480	
			3.460	\$650,000	\$0	0%
	I- 26	Interstate 26	3.460		\$0	
			5.067	\$117,000	\$0	0%
	US 221	Hwy 221 S	5.067		\$0	

New Gas Tax Trust Fund

Project List Report as of October 31, 2019

Road Committed Values are Grouped by Project

Road Number	Road Number	Road Name	Mileage	Preliminary Engineering	Advanced to Construction	% of Construction Completed
	US 76	Hwy 76 W	13.943	\$146,352	\$0	0%
			13.943		\$0	

New Gas Tax Trust Fund

Project List Report as of October 31, 2019
Road Committed Values are Grouped by Project

Road Number	Road Number	Road Name	Mileage	Preliminary Engineering	Advanced to Construction	% of Construction Completed
Lee			26.370	\$2,573,964	\$4,849,144	
Pavements			26.370	\$2,573,964	\$4,849,144	
			1.780	\$0	\$1,003,786	17%
	SC 441	Woodrow Rd	0.780		\$1,003,786	
	SC 527	Elliott Hwy	1.000		\$0	
			3.400	\$0	\$850,490	100%
	S- 28	Manville_ St Charles Rd	3.400		\$850,490	
			2.530	\$0	\$423,043	100%
	US 76	Hwy 76 W	2.530		\$423,043	
			0.700	\$0	\$145,589	100%
	S- 111	Dixon Dr	0.320		\$0	
	S- 111	Dixon Rd	0.380		\$145,589	
			2.820	\$0	\$268,868	0%
	S- 13	Ashland-Stokes Bridge Rd	1.740		\$268,868	
	S- 257	Scarborough St	0.160		\$0	
	S- 378	Mcguirt Rd	0.864		\$0	
	S- 378		0.056		\$0	
			4.440	\$0	\$1,044,164	0%
	S- 21	Lucknow Rd	4.440		\$1,044,164	
			2.260	\$0	\$1,113,204	0%
	SC 527	Elliott Hwy	2.260		\$1,113,204	
			2.550	\$215,038	\$0	
	S- 109	Swimming Pen Rd	2.550	\$215,038	\$0	
			3.840	\$1,212,127	\$0	
	S- 21	Lucknow Rd	0.420	\$0	\$0	
	S- 21	Old Camden Rd	2.920	\$0	\$0	
	S- 14	Kelly Bridge Rd E	0.500	\$1,212,127	\$0	
			2.050	\$1,146,799	\$0	
	SC 341	Lynchburg Hwy	2.050	\$1,146,799	\$0	

New Gas Tax Trust Fund

Project List Report as of October 31, 2019
Road Committed Values are Grouped by Project

Road Number	Road Number	Road Name	Mileage	Preliminary Engineering	Advanced to Construction	% of Construction Completed
Lexington			177.570	\$869,564	\$72,534,346	
Pavements			128.070	\$869,564	\$25,200,144	
			1.920	\$0	\$824,892	33%
	S- 486	Beechwoods Dr	1.920		\$824,892	
			0.250	\$0	\$237,086	33%
	US 1	W Main St	0.250		\$237,086	
			6.280	\$0	\$2,382,416	33%
	S- 77	Two Notch Rd	2.490		\$0	
	S- 113	Counts Ferry Rd	1.990		\$2,382,416	
	S- 73	Fish Hatchery Rd	1.800		\$0	
			0.430	\$0	\$409,840	33%
	US 21	Charleston Hwy	0.430		\$409,840	
			2.570	\$0	\$1,272,966	33%
	SC 113	Wagner Hwy	2.570		\$1,272,966	
			3.380	\$0	\$178,493	100%
	US 1	E Main St	0.943		\$178,493	
	US 1	Augusta Rd	1.557		\$0	
	US 321	S Church St	0.500		\$0	
	US 321	Savannah Hwy	0.380		\$0	
			3.660	\$0	\$254,263	100%
	SC 692	E 5Th St	0.295		\$254,263	
	SC 692	Redmond Mill Rd	3.365		\$0	
			15.340	\$0	\$475,004	100%
	S- 70	Two Notch Rd	2.840		\$0	
	S- 243	Nazareth Rd	2.990		\$475,004	
	S- 278	Calks Ferry Rd	6.740		\$0	
	S- 77	Two Notch Rd	2.770		\$0	
			4.120	\$0	\$1,805,080	33%
	US 1	W Columbia Ave	2.140		\$1,805,080	
	US 1	E Columbia Ave	1.980		\$0	
			20.000	\$0	\$5,206,124	89%
	US 178	Fairview Rd	19.810		\$5,206,124	
	US 178	Main St	0.190		\$0	
			13.400	\$0	\$1,426,365	46%
	SC 302	Edmund Hwy	7.910		\$0	
	SC 302	Pine St	5.490		\$1,426,365	
			14.150	\$0	\$241,521	100%
	S- 77	Two Notch Rd	3.870		\$0	
	S- 24	Main St	1.139		\$0	
	S- 24	Peach Festival Rd	0.721		\$0	
	S- 165	Memorial Dr	0.020		\$241,521	
	S- 165	Sox St	0.580		\$0	
	S- 204	Saint Peters Rd	0.760		\$0	
	S- 204	Charter Oak Rd	0.920		\$0	
	S- 204	Pisgah Church Rd	2.650		\$0	
	S- 204	Longs Pond Rd	0.530		\$0	
	S- 56	Alexander Rd	0.547		\$0	
	S- 56	Axtell Dr	0.013		\$0	
	S- 626	Industrial Dr	2.397		\$0	
	S- 626	Glassmaster Rd	0.003		\$0	
			4.580	\$0	\$119,222	100%
	S- 28	Andrew Corley Rd	0.300		\$0	
	S- 28	Midway Rd	1.470		\$0	
	S- 28	Hope Ferry Rd	0.060		\$0	
	S- 17	Mitchell St	0.710		\$119,222	
	S- 1764	Woodberry Rd	1.090		\$0	
	S- 738	Andrew Corley Rd	0.950		\$0	
			3.000	\$0	\$41,416	100%
	SC 6	S Lake Dr	2.800		\$0	
	SC 35	12Th St Ext	0.200		\$41,416	
			1.520	\$0	\$355,574	0%
	S- 34	Platt Springs Rd	1.520		\$355,574	
			3.420	\$0	\$135,119	93%
	S- 624	James Dunbar Rd	3.420		\$135,119	

New Gas Tax Trust Fund

Project List Report as of October 31, 2019
Road Committed Values are Grouped by Project

Road Number	Road Number	Road Name	Mileage	Preliminary Engineering	Advanced to Construction	% of Construction Completed
	SC 6	N Lake Dr	0.800	\$0	\$162,420	0%
			0.800		\$162,420	
	US 321	S Main St	3.400	\$0	\$291,713	0%
	US 321	Southbound Rd	0.113		\$0	
	US 321		3.180		\$291,713	
	US 321		0.107		\$0	
	S- 120	W 1St St	7.460	\$0	\$818,218	0%
	S- 1172	Amick St	0.200		\$0	
	S- 1105	Terrace View Dr	0.180		\$0	
	S- 1163	Hudson Ave	0.430		\$818,218	
	S- 1190	Fiddler Branch Rd	0.250		\$0	
	S- 1190 SPR	Lost Spring Rd	0.630		\$0	
	S- 132 SPR	Railroad Ave	0.270		\$0	
	S- 1561	Challedon Dr	0.810		\$0	
	S- 1648	Shadowbrook Dr	0.280		\$0	
	S- 460	Aiken St	0.590		\$0	
	S- 460	Chinquapin St	0.091		\$0	
	S- 577	Smith St	0.339		\$0	
	S- 61	Harmon St	0.130		\$0	
	S- 739	Chicorana Rd	0.630		\$0	
	S- 774	Neely Wingard Rd	0.230		\$0	
	S- 774		2.400		\$0	
	S- 24	Peach Festival Rd	5.500	\$0	\$2,415,892	0%
	S- 73	Fish Hatchery Rd	1.990		\$0	
	S- 233	Wessinger Rd	0.940		\$0	
			2.570		\$2,415,892	
	SC 6	S Lake Dr	3.680	\$0	\$2,787,230	0%
	US 1	Augusta Hwy	0.870		\$2,787,230	
			2.810		\$0	
	US 21	Charleston Hwy	0.420	\$0	\$484,254	0%
			0.420		\$484,254	
	US 378	Highway 378	3.210	\$0	\$2,875,037	0%
	US 378		3.160		\$2,875,037	
	US 378		0.050		\$0	
	S- 157	Old Lexington Rd	3.360	\$245,835	\$0	
	S- 157	Cedar Grove Rd	1.960	\$245,835	\$0	
	S- 157		1.400	\$0	\$0	
	SC 6	N Lake Dr	2.220	\$623,728	\$0	
	SC 6		2.220	\$623,728	\$0	
	Rural Road Safety		38.400	\$0	\$12,959,871	56%
	US 178	Fairview Rd	20.000	\$0	\$8,038,923	89%
	US 178	Main St	19.810		\$8,038,923	
	US 178		0.190		\$0	
	SC 302	Edmund Hwy	13.400	\$0	\$4,920,949	46%
	SC 302	Pine St	7.910		\$0	
	SC 302		5.490		\$4,920,949	
	I- 20	Interstate 20	5.000	\$0	\$0	0%
	I- 20		5.000		\$0	
	Interstate Upgrade		11.100	\$0	\$34,374,331	56%
	I- 20	Interstate 20	11.100	\$0	\$34,374,331	56%
	I- 20		11.100		\$34,374,331	

New Gas Tax Trust Fund

Project List Report as of October 31, 2019
Road Committed Values are Grouped by Project

Road Number	Road Number	Road Name	Mileage	Preliminary Engineering	Advanced to Construction	% of Construction Completed
Marion			26.739	\$3,087,202	\$7,602,547	
Pavements			26.739	\$3,087,202	\$7,602,547	
			1.850	\$0	\$2,273,914	100%
	US 501	S Highway 501	1.848		\$0	
	US 501	N Hwy 501	0.002		\$2,273,914	
			2.740	\$0	\$891,740	100%
	S- 19	Bluff Rd	2.740		\$891,740	
			1.450	\$0	\$359,210	100%
	US 76	E Hwy 76	1.450		\$359,210	
			3.080	\$0	\$684,696	100%
	SC 41	S Hwy 41	1.430		\$684,696	
	US 501 BUS	N Hwy 501 Bus	1.650		\$0	
			1.349	\$0	\$263,669	100%
	S- 25	Wahee Rd	1.349		\$263,669	
			0.340	\$0	\$217,602	93%
	S- 19	Bluff St	0.340		\$217,602	
			1.210	\$0	\$433,480	93%
	S- 31	Old Stage Rd	1.210		\$433,480	
			2.550	\$0	\$249,751	93%
	S- 40	Terrell'S Bay Rd	2.550		\$249,751	
			1.330	\$0	\$1,254,946	93%
	US 501	S Highway 501	1.330		\$1,254,946	
			1.080	\$0	\$199,096	100%
	S- 45	Maiden Down Rd	1.080		\$199,096	
			2.360	\$0	\$774,443	100%
	US 76	E Hwy 76	2.360		\$774,443	
			2.450	\$852,648	\$0	
	S- 202	Drew Rd	2.450	\$852,648	\$0	
			2.420	\$247,379	\$0	
	S- 40	Terrell'S Bay Rd	2.420	\$247,379	\$0	
			2.530	\$1,987,175	\$0	
	US 501	S Highway 501	0.900	\$0	\$0	
	SC 576	Hwy 576	1.630	\$1,987,175	\$0	

New Gas Tax Trust Fund

Project List Report as of October 31, 2019
Road Committed Values are Grouped by Project

Road Number	Road Number	Road Name	Mileage	Preliminary Engineering	Advanced to Construction	% of Construction Completed
Marlboro			35.170	\$0	\$10,594,481	31%
Pavements			35.170	\$0	\$10,594,481	31%
			2.460	\$0	\$1,940,016	100%
	SC 38	Hwy 38 Byp S	0.210		\$0	
	SC 38	Hwy 38 S	2.250		\$1,940,016	
			1.840	\$0	\$636,102	100%
	S- 50	Zion Rd	1.840		\$636,102	
			1.100	\$0	\$470,136	100%
	US 1	Hwy 9 W	1.100		\$470,136	
			5.780	\$0	\$743,284	100%
	US 15	Hwy 15-401 W	5.780		\$743,284	
			0.640	\$0	\$127,723	100%
	S- 564	Polston Rd	0.640		\$127,723	
			4.110	\$0	\$406,228	17%
	S- 339	Palmetto Chase Rd	1.340		\$0	
	S- 202	Mcqueen Ln	1.460		\$406,228	
	S- 627	Carroway St	0.350		\$0	
	S- 704	Arthur Smith St	0.290		\$0	
	S- 819	Sulgrave Rd	0.670		\$0	
			2.440	\$0	\$602,291	17%
	S- 55	Hickory Grove Rd	2.440		\$602,291	
			1.230	\$0	\$1,295,359	17%
	SC 9	Hwy 9 W	1.230		\$1,295,359	
			2.840	\$0	\$448,464	55%
	SC 9	Hwy 9 E	2.840		\$448,464	
			2.420	\$0	\$380,599	55%
	US 1	Hwy 1	2.420		\$380,599	
			6.400	\$0	\$1,077,655	0%
	S- 257	Aaron Temple Ch Rd	2.490		\$1,077,655	
	S- 263	Step Rd	2.010		\$0	
	S- 262	Delta Height Rd	1.900		\$0	
			1.970	\$0	\$620,375	0%
	S- 57	W High St	0.358		\$0	
	S- 57	Hunts Bluff Rd	0.152		\$0	
	S- 55	Hickory Grove Rd	1.460		\$620,375	
			1.940	\$0	\$1,846,250	0%
	SC 9	Hwy 9 W	1.480		\$1,846,250	
	SC 9	Cottingham Blvd S	0.460		\$0	

New Gas Tax Trust Fund

Project List Report as of October 31, 2019
Road Committed Values are Grouped by Project

Road Number	Road Number	Road Name	Mileage	Preliminary Engineering	Advanced to Construction	% of Construction Completed
Mccormick			29.000	\$352,306	\$3,151,524	
Pavements			29.000	\$352,306	\$3,151,524	
			1.530	\$0	\$128,557	100%
	US 221	Clarks Hii Hwy	0.456		\$128,557	
	US 221	Clarks Hill Hwy	1.074		\$0	
			1.500	\$0	\$765,413	54%
	SC 28	Hwy 28 N	1.500		\$765,413	
			0.970	\$0	\$374,495	54%
	S- 11	S Main St	0.970		\$374,495	
			3.920	\$0	\$531,748	100%
	SC 28	Hwy 28 S	3.920		\$531,748	
			0.820	\$0	\$144,501	100%
	S- 22	Whitetown Rd	0.820		\$144,501	
			2.340	\$0	\$14,681	100%
	S- 7	Hwy 7	2.340		\$14,681	
			3.730	\$0	\$20,648	100%
	US 378	Hwy 378 E	3.730		\$20,648	
			2.740	\$0	\$312,186	100%
	SC 28	Hwy 28 S	2.740		\$312,186	
			0.280	\$0	\$108,275	100%
	US 221	Hwy 28 S	0.280		\$108,275	
			7.140	\$0	\$288,418	0%
	S- 122	Mccormick Ave	0.210		\$288,418	
	S- 91	Fort Charlotte Rd	4.470		\$0	
	S- 95	Depot St	0.070		\$0	
	S- 95		0.030		\$0	
	S- 145	Hammond St	0.210		\$0	
	S- 168	Hester Bottoms Rd	1.900		\$0	
	S- 259	Self St	0.064		\$0	
	S- 259		0.026		\$0	
	S- 303	Depot St	0.160		\$0	
			1.330	\$0	\$462,600	0%
	US 221	Hwy 28 S	1.330		\$462,600	
			2.700	\$352,306	\$0	
	SC 81	Hwy 81	2.700	\$352,306	\$0	

New Gas Tax Trust Fund

Project List Report as of October 31, 2019
Road Committed Values are Grouped by Project

Road Number	Road Number	Road Name	Mileage	Preliminary Engineering	Advanced to Construction	% of Construction Completed
Newberry			66.660	\$75,000	\$11,124,942	54%
Pavements			48.380	\$0	\$11,124,942	60%
	US 176	Us176	3.700	\$0	\$2,077,136	61%
					\$2,077,136	
			3.100	\$0	\$1,318,557	15%
	S- 38	Jollystreet Rd	3.100		\$1,318,557	
			8.310	\$0	\$29,264	100%
	SC 34	Sc34	3.740		\$29,264	
	SC 391	Sc391	4.570		\$0	
			3.170	\$0	\$12,725	100%
	S- 15	Dreher Island Rd	1.160		\$12,725	
	S- 571	Amicks Landing Rd	0.110		\$0	
	S- 571	State Park Rd	1.900		\$0	
			2.150	\$0	\$269,730	100%
	S- 28	Broad River Rd	2.150		\$269,730	
			1.130	\$0	\$340,463	100%
	SC 34	Dixie Dr	1.130		\$340,463	
			4.410	\$0	\$345,273	100%
	S- 28	Broad River Rd	2.860		\$0	
	S- 28	Church St	0.540		\$0	
	S- 28	R Stoudemayer Rd	0.320		\$345,273	
	S- 28	Mulberry St	0.120		\$0	
	S- 28	River St	0.540		\$0	
	S- 28		0.030		\$0	
			0.440	\$0	\$207,261	100%
	US 176	Sc121	0.440		\$207,261	
			3.150	\$0	\$343,643	0%
	S- 354	Beagle Run Rd	1.170		\$343,643	
	S- 575	Nursery Rd	1.980		\$0	
			2.500	\$0	\$1,097,887	0%
	S- 38	Jollystreet Rd	2.500		\$1,097,887	
			3.140	\$0	\$2,997,053	0%
	SC 72	Church St	0.960		\$0	
	SC 72	Sc72	1.820		\$2,997,053	
	SC 72	Union St	0.360		\$0	
			3.420	\$0	\$2,041,026	0%
	US 176	Us176	2.051		\$0	
	US 176	Sc121	1.369		\$2,041,026	
			9.760	\$0	\$44,924	0%
	US 76	Main St	0.646		\$0	
	US 76	Us76	6.394		\$0	
	SC 213	Parr Rd	2.720		\$44,924	
Rural Road Safety			18.280	\$75,000	\$0	0%
	I- 26	Interstate 26	8.280	\$0	\$0	0%
			8.280		\$0	
			10.000	\$75,000	\$0	0%
	SC 34	Sc34	10.000		\$0	

New Gas Tax Trust Fund

Project List Report as of October 31, 2019
Road Committed Values are Grouped by Project

Road Number	Road Number	Road Name	Mileage	Preliminary Engineering	Advanced to Construction	% of Construction Completed
Oconee			116.675	\$1,171,963	\$18,532,070	53%
Pavements			62.880	\$0	\$18,225,126	62%
			1.030	\$0	\$680,156	100%
	S- 155	E South 2Nd St	0.580		\$680,156	
	S- 610	Daniel Ave	0.450		\$0	
			8.440	\$0	\$593,752	79%
	SC 182	Oakway Rd	3.730		\$593,752	
	SC 59	Tokeena Rd	4.697		\$0	
	SC 59	S Oak St	0.013		\$0	
			1.710	\$0	\$1,592,450	100%
	US 76	Byp 123	1.710		\$1,592,450	
			3.470	\$0	\$1,940,717	100%
	US 123	Toccoa Hwy	3.470		\$1,940,717	
			0.950	\$0	\$1,464,332	100%
	S- 63	W South 4Th St	0.950		\$1,464,332	
			4.660	\$0	\$338,946	79%
	S- 65	J P Stevens Rd	0.080		\$0	
	S- 65	Martin Creek Rd	3.040		\$0	
	S- 21	Friendship Rd	1.540		\$338,946	
			1.460	\$0	\$415,954	79%
	US 76	Clemson Blvd	1.460		\$415,954	
			1.110	\$0	\$1,092,934	42%
	S- 488	Wells Hwy	1.110		\$1,092,934	
			3.330	\$0	\$448,654	42%
	S- 66	W Pine Grove Rd	1.620		\$448,654	
	S- 85	Greer Rd	0.400		\$0	
	S- 85	S South Union Rd	1.230		\$0	
	S- 85 CON	Boat Ramp Rd	0.080		\$0	
			2.030	\$0	\$2,046,278	42%
	SC 11	Sc 11	2.030		\$2,046,278	
			6.760	\$0	\$6,093,961	42%
	US 76	E Main St	1.670		\$0	
	US 76	Toccoa Hwy	0.060		\$6,093,961	
	US 76	W Windsor St	0.440		\$0	
	US 76	E Windsor St	0.280		\$0	
	US 76	Sandifer Blvd	4.310		\$0	
			9.200	\$0	\$361,239	100%
	SC 130	E Main St	0.820		\$0	
	SC 130	W Main St	1.090		\$0	
	SC 130	Stamp Creek Rd	7.290		\$361,239	
			3.790	\$0	\$290,899	0%
	S- 181	Pickett Post Rd	3.790		\$290,899	
			2.020	\$0	\$388,463	0%
	US 76	Clemson Blvd	2.020		\$388,463	
			4.350	\$0	\$129,913	0%
	S- 39	Sam Brown Rd	1.980		\$129,913	
	S- 39	Return Church Rd	2.370		\$0	
			8.570	\$0	\$346,477	0%
	SC 28	Highlands Hwy	8.570		\$346,477	
Rural Road Safety			53.795	\$1,171,963	\$306,944	23%
			14.200	\$600,231	\$0	0%
	SC 24	West Oak Hwy	14.200		\$0	
			6.760	\$0	\$306,944	42%
	US 76	E Main St	1.670		\$0	
	US 76	Toccoa Hwy	0.060		\$306,944	
	US 76	W Windsor St	0.440		\$0	
	US 76	E Windsor St	0.280		\$0	
	US 76	Sandifer Blvd	4.310		\$0	
			14.200	\$265,000	\$0	0%
	SC 24	West Oak Hwy	14.200		\$0	
			1.200	\$90,023	\$0	0%
	SC 183	E Pickens Hwy	1.200		\$0	

New Gas Tax Trust Fund

Project List Report as of October 31, 2019
Road Committed Values are Grouped by Project

Road Number	Road Number	Road Name	Mileage	Preliminary Engineering	Advanced to Construction	% of Construction Completed
			17.435	\$216,709	\$0	0%
	US 76	Long Creek Hwy	17.435		\$0	

New Gas Tax Trust Fund

Project List Report as of October 31, 2019
Road Committed Values are Grouped by Project

Road Number	Road Number	Road Name	Mileage	Preliminary Engineering	Advanced to Construction	% of Construction Completed
Orangeburg			168.909	\$7,171,338	\$34,797,384	
Pavements			114.869	\$7,171,338	\$20,755,733	
			1.260	\$0	\$493,799	23%
	SC 6	Old Number Six Hwy	1.260		\$493,799	
			4.060	\$0	\$1,299,035	100%
	SC 4	Neeses Hwy	4.060		\$1,299,035	
			4.750	\$0	\$2,366,241	23%
	US 301	Five Chop Rd	4.750		\$2,366,241	
			10.470	\$0	\$2,689,214	23%
	SC 3 BUS	Springfield Rd	0.280		\$2,689,214	
	SC 4	Neeses Hwy	5.740		\$0	
	SC 4	Springfield Rd	0.120		\$0	
	SC 4	Surrey Race Rd	4.330		\$0	
			0.410	\$0	\$491,161	23%
	US 15	Five Chop Rd	0.410		\$491,161	
			3.120	\$0	\$1,379,336	23%
	S- 205	Bennett St	0.460		\$1,379,336	
	S- 224	Ellis Ave	1.180		\$0	
	S- 224	Gibson St	0.210		\$0	
	S- 25	Boulevard St	1.270		\$0	
			1.650	\$0	\$139,219	100%
	SC 6	Old Number Six Hwy	1.650		\$139,219	
			2.330	\$0	\$354,116	100%
	US 321	Savannah Hwy	2.330		\$354,116	
			4.660	\$0	\$343,514	100%
	S- 104	Dawson St	3.770		\$343,514	
	S- 1091	Brookside Dr	0.350		\$0	
	S- 904	Pinehill Rd	0.170		\$0	
	S- 905	Brookside Dr	0.370		\$0	
			8.400	\$0	\$939,536	79%
	US 301	Five Chop Rd	8.400		\$939,536	
			0.910	\$0	\$170,377	0%
	US 321	Savannah Hwy	0.910		\$170,377	
			6.540	\$0	\$4,095,163	0%
	US 301	Five Chop Rd	5.460		\$0	
	R- 7832		0.160		\$4,095,163	
	R- 7834		0.200		\$0	
	R- 7837		0.150		\$0	
	R- 7835		0.220		\$0	
	R- 7839		0.220		\$0	
	R- 7833		0.130		\$0	
			11.069	\$0	\$921,417	0%
	S- 103	Gardner Blvd	0.090		\$0	
	S- 103		0.040		\$0	
	S- 111	Stafford Ave	1.108		\$0	
	S- 22	Whitman St	0.180		\$0	
	S- 78	Sprinkle Ave	0.090		\$0	
	S- 51	Peake St	1.280		\$0	
	S- 153	Buckley St	0.280		\$0	
	S- 1006	Medford St	0.200		\$921,417	
	S- 1017	Hesseman Ave	0.610		\$0	
	S- 1059	Gardner Blvd	0.170		\$0	
	S- 109	Cromer Ave	0.770		\$0	
	S- 1113	Pou St	0.170		\$0	
	S- 1239	Wheeler St	0.150		\$0	
	S- 1556	Alma Dr	0.510		\$0	
	S- 1637	Dr To Orbg Prep Up	0.210		\$0	
	S- 1771	Heatherwood St	0.070		\$0	
	S- 1809	Shannon St	0.060		\$0	
	S- 1868	Mcmichael St	0.320		\$0	
	S- 2034	Glenzell Rd	1.750		\$0	
	S- 209	Salley Rd	1.180		\$0	
	S- 256	Toshiba Ct	0.070		\$0	
	S- 256	Derrick St	0.070		\$0	
	S- 256 SPR	Derrick St	0.090		\$0	
	S- 413	Partridge Ln	0.096		\$0	
	S- 578		0.050		\$0	
	S- 791	Sycamore Dr	0.110		\$0	
	S- 826	Marshall St	0.070		\$0	

New Gas Tax Trust Fund

Project List Report as of October 31, 2019
Road Committed Values are Grouped by Project

Road Number	Road Number	Road Name	Mileage	Preliminary Engineering	Advanced to Construction	% of Construction Completed
	S- 932	Myers Rd	0.060		\$0	
	S- 941	Bedford Ave	1.125		\$0	
	S- 980	Bedford Ave	0.090		\$0	
	S- 470	Old Elloree Rd	4.010	\$0	\$1,180,312	0%
	SC 6	Old Number Six Hwy	6.060	\$0	\$1,794,511	0%
	US 21	Freedom Rd	5.760		\$1,794,511	
			0.300		\$0	
	US 601	Saint Matthews Rd	2.060	\$0	\$1,167,098	0%
			2.060		\$1,167,098	
	S- 1148	Riverbank Dr	0.960	\$0	\$279,839	87%
			0.960		\$279,839	
	SC 4	Neeses Hwy	1.320	\$0	\$397,456	87%
			1.320		\$397,456	
	US 21 BUS	Magnolia St	0.390	\$0	\$158,029	87%
			0.390		\$158,029	
	S- 1	Five Chop Rd	12.720	\$0	\$96,362	0%
	S- 1	Dorchester St	0.484		\$96,362	
	S- 105	State Park Rd	0.456		\$0	
	S- 105	Cleveland St	2.260		\$0	
	S- 1258	Weatherford Rd	4.970		\$0	
	S- 189	Woodhaven St	2.250		\$0	
	S- 689	Woodhaven St	1.440		\$0	
			0.860		\$0	
	S- 145	Whaley St	3.180	\$1,133,546	\$0	
	S- 90	Cordova Rd	0.570	\$0	\$0	
	S- 1009	Maple St	2.130	\$0	\$0	
	S- 211	Middleton St	0.260	\$1,133,546	\$0	
			0.220	\$0	\$0	
	S- 1687	Luke St	9.520	\$725,008	\$0	
	S- 217	Langston St	0.240	\$0	\$0	
	S- 217	Elmwood St	0.240	\$0	\$0	
	S- 194	Glen Gloria St	0.060	\$0	\$0	
	S- 610	Browdy St	0.210	\$0	\$0	
	S- 157	Buckley St	0.050	\$0	\$0	
	S- 33	Hickory Hill Rd	0.050	\$0	\$0	
	S- 839	Bowler St	3.000	\$0	\$0	
	S- 774	Washington St	0.040	\$0	\$0	
	S- 1066	Riggs St	0.220	\$0	\$0	
	S- 1077	Frederick St	0.200	\$725,008	\$0	
	S- 1129	Judson St	0.160	\$0	\$0	
	S- 1150	Drexel St	0.050	\$0	\$0	
	S- 1150	Grizzly Grove Rd	0.100	\$0	\$0	
	S- 1150	Donovan St	0.036	\$0	\$0	
	S- 1182	Baxter St	0.104	\$0	\$0	
	S- 1244	Andrew Dibble St	0.470	\$0	\$0	
	S- 1275	Southwest Cir	0.350	\$0	\$0	
	S- 1289	Iris Ln	0.330	\$0	\$0	
	S- 1289 CH1	Iris Ln	0.240	\$0	\$0	
	S- 1361	Saint Paul St	0.070	\$0	\$0	
	S- 1398	Harmon St	0.050	\$0	\$0	
	S- 1651	Drexel St	0.200	\$0	\$0	
	S- 1653	Atkinson St	0.080	\$0	\$0	
	S- 1700	Mclaine Dr	0.110	\$0	\$0	
	S- 1717	Brickle St	0.100	\$0	\$0	
	S- 1745	Dukes St	0.110	\$0	\$0	
	S- 1745	Carrie St	0.021	\$0	\$0	
	S- 1749	Solomon Ter	0.079	\$0	\$0	
	S- 1785	Jennifer St	0.230	\$0	\$0	
	S- 1847	Staley St	0.160	\$0	\$0	
	S- 1847	New Wilkinson Ave	0.180	\$0	\$0	
	S- 1953	Felder St	0.090	\$0	\$0	
	S- 2006	Elmwood St	0.130	\$0	\$0	
	S- 2057	Wingfield St	0.050	\$0	\$0	
	S- 2066	Threson St	0.150	\$0	\$0	
	S- 237	Dukes St	0.140	\$0	\$0	
	S- 237	Barton St	0.230	\$0	\$0	
	S- 583	Teal St	0.270	\$0	\$0	
	S- 583	Cuttino St	0.210	\$0	\$0	
	S- 583	Fischer St	0.020	\$0	\$0	
	S- 584	Cuttino St	0.170	\$0	\$0	
	S- 584	Cuttino St	0.100	\$0	\$0	

New Gas Tax Trust Fund

Project List Report as of October 31, 2019
Road Committed Values are Grouped by Project

Road Number	Road Number	Road Name	Mileage	Preliminary Engineering	Advanced to Construction	% of Construction Completed
	S- 586	Oliver St	0.050	\$0	\$0	
	S- 602	Albert St	0.100	\$0	\$0	
	S- 762	Gibson St	0.120	\$0	\$0	
	S- 929	Church St	0.050	\$0	\$0	
	S- 973	Jennings St	0.100	\$0	\$0	
			14.020	\$4,549,521	\$0	
	SC 267	Mccords Ferry Rd	1.290	\$4,549,521	\$0	
	US 178	Charleston Hwy	12.730	\$0	\$0	
			1.000	\$763,263	\$0	
	US 21	Freedom Rd	0.200	\$763,263	\$0	
	US 601	Saint Matthews Rd	0.800	\$0	\$0	
Rural Road Safety			54.040	\$0	\$14,041,652	36%
			4.390	\$0	\$456,056	100%
	US 78	Dorange Rd	4.390		\$456,056	
			1.260	\$0	\$99,628	23%
	SC 6	Old Number Six Hwy	1.260		\$99,628	
			4.060	\$0	\$277,645	100%
	SC 4	Neeses Hwy	4.060		\$277,645	
			4.750	\$0	\$379,369	23%
	US 301	Five Chop Rd	4.750		\$379,369	
			10.470	\$0	\$802,015	23%
	SC 3 BUS	Springfield Rd	0.280		\$802,015	
	SC 4	Neeses Hwy	5.740		\$0	
	SC 4	Springfield Rd	0.120		\$0	
	SC 4	Surrey Race Rd	4.330		\$0	
			8.400	\$0	\$9,034,257	79%
	US 301	Five Chop Rd	8.400		\$9,034,257	
			14.690	\$0	\$0	0%
	I- 95	Interstate 95	14.690		\$0	
			6.020	\$0	\$2,992,682	0%
	SC 6	Old Number Six Hwy	6.020		\$2,992,682	

New Gas Tax Trust Fund

Project List Report as of October 31, 2019
Road Committed Values are Grouped by Project

Road Number	Road Number	Road Name	Mileage	Preliminary Engineering	Advanced to Construction	% of Construction Completed
Pickens			73.886	\$4,617,869	\$19,038,426	
Pavements			63.230	\$4,527,847	\$19,038,426	
			2.000	\$0	\$2,598,096	100%
	US 123	Calhoun Mem Hwy	2.000		\$2,598,096	
			2.130	\$0	\$1,196,541	100%
	S- 160	Old Magnolia Rd	0.187		\$1,196,541	
	S- 160	Jones Mill Rd	1.943		\$0	
			2.600	\$0	\$176,574	100%
	US 123	Calhoun Mem Hwy	2.600		\$176,574	
			0.740	\$0	\$242,872	100%
	SC 135	N A St	0.670		\$242,872	
	SC 135	Dacusville Hwy	0.070		\$0	
			11.950	\$0	\$83,055	100%
	SC 133	Mt Olivet Rd	2.170		\$83,055	
	SC 133	Crowe Creek Rd	9.780		\$0	
			2.630	\$0	\$326,848	100%
	S- 18	Eighteen Mile Rd	0.266		\$326,848	
	S- 18	Church St	1.344		\$0	
	S- 91	White Oak Rd	1.020		\$0	
			4.310	\$0	\$169,467	100%
	S- 29	Russell St	0.350		\$169,467	
	S- 29	E 2Nd Ave	0.168		\$0	
	S- 29	E 3Rd Ave	0.262		\$0	
	S- 29	S B St	0.340		\$0	
	S- 29	Brushy Creek Rd	3.190		\$0	
			1.720	\$0	\$1,180,552	56%
	S- 160	Jones Mill Rd	1.720		\$1,180,552	
			1.940	\$0	\$306,493	56%
	S- 35	Cannery Rd	0.580		\$306,493	
	S- 35	Yeoman Dr	0.030		\$0	
	S- 35 CON	Cannery Rd	0.050		\$0	
	S- 80	Tabor Woods Rd	1.280		\$0	
			1.720	\$0	\$1,238,386	56%
	SC 93	Greenville Hwy	1.554		\$1,238,386	
	SC 93	Liberty Dr	0.166		\$0	
			7.930	\$0	\$9,256,133	56%
	US 123	Calhoun Mem Hwy	6.323		\$0	
	US 123	Tiger Blvd	1.607		\$9,256,133	
			1.130	\$0	\$1,200,450	56%
	US 76	Tiger Blvd	1.130		\$1,200,450	
			3.510	\$0	\$444,056	0%
	US 178	Moorefield Mem Hwy	0.850		\$0	
	US 178	Ann St	0.450		\$0	
	SC 8	Pelzer Hwy	1.741		\$444,056	
	SC 8	S Pendleton St	0.219		\$0	
	SC 8	City Ct	0.160		\$0	
	SC 8	S 5Th St	0.090		\$0	
			0.370	\$0	\$110,060	0%
	US 123	Tiger Blvd	0.370		\$110,060	
			1.210	\$0	\$141,804	0%
	S- 40	Sheriff Mill Rd	1.210		\$141,804	
			10.460	\$0	\$367,037	0%
	US 178	Moorefield Mem Hwy	10.460		\$367,037	
			1.390	\$1,090,167	\$0	
	S- 135	Rock Springs Rd	1.390	\$1,090,167	\$0	
			1.680	\$255,216	\$0	
	S- 64		0.214	\$0	\$0	
	S- 64	Five Forks Rd	1.316	\$0	\$0	
	S- 64	S Peachtree St	0.150	\$255,216	\$0	
			3.810	\$3,182,463	\$0	
	SC 93	E Main St	0.703	\$0	\$0	
	SC 93	W Main St	0.980	\$3,182,463	\$0	
	SC 93	Greenville Hwy	2.127	\$0	\$0	

New Gas Tax Trust Fund

Project List Report as of October 31, 2019
Road Committed Values are Grouped by Project

Road Number	Road Number	Road Name	Mileage	Preliminary Engineering	Advanced to Construction	% of Construction Completed
Rural Road Safety			10.656	\$90,023	\$0	0%
			10.656	\$90,023	\$0	0%
	SC 183	Walhalla Hwy	10.656		\$0	

New Gas Tax Trust Fund

Project List Report as of October 31, 2019
Road Committed Values are Grouped by Project

Road Number	Road Number	Road Name	Mileage	Preliminary Engineering	Advanced to Construction	% of Construction Completed
Richland			127.958	\$1,782,943	\$28,910,975	
Pavements			101.738	\$373,929	\$28,910,975	
			4.800	\$0	\$1,869,051	33%
	S- 32	R Stoudemayer Rd	1.500		\$0	
	S- 234	Freshly Mill Rd	3.300		\$1,869,051	
			0.860	\$0	\$216,835	33%
	S- 3017	Mount View Rd	0.860		\$216,835	
			2.841	\$0	\$2,187,006	33%
	US 321	Clarendon St	0.040		\$0	
	US 321	Fairfield Rd	2.332		\$0	
	SC 12 SPR	Forest Dr	0.387		\$2,187,006	
	SC 12 SPR	Strom Thurmond Blvd	0.082		\$0	
			3.413	\$0	\$2,404,297	33%
	S- 31	Bush River Rd	1.200		\$0	
	S- 54	Heins Rd	0.830		\$0	
	S- 73	Colonial Dr	0.343		\$0	
	S- 3048	Columbiana Dr	1.040		\$2,404,297	
			2.060	\$0	\$1,936,439	33%
	US 76	Garners Ferry Rd	2.060		\$1,936,439	
			0.860	\$0	\$817,541	100%
	US 1	Two Notch Rd	0.380		\$817,541	
	US 21 CON	Blossom St	0.480		\$0	
			5.170	\$0	\$1,013,981	100%
	SC 12	Percival Rd	5.170		\$1,013,981	
			3.590	\$0	\$803,238	100%
	S- 129	Kennerly Rd	2.600		\$803,238	
	S- 217	Kennerly Rd	0.990		\$0	
			1.690	\$0	\$1,090,648	33%
	US 321	Fairfield Rd	1.690		\$1,090,648	
			7.330	\$0	\$680,046	25%
	S- 197	Monroe St	0.220		\$0	
	S- 271	Cedarwood Ln	0.300		\$0	
	S- 94	Victory St	0.500		\$0	
	S- 110	Shandon St	0.260		\$0	
	S- 1023	Timberlane Dr	0.100		\$680,046	
	S- 1586	Omega Dr	1.000		\$0	
	S- 1586	Woodfield Dr	0.050		\$0	
	S- 1957	Easter St	1.170		\$0	
	S- 214	Betsy Dr	0.710		\$0	
	S- 235	Elizabeth Ave	0.110		\$0	
	S- 2475	Hopewell Church Rd	1.010		\$0	
	S- 2491	Gibbs Rd	0.710		\$0	
	S- 250	Devonshire Dr	0.250		\$0	
	S- 270	Parkman Dr	0.130		\$0	
	S- 272	Camellia St	0.230		\$0	
	S- 2907	Winhill Rd	0.580		\$0	
			6.940	\$0	\$2,027,082	25%
	S- 334	Peebles St	0.920		\$0	
	S- 334	Blue Ridge Ter	2.870		\$0	
	S- 1593	Humphrey Dr	0.450		\$2,027,082	
	S- 2200	Blythewood Rd	2.700		\$0	
			6.240	\$0	\$2,572,972	25%
	SC 48	Bluff Rd	6.240		\$2,572,972	
			3.250	\$0	\$1,799,492	25%
	US 76	Garners Ferry Rd	3.250		\$1,799,492	
			2.370	\$0	\$514,923	100%
	SC 16	Rosewood Dr	2.370		\$514,923	
			3.490	\$0	\$680,142	100%
	S- 66	Cabin Creek Rd	3.160		\$0	
	S- 58	Kennerly Rd	0.330		\$680,142	
			3.550	\$0	\$653,468	100%
	SC 12	Percival Rd	3.550		\$653,468	
			5.410	\$0	\$901,236	100%
	US 601	Mccords Ferry Rd	5.410		\$901,236	

New Gas Tax Trust Fund

Project List Report as of October 31, 2019
Road Committed Values are Grouped by Project

Road Number	Road Number	Road Name	Mileage	Preliminary Engineering	Advanced to Construction	% of Construction Completed
			7.331	\$0	\$612,019	0%
	S- 1131	Delilah St	0.100		\$612,019	
	S- 1131	Christian St	0.320		\$0	
	S- 1263	David St	0.590		\$0	
	S- 1362	Mculty St	0.399		\$0	
	S- 1754	Susan Rd	0.140		\$0	
	S- 1854	Bancroft Rd	0.190		\$0	
	S- 2021	Sunview Cir	1.420		\$0	
	S- 2041	Mill Field Rd	0.430		\$0	
	S- 2041 SPR	Mill Field Rd	0.060		\$0	
	S- 2187	Childs St	0.390		\$0	
	S- 2348	Sandwood Dr	0.400		\$0	
	S- 241	S Edisto Ave	0.575		\$0	
	S- 241	Commerce Dr	0.437		\$0	
	S- 708	Patricia Dr	0.380		\$0	
	S- 708	Woodford Rd	0.310		\$0	
	S- 857	Brookwood Ct	0.210		\$0	
	S- 935	Mount Elon Church Rd	0.590		\$0	
	S- 977	Spring Branch Rd	0.200		\$0	
	S- 977	Pinestraw Rd	0.190		\$0	
			11.766	\$0	\$4,000	100%
	S- 329	Gibson St	0.320		\$0	
	S- 329	Mcrae St	0.350		\$0	
	S- 930	Newnham Dr	0.600		\$0	
	S- 1153	Catherine Ave	0.280		\$4,000	
	S- 1498	Hyatt Ave	0.170		\$0	
	S- 1904	Highway Church Rd	0.900		\$0	
	S- 1920	Spring Flower Rd	0.110		\$0	
	S- 2074	Hobart Rd	0.600		\$0	
	S- 2502	Hileah Dr	0.320		\$0	
	S- 2526	King Charles Rd	0.286		\$0	
	S- 2603	Lordship Ln	0.240		\$0	
	S- 2644	Windy Dr	0.470		\$0	
	S- 2646	Mellowood Dr	0.230		\$0	
	S- 2647	Spring Flower Rd	0.590		\$0	
	S- 2649	Sagebrook Rd	0.300		\$0	
	S- 2653	Remington Dr	0.530		\$0	
	S- 2893	Fernandina Rd	0.040		\$0	
	S- 2893	Burning Tree Dr	0.080		\$0	
	S- 290	Carter St	0.730		\$0	
	S- 2910	Plumbers Rd	0.700		\$0	
	S- 3970	Penrose Dr	0.190		\$0	
	S- 3978	Highland Park Dr	0.560		\$0	
	S- 3990	Green Springs Dr	0.800		\$0	
	S- 862	Hart St	0.350		\$0	
	S- 911	Dartmouth Ave	0.345		\$0	
	S- 911	Ridgewood Camp Rd	0.355		\$0	
	S- 954	Zion Church Rd	1.320		\$0	
			5.337	\$0	\$2,055,809	0%
	S- 42	I26	0.020		\$0	
	S- 42	Saint Andrews Rd	0.680		\$0	
	S- 757	Harbison Blvd	0.820		\$0	
	S- 1560	Powell Rd	1.580		\$2,055,809	
	S- 2890	Gracern Rd	0.607		\$0	
	S- 490	Ulmer Rd	1.630		\$0	
			2.680	\$0	\$1,311,980	0%
	SC 262	Leesburg Rd	1.870		\$1,311,980	
	SC 555	Farrow Rd	0.810		\$0	
			4.990	\$0	\$2,758,768	0%
	US 601	Mccords Ferry Rd	4.990		\$2,758,768	
			2.370	\$311,253	\$0	
	US 21	Blossom St	0.410	\$0	\$0	
	US 21	Huger St	1.340	\$0	\$0	
	US 21	Knox Abbot Dr	0.020	\$311,253	\$0	
	US 76	Bull St	0.600	\$0	\$0	
			3.400	\$62,676	\$0	
	US 76	Broad River Rd	2.480	\$0	\$0	
	US 76	Dutch Fork Rd	0.920	\$62,676	\$0	
	Rural Road Safety		26.220	\$1,409,014	\$0	0%
			13.620	\$1,301,169	\$0	0%
	US 76	Garners Ferry Rd	13.191		\$0	
	US 76		0.429		\$0	

New Gas Tax Trust Fund

Project List Report as of October 31, 2019
Road Committed Values are Grouped by Project

Road Number	Road Number	Road Name	Mileage	Preliminary Engineering	Advanced to Construction	% of Construction Completed
			2.600	\$0	\$0	0%
	US 601	Mccords Ferry Rd	2.600		\$0	
			10.000	\$107,845	\$0	0%
	US 601	Mccords Ferry Rd	10.000		\$0	

New Gas Tax Trust Fund

Project List Report as of October 31, 2019
Road Committed Values are Grouped by Project

Road Number	Road Number	Road Name	Mileage	Preliminary Engineering	Advanced to Construction	% of Construction Completed
Saluda			38.470	\$0	\$13,004,425	54%
Pavements			27.150	\$0	\$9,898,397	62%
			3.470	\$0	\$1,648,667	100%
	S- 25	Spann Rd	1.300		\$0	
	S- 107	Pencreek Rd	2.170		\$1,648,667	
			2.910	\$0	\$1,287,934	61%
	SC 121	Newberry Hwy	2.910		\$1,287,934	
			4.690	\$0	\$2,051,333	61%
	SC 121	Newberry Hwy	4.690		\$2,051,333	
			2.030	\$0	\$943,295	100%
	S- 25	Spann Rd	2.030		\$943,295	
			2.600	\$0	\$470,076	100%
	US 378	Columbia Hwy	1.460		\$0	
	US 378	Travis Ave	1.140		\$470,076	
			1.260	\$0	\$84,417	100%
	S- 136	Ivory Key Rd	1.260		\$84,417	
			1.260	\$0	\$235,822	100%
	S- 136	Ivory Key Rd	1.260		\$235,822	
			1.240	\$0	\$225,222	100%
	US 378	Columbia Hwy	1.240		\$225,222	
			2.970	\$0	\$1,313,246	0%
	S- 25	Spann Rd	2.970		\$1,313,246	
			3.240	\$0	\$355,935	0%
	S- 90	Corinth Rd	3.240		\$355,935	
			1.480	\$0	\$1,282,451	0%
	SC 121	N Main Hwy	0.590		\$1,282,451	
	US 178	S Main St	0.200		\$0	
	US 178	N Main St	0.350		\$0	
	US 178	Batesburg Hwy	0.340		\$0	
Rural Road Safety			11.320	\$0	\$3,106,028	32%
			2.910	\$0	\$261,021	61%
	SC 121	Newberry Hwy	2.910		\$261,021	
			4.690	\$0	\$442,896	61%
	SC 121	Newberry Hwy	4.690		\$442,896	
			1.400	\$0	\$144,951	100%
	SC 121	Newberry Hwy	1.400		\$144,951	
			2.320	\$0	\$2,257,159	0%
	US 1	Highway 1	2.320		\$2,257,159	

New Gas Tax Trust Fund

Project List Report as of October 31, 2019
Road Committed Values are Grouped by Project

Road Number	Road Number	Road Name	Mileage	Preliminary Engineering	Advanced to Construction	% of Construction Completed
Spartanburg			139.840	\$242,375	\$139,668,174	44%
Pavements			104.530	\$0	\$29,056,099	48%
	US 176	S Pine St	2.150	\$0	\$2,073,014	
			2.150		\$2,073,014	
			4.550	\$0	\$4,772,864	94%
	SC 101	Highway 101 S	0.840		\$4,772,864	
	SC 9	Boiling Springs Rd	1.110		\$0	
	US 176 CO2	N Church St	0.210		\$0	
	US 221	Chesnee Hwy	2.390		\$0	
			3.880	\$0	\$2,220,516	100%
	S- 45	Old Pacolet Rd	1.821		\$0	
	S- 45	White Plains Rd	0.079		\$0	
	S- 222	Howell Rd	1.980		\$2,220,516	
	SC 295	Southport Rd	3.850	\$0	\$368,123	100%
			3.850		\$368,123	
			7.750	\$0	\$617,718	100%
	SC 11	Highway 11	1.110		\$617,718	
	SC 11	Highway 11 W	6.479		\$0	
	SC 11	W Cherokee St	0.161		\$0	
			2.500	\$0	\$136,458	100%
	SC 295	W Blackstock Rd	1.500		\$136,458	
	SC 295	E Blackstock Rd	1.000		\$0	
			8.950	\$0	\$673,326	100%
	S- 65	New Cut Rd	2.950		\$0	
	S- 190	Mountain View Rd	1.550		\$673,326	
	S- 74	Riveroak Rd	4.450		\$0	
			10.660	\$0	\$251,850	100%
	S- 91	Tucker Rd	1.220		\$0	
	S- 56	Old Furnace Rd	4.910		\$251,850	
	S- 681	Whitestone Rd	4.530		\$0	
			5.120	\$0	\$466,849	100%
	SC 14	S Highway 14	1.270		\$466,849	
	SC 295	Southport Rd	3.850		\$0	
			16.180	\$0	\$241,946	100%
	SC 56	Highway 56	10.150		\$0	
	SC 215	E Blackstock Rd	3.390		\$0	
	SC 215	Stone Station Rd	2.640		\$241,946	
			1.680	\$0	\$345,037	
	US 221	N Main St	0.300		\$345,037	
	US 221	Highway 221	1.380		\$0	
			3.490	\$0	\$562,946	51%
	S- 60		1.990		\$0	
	S- 227	E Main St	1.500		\$562,946	
			3.720	\$0	\$1,915,822	51%
	S- 37	Compton Bridge Rd	3.720		\$1,915,822	
			4.000	\$0	\$4,077,882	
	US 221	Chesnee Hwy	2.188		\$4,077,882	
	US 221	S Alabama Ave	1.812		\$0	
			4.600	\$0	\$2,726,958	0%
	S- 37	Compton Bridge Rd	2.100		\$0	
	S- 1078	Rogers Bridge Rd	1.110		\$0	
	S- 1049	E Daniel Morgan Ave	0.680		\$2,726,958	
	S- 2049	S Daniel Morgan Ave	0.710		\$0	
			2.560	\$0	\$487,456	0%
	S- 187	Fairfield Rd	1.927		\$487,456	
	S- 187	Martin Camp Rd	0.003		\$0	
	S- 334	Hames Rd	0.140		\$0	
	S- 931	Double Bridge Rd	0.490		\$0	
			3.640	\$0	\$270,849	0%
	S- 227	W Main St	2.170		\$270,849	
	S- 525	Fairforest Rd	1.470		\$0	

New Gas Tax Trust Fund

Project List Report as of October 31, 2019
Road Committed Values are Grouped by Project

Road Number	Road Number	Road Name	Mileage	Preliminary Engineering	Advanced to Construction	% of Construction Completed
			8.800	\$0	\$6,082,554	0%
	SC 129	Charlotte Hwy	0.283		\$6,082,554	
	SC 129	Fort Prince Blvd	4.357		\$0	
	SC 357	Arlington Rd	1.100		\$0	
	SC 357	Highway 357	3.060		\$0	
			6.450	\$0	\$763,931	0%
	SC 296	Reidville Rd	6.450		\$763,931	
			28.230	\$242,375	\$0	0%
			25.330	\$0	\$0	0%
	SC 14	Highway 14 W	1.740		\$0	
	SC 14	W Rutherford St	0.860		\$0	
	SC 56	Highway 56	22.730		\$0	
			2.900	\$242,375	\$0	0%
	SC 14	Highway 14 W	2.040		\$0	
	SC 14	W Rutherford St	0.860		\$0	
			7.080	\$0	\$110,612,075	41%
			3.680	\$0	\$102,221,075	41%
	I- 85	Interstate 85	3.680		\$102,221,075	
			3.400	\$0	\$8,391,000	41%
	I- 85	Interstate 85	3.400		\$8,391,000	

New Gas Tax Trust Fund

Project List Report as of October 31, 2019
Road Committed Values are Grouped by Project

Road Number	Road Number	Road Name	Mileage	Preliminary Engineering	Advanced to Construction	% of Construction Completed
Sumter			77.962	\$4,684,482	\$10,854,624	
Pavements			43.800	\$451,611	\$10,103,814	
	US 76	Broad St	4.300	\$0	\$2,428,871	
					\$2,428,871	
			2.950	\$0	\$1,418,681	
	S- 514	Edgehill Rd	1.290		\$1,418,681	
	S- 81	W Brewington Rd	1.650		\$0	
	S- 94	Britton Rd	0.010		\$0	
			4.340	\$0	\$709,590	
	US 76	Broad St	4.340		\$709,590	
			1.990	\$0	\$414,389	
	US 378	Myrtle Beach Hwy	1.990		\$414,389	
			0.970	\$0	\$420,841	
	S- 1074	E Wesmark Blvd	0.400		\$420,841	
	S- 1074	W Wesmark Blvd	0.570		\$0	
			2.370	\$20,000	\$0	
	SC 53	Narrow Paved Rd	2.370		\$0	
			6.640	\$0	\$1,237,368	
	US 521	S Us 521 Hwy	6.640		\$1,237,368	
			5.260	\$0	\$434,993	
	S- 114	Hauser St	0.390		\$434,993	
	S- 94	Britton Rd	3.110		\$0	
	S- 517	Beulah Cuttino Rd	1.760		\$0	
			3.420	\$0	\$1,049,067	
	S- 12	Martinville Church Rd	0.250		\$1,049,067	
	S- 12	Leonard Brown Rd	1.990		\$0	
	S- 41	Eastern School Rd	1.170		\$0	
	S- 41	Crossover	0.010		\$0	
			4.240	\$0	\$1,638,508	
	SC 53	Narrow Paved Rd	4.240		\$1,638,508	
			1.440	\$0	\$351,505	
	S- 1074	W Wesmark Blvd	0.810		\$351,505	
	S- 380	Wise Dr	0.630		\$0	
			5.880	\$431,611	\$0	
	SC 120	West Ave S	0.120	\$431,611	\$0	
	SC 120	West Ave N	0.516	\$0	\$0	
	SC 120	Pinewood Rd	5.244	\$0	\$0	
Rural Road Safety			33.732	\$1,322,871	\$750,810	
	US 76	Broad St	4.300	\$0	\$206,947	
			4.300		\$206,947	
			4.340	\$0	\$543,864	
	US 76	Broad St	4.340		\$543,864	
			7.800	\$655,038	\$0	
	US 76	Broad St	7.800		\$0	
			9.362	\$647,833	\$0	
	US 521	Camden Hwy	6.260		\$0	
	US 521	Thomas Sumter Hwy	3.102		\$0	
			7.930	\$20,000	\$0	
	US 15	N Main St	3.440		\$0	
	US 15	N Us 15 Hwy	4.490		\$0	
Bridges			0.430	\$2,910,000	\$0	
			0.400	\$930,000	\$0	
	S- 40	N Saint Pauls Church Rd	0.400		\$0	
			0.010	\$1,000,000	\$0	
	S- 466	E Red Bay Rd	0.010		\$0	
			0.020	\$980,000	\$0	
	S- 528	Kolb Rd	0.020		\$0	

New Gas Tax Trust Fund

Project List Report as of October 31, 2019
Road Committed Values are Grouped by Project

Road Number	Road Number	Road Name	Mileage	Preliminary Engineering	Advanced to Construction	% of Construction Completed
Union			25.850	\$73,572	\$7,907,230	
Pavements			25.850	\$73,572	\$7,907,230	
			1.420	\$0	\$935,029	
	S- 137	Rice Av Ex	1.420		\$935,029	
			1.560	\$0	\$268,557	
	SC 9	Jonesville Lockhart Hwy	1.560		\$268,557	
			1.850	\$0	\$206,135	
	S- 39	Linersville Rd	1.850		\$206,135	
			1.310	\$0	\$267,646	
	SC 9	Jonesville Lockhart Hwy	1.310		\$267,646	
			2.940	\$0	\$1,201,973	
	US 176	Furman L Fendley Hwy	2.940		\$1,201,973	
			2.720	\$0	\$986,616	
	S- 13	Pea Ridge Hwy	2.720		\$986,616	
			1.500	\$0	\$766,580	
	US 176	Furman L Fendley Hwy	1.500		\$766,580	
			3.920	\$0	\$454,378	
	S- 274	Police Club Rd	1.560		\$0	
	S- 223	Bogan Rd	1.938		\$454,378	
	S- 223	Morris Rd	0.022		\$0	
	S- 507	S Evans St	0.100		\$0	
	S- 507	E Hillcrest Av	0.090		\$0	
	S- 507	W Hillcrest Av	0.210		\$0	
			0.850	\$0	\$116,227	
	S- 139	Seigler Rd	0.850		\$116,227	
			2.640	\$0	\$402,744	
	SC 9	Jonesville Lockhart Hwy	2.640		\$402,744	
			2.930	\$0	\$1,166,257	
	S- 13	Pea Ridge Hwy	2.930		\$1,166,257	
			1.940	\$0	\$1,135,088	
	SC 72	Carlisle Whitmire Hwy	1.940		\$1,135,088	
			0.270	\$73,572	\$0	
	S- 383	Lakeside Dr	0.270	\$73,572	\$0	

New Gas Tax Trust Fund

Project List Report as of October 31, 2019
Road Committed Values are Grouped by Project

Road Number	Road Number	Road Name	Mileage	Preliminary Engineering	Advanced to Construction	% of Construction Completed
Williamsburg Pavements			80.430	\$256,260	\$17,442,046	
			55.520	\$0	\$16,642,226	
	US 521	Us 521 Hwy	3.720	\$0	\$1,741,629	
			3.720		\$1,741,629	
			1.620	\$0	\$971,531	
	US 521	Us 521 Hwy	1.620		\$971,531	
			4.240	\$0	\$2,293,405	
	US 521	Us 521 Hwy	4.240		\$2,293,405	
			3.020	\$0	\$1,155,719	
	S- 52	Roper Woods Rd	3.020		\$1,155,719	
			2.950	\$0	\$350,998	
	US 378	Turbeville Hwy	1.421		\$350,998	
	US 378		0.459		\$0	
	US 52	Williamsburg County Hwy N	1.070		\$0	
			3.840	\$0	\$578,918	
	SC 261	Hemingway Hwy	3.840		\$578,918	
			2.350	\$0	\$355,462	
	S- 24	Nesmith Rd	2.350		\$355,462	
			1.620	\$0	\$296,806	
	S- 24	Nesmith Rd	1.620		\$296,806	
			3.700	\$0	\$592,812	
	SC 527	Thurgood Marshall Hwy	3.700		\$592,812	
			2.290	\$0	\$670,078	
	US 52	Williamsburg County Hwy N	2.290		\$670,078	
			5.250	\$0	\$575,470	
	S- 716	Blindman Rd	0.750		\$0	
	S- 315	Ditch Bank Rd	1.030		\$575,470	
	S- 327	Golf Rd	0.530		\$0	
	S- 361	Whispering Pines Rd	0.560		\$0	
	S- 509	Benton Rd	0.500		\$0	
	S- 549	Ditch Bank Rd	1.880		\$0	
			4.050	\$0	\$1,379,623	
	S- 52	Roper Woods Rd	4.050		\$1,379,623	
			2.310	\$0	\$1,172,056	
	US 521	Us 521 Hwy	2.310		\$1,172,056	
			3.650	\$0	\$1,192,338	
	S- 113	Green Rd	1.520		\$1,192,338	
	S- 84	Midway Rd	2.130		\$0	
			3.810	\$0	\$374,921	
	S- 559	Steadfast Rd	3.810		\$374,921	
			4.500	\$0	\$1,609,328	
	SC 261	Hemingway Hwy	1.130		\$1,609,328	
	SC 261	W Broad St	0.370		\$0	
	SC 377	Martin Luther King Jr Hwy	2.303		\$0	
	SC 377	S Lane Rd	0.697		\$0	
			2.600	\$0	\$1,331,131	
	US 521	Us 521 Hwy	1.920		\$1,331,131	
	US 521	Society St	0.680		\$0	
Rural Road Safety			24.910	\$256,260	\$799,821	
			10.000	\$75,000	\$0	
	US 521	Us 521 Hwy	10.000		\$0	
			10.000	\$181,260	\$0	
	US 521	Us 521 Hwy	10.000		\$0	
			2.310	\$0	\$628,608	
	US 521	Us 521 Hwy	2.310		\$628,608	
			2.600	\$0	\$171,213	
	US 521	Us 521 Hwy	1.920	\$0	\$171,213	
	US 521	Society St	0.680	\$0	\$0	

New Gas Tax Trust Fund

Project List Report as of October 31, 2019
Road Committed Values are Grouped by Project

Road Number	Road Number	Road Name	Mileage	Preliminary Engineering	Advanced to Construction	% of Construction Completed
York			58.349	\$0	\$22,308,270	86%
Pavements			55.309	\$0	\$22,308,270	86%
	SC 324	Mcfarland Rd	0.970	\$0	\$692,434	
			0.970		\$692,434	
			2.620	\$0	\$1,261,263	
	S- 32	Cameron Rd	0.710		\$1,261,263	
	S- 724	Marshall Rd	1.910		\$0	
			3.400	\$0	\$1,292,551	
	SC 161	Old York Rd	3.400		\$1,292,551	
			4.010	\$0	\$1,497,154	
	SC 161	Old York Rd	3.960		\$1,497,154	
	SC 322	Mcconnells Hwy	0.050		\$0	
			3.420	\$0	\$757,927	
	S- 100	Harris St	0.590		\$757,927	
	S- 64	Lincoln Rd	2.830		\$0	
			3.790	\$0	\$3,106,816	
	US 21	Anderson Rd S	3.790		\$3,106,816	
			0.640	\$0	\$762,868	
	US 21	Anderson Rd S	0.640		\$762,868	
			3.310	\$0	\$1,283,212	
	S- 1172	Park Place Rd	1.030		\$1,283,212	
	S- 1451	Billy Wilson Rd	1.190		\$0	
	S- 334	Carson Rd	1.090		\$0	
			6.680	\$0	\$775,406	
	S- 1050	Crossland Rd	1.890		\$775,406	
	S- 1050	Greenleaf Rd	1.300		\$0	
	S- 1052	Ce Stewart Rd	3.490		\$0	
			1.690	\$0	\$1,454,967	
	S- 22	Pleasant Rd	1.690		\$1,454,967	
			2.730	\$0	\$2,581,351	86%
	SC 49	Congress St N	0.310		\$0	
	SC 160	Highway 160 W	0.250		\$2,581,351	
	SC 160	White St N	0.210		\$0	
	SC 5	Heckle Blvd	0.590		\$0	
	US 321 BUS	Congress St N	0.190		\$0	
	US 321 BUS	Kings Mountain St	1.180		\$0	
			2.850	\$0	\$505,245	
	S- 102	Eastview Rd	2.850		\$505,245	
			5.230	\$0	\$991,196	
	SC 49	York St	0.090		\$991,196	
	SC 49	Sharon Rd	5.140		\$0	
			4.460	\$0	\$1,242,798	
	US 21	Anderson Rd N	1.534		\$0	
	US 21	Anderson Rd	0.136		\$0	
	SC 5	Black Hwy	2.790		\$1,242,798	
			1.730	\$0	\$0	
	S- 49	S Sutton Rd	0.440		\$0	
	S- 49	N Sutton Rd	0.460		\$0	
	S- 245	Porter Rd	0.830		\$0	
			3.159	\$0	\$606,358	
	S- 756	Rosewood Dr	0.539		\$0	
	S- 756	Aldersgate Rd	0.080		\$0	
	S- 159	Montana Dr	0.350		\$0	
	S- 1155	Allison Cir	1.360		\$606,358	
	S- 1158	Flint Street Ext	0.480		\$0	
	S- 1304	Poag St	0.100		\$0	
	S- 1305	Fudge St	0.050		\$0	
	S- 1305	Cornelius Dr	0.200		\$0	
			3.180	\$0	\$2,289,283	
	US 21	Highway 21 Byp S	1.080		\$0	
	US 21	Highway 21 Byp N	0.760		\$0	
	SC 322	Cherry Rd	1.340		\$2,289,283	

New Gas Tax Trust Fund

Project List Report as of October 31, 2019
Road Committed Values are Grouped by Project

Road Number	Road Number	Road Name	Mileage	Preliminary Engineering	Advanced to Construction	% of Construction Completed
	US 321	Congress St S	1.440	\$0	\$1,207,441	
	US 321	Highway 321 Byp S	0.070		\$1,207,441	
	US 321	Highway 321 Byp	0.180		\$0	
			1.190		\$0	
Rural Road Safety			3.040	\$0	\$0	
			3.040	\$0	\$0	
	SC 72	Saluda Rd	3.040		\$0	

New Gas Tax Trust Fund

Project List Report as of October 31, 2019

Road Committed Values are Grouped by Project

Road Number	Road Number	Road Name	Mileage	Preliminary Engineering	Advanced to Construction	% of Construction Completed
Multi-County			0.000	\$8,839,293	\$6,452,594	
Grand Total			3,791.499	\$91,033,665	\$1,047,082,919	

Intentionally Left Blank

AGENCY NAME:	South Carolina Department of Transportation		
AGENCY CODE:	U120	SECTION:	84



**Fiscal Year 2020-21
Agency Budget Plan**

FORM A - BUDGET PLAN SUMMARY

OPERATING REQUESTS (FORM B1)	For FY 2020-21, my agency is (mark "X"):	
	<input type="checkbox"/>	Requesting General Fund Appropriations.
	<input checked="" type="checkbox"/>	Requesting Federal/Other Authorization.
	<input type="checkbox"/>	Not requesting any changes.
NON-RECURRING REQUESTS (FORM B2)	For FY 2020-21, my agency is (mark "X"):	
	<input checked="" type="checkbox"/>	Requesting Non-Recurring Appropriations.
	<input type="checkbox"/>	Requesting Non-Recurring Federal/Other Authorization.
	<input type="checkbox"/>	Not requesting any changes.
CAPITAL REQUESTS (FORM C)	For FY 2020-21, my agency is (mark "X"):	
	<input checked="" type="checkbox"/>	Requesting funding for Capital Projects.
	<input type="checkbox"/>	Not requesting any changes.
PROVISOS (FORM D)	For FY 2020-21, my agency is (mark "X"):	
	<input checked="" type="checkbox"/>	Requesting a new proviso and/or substantive changes to existing provisos.
	<input type="checkbox"/>	Only requesting technical proviso changes (such as date references).
	<input type="checkbox"/>	Not requesting any proviso changes.

Please identify your agency's preferred contacts for this year's budget process.

	<i>Name</i>	<i>Phone</i>	<i>Email</i>
PRIMARY CONTACT:	Kace L. Smith	737-1259	smithKL@scdot.org
SECONDARY CONTACT:	Scott A. Ludlam	737-2919	ludlamsa@scdot.org

I have reviewed and approved the enclosed FY 2020-21 Agency Budget Plan, which is complete and accurate to the extent of my knowledge.

SIGN/DATE:	<i>Agency Director</i> 	<i>Board or Commission Chair</i>
	TYPE/PRINT NAME: Christy A. Hall, PE	Robert D. "Robby" Robbins

This form must be signed by the agency head – not a delegate.

Intentionally Left Blank

New Gas Tax Trust Fund Check Register

Vendor & Contractor Payments through October 31, 2019

County & Project Description	Posting Date	Expense Description	Vendor	Amount
Abbeville				
P032443				
Federal Aid Secondary Pavement Program				
Federal Aid FHWA Preventative Maintenance in Abbeville County - S- 271				
Rehabilitation				
	2019-02-05	Payment to Road & Bridge Contractors	SATTERFIELD CONSTRUCTION CO INC	19,557.00
	2019-02-15	Payment to Road & Bridge Contractors	SATTERFIELD CONSTRUCTION CO INC	51,439.75
	2019-03-14	Payment to Road & Bridge Contractors	SATTERFIELD CONSTRUCTION CO INC	34,870.00
	2019-05-15	Payment to Road & Bridge Contractors	SATTERFIELD CONSTRUCTION CO INC	20,689.68
	2019-06-19	Payment to Road & Bridge Contractors	SATTERFIELD CONSTRUCTION CO INC	26,031.61
	2019-09-12	Payment to Road & Bridge Contractors	SATTERFIELD CONSTRUCTION CO INC	329,533.20
	2019-10-11	Payment to Road & Bridge Contractors	SATTERFIELD CONSTRUCTION CO INC	22,916.86
P032443 Total				505,038.10
P032444				
Non-Interstate NHS Primary Program				
Federal Aid FHWA Preventative Maintenance in Abbeville County - SC 72				
Rehabilitation				
	2019-02-05	Payment to Road & Bridge Contractors	SATTERFIELD CONSTRUCTION CO INC	20,229.00
	2019-02-15	Payment to Road & Bridge Contractors	SATTERFIELD CONSTRUCTION CO INC	12,875.00
	2019-10-11	Payment to Road & Bridge Contractors	SATTERFIELD CONSTRUCTION CO INC	179,241.74
P032444 Total				212,345.74
P034712				
Non-NHS Primary Program				
Federal Aid FHWA Preventative Maintenance in Abbeville County - SC 28 CO2				
Rehabilitation				
	2019-02-05	Payment to Road & Bridge Contractors	SATTERFIELD CONSTRUCTION CO INC	19,845.00
	2019-02-15	Payment to Road & Bridge Contractors	SATTERFIELD CONSTRUCTION CO INC	12,810.36
	2019-08-13	Payment to Road & Bridge Contractors	SATTERFIELD CONSTRUCTION CO INC	527.50
	2019-09-12	Payment to Road & Bridge Contractors	SATTERFIELD CONSTRUCTION CO INC	67,577.71
	2019-10-11	Payment to Road & Bridge Contractors	SATTERFIELD CONSTRUCTION CO INC	7,216.00
P034712 Total				107,976.57
P036883				
2018 Federal Aid Secondary Pavement Program				
Federal Aid Preservation in Abbeville County - S- 114				
Preservation				
	2018-08-08	Payment to Road & Bridge Contractors	SATTERFIELD CONSTRUCTION CO INC	12,789.50
	2018-09-17	Payment to Road & Bridge Contractors	SATTERFIELD CONSTRUCTION CO INC	65,526.18
	2018-10-12	Payment to Road & Bridge Contractors	SATTERFIELD CONSTRUCTION CO INC	34,391.34
	2018-11-08	Payment to Road & Bridge Contractors	SATTERFIELD CONSTRUCTION CO INC	8,653.20
	2018-12-14	Payment to Road & Bridge Contractors	SATTERFIELD CONSTRUCTION CO INC	4,920.00
P036883 Total				126,280.22
P036798				
2018 Federal Aid Primary Preservation Program				
SCDOT Federal Aid Preservation in Abbeville County - SC 185, SC 20, SC 28				
Preservation				
	2019-03-14	Payment to Road & Bridge Contractors	GORDON COMPANY INC	17,918.38
	2019-04-09	Payment to Road & Bridge Contractors	GORDON COMPANY INC	890.63
	2019-05-30	Payment to Road & Bridge Contractors	GORDON COMPANY INC	250.00
P036798 Total				19,059.01

New Gas Tax Trust Fund Check Register

Vendor & Contractor Payments through October 31, 2019

County & Project Description	Posting Date	Expense Description	Vendor	Amount
P036766				
2018 Non-Interstate NHS Preservation Program				
SCDOT Federal Aid Preservation in Abbeville County - SC 72				
Preservation				
	2019-03-18	Engineering & Architectural Services	DAVIS & FLOYD INC	667.53
	2019-03-25	Payment to Road & Bridge Contractors	HUDSON CONSTRUCTION COMPANY	151,842.24
	2019-05-07	Payment to Road & Bridge Contractors	HUDSON CONSTRUCTION COMPANY	13,857.17
	2019-05-08	Payment to Road & Bridge Contractors	HUDSON CONSTRUCTION COMPANY	564,241.01
	2019-06-07	Payment to Road & Bridge Contractors	HUDSON CONSTRUCTION COMPANY	41,083.79
	2019-08-19	Payment to Road & Bridge Contractors	HUDSON CONSTRUCTION COMPANY	15,979.42
P036766 Total				787,671.16
P037495				
2019 FA Secondary Pavement Improvement Program				
Rehabilitation in Abbeville County - S- 131				
Rehabilitation				
	2019-03-18	Engineering & Architectural Services	DAVIS & FLOYD INC	6,707.24
	2019-04-17	Engineering & Architectural Services	DAVIS & FLOYD INC	1,990.27
	2019-06-19	Payment to Road & Bridge Contractors	SATTERFIELD CONSTRUCTION CO INC	17,833.35
	2019-06-30	Payment to Road & Bridge Contractors	SATTERFIELD CONSTRUCTION CO INC	11,416.66
	2019-09-16	Payment to Road & Bridge Contractors	SATTERFIELD CONSTRUCTION CO INC	3,667.25
	2019-10-16	Payment to Road & Bridge Contractors	SATTERFIELD CONSTRUCTION CO INC	38,344.38
P037495 Total				79,959.15
P037489				
2019 Non- NHS Primary Pavement Improvement Program				
Rehabilitation in Abbeville County - SC 28				
Rehabilitation				
	2019-04-17	Engineering & Architectural Services	DAVIS & FLOYD INC	576.55
P037489 Total				576.55
P037714				
2019 Non-FA Secondaries Pavement Improvement Program				
Preservation in Abbeville County - S- 126, S- 215, S- 370, S- 371, S- 382, S- 383, S- 392, S- 393, S- 418, S- 433, S- 903, S- 905				
Preservation				
	2019-06-13	Payment to Road & Bridge Contractors	REMAC ASPHALT MAINTENANCE INC	19,352.00
	2019-06-30	Payment to Road & Bridge Contractors	REMAC ASPHALT MAINTENANCE INC	2,619.80
P037714 Total				21,971.80
P037827				
2019 Non-Interstate NHS Pavement Improvement Program				
Preservation in Abbeville County - SC 72				
Preservation				
	2019-07-18	Payment to Road & Bridge Contractors	SLURRY PAVERS INC	84,678.70
	2019-09-24	Payment to Road & Bridge Contractors	SLURRY PAVERS INC	178,043.20
	2019-10-15	Payment to Road & Bridge Contractors	SLURRY PAVERS INC	97,568.92
P037827 Total				360,290.82

New Gas Tax Trust Fund Check Register

Vendor & Contractor Payments through October 31, 2019

County & Project Description	Posting Date	Expense Description	Vendor	Amount
P030074				
2017 Non-NHS Primary Program				
Reconstruction of SC 185 in Abbeville County - SC 185				
Reconstruction				
	2019-08-19	Payment to Road & Bridge Contractors	SATTERFIELD CONSTRUCTION CO INC	20,373.35
	2019-09-12	Payment to Road & Bridge Contractors	SATTERFIELD CONSTRUCTION CO INC	211,374.44
	2019-10-11	Payment to Road & Bridge Contractors	SATTERFIELD CONSTRUCTION CO INC	249,308.47
	2019-10-24	Contractual Agreements with Gov't/Non-Profit Entity	DEPT OF PUBLIC SAFETY	5,564.32
P030074 Total				486,620.58
P032435				
2018 Non-NHS Primary Program				
Non-NHS Primary Reconstruction/ Rehabilitation in Abbeville County - SC 185, SC 20 CON				
Reconstruction				
	2019-08-19	Payment to Road & Bridge Contractors	SATTERFIELD CONSTRUCTION CO INC	221,932.36
	2019-09-12	Payment to Road & Bridge Contractors	SATTERFIELD CONSTRUCTION CO INC	690,648.50
	2019-10-11	Payment to Road & Bridge Contractors	SATTERFIELD CONSTRUCTION CO INC	101,433.34
P032435 Total				1,014,014.20
P032436				
2018 Federal Aid Secondary Program				
Federal Aid Secondary Reconstruction in Abbeville County - S- 120				
Reconstruction				
	2019-08-19	Payment to Road & Bridge Contractors	SATTERFIELD CONSTRUCTION CO INC	20,541.33
	2019-09-12	Payment to Road & Bridge Contractors	SATTERFIELD CONSTRUCTION CO INC	56,158.34
	2019-10-11	Payment to Road & Bridge Contractors	SATTERFIELD CONSTRUCTION CO INC	101,921.41
P032436 Total				178,621.08
P037828				
2019 Non- NHS Primary Pavement Improvement Program				
Preservation in Abbeville County - SC 20				
Preservation				
	2019-08-27	Payment to Road & Bridge Contractors	SATTERFIELD CONSTRUCTION CO INC	14,960.00
	2019-09-16	Payment to Road & Bridge Contractors	SATTERFIELD CONSTRUCTION CO INC	7,000.00
P037828 Total				21,960.00
Abbeville Total				3,922,384.98

New Gas Tax Trust Fund Check Register

Vendor & Contractor Payments through October 31, 2019

County & Project Description	Posting Date	Expense Description	Vendor	Amount
Aiken				
P032512				
2018 Non-Interstate NHS Program				
Federal Aid Rehabilitation in Aiken County - SC 19, US 1				
Rehabilitation				
	2018-08-03	Engineering & Architectural Services	MICHAEL BAKER INTERNATIONAL INC	2,658.95
	2018-08-21	Payment to Road & Bridge Contractors	ATC SITE CONSTRUCTION LLC	78,353.04
	2018-12-18	Engineering & Architectural Services	CIVIL ENGINEERING CONSULTING SERVIC	252.00
	2019-01-23	Engineering & Architectural Services	CIVIL ENGINEERING CONSULTING SERVIC	1,656.33
	2019-02-06	Payment to Road & Bridge Contractors	ATC SITE CONSTRUCTION LLC	35,925.00
	2019-03-08	Payment to Road & Bridge Contractors	ATC SITE CONSTRUCTION LLC	255,796.82
	2019-03-19	Engineering & Architectural Services	CIVIL ENGINEERING CONSULTING SERVIC	8,673.64
	2019-04-08	Engineering & Architectural Services	F&ME CONSULTANTS INC	632.35
	2019-04-10	Payment to Road & Bridge Contractors	ATC SITE CONSTRUCTION LLC	1,287,218.72
	2019-04-23	Engineering & Architectural Services	CIVIL ENGINEERING CONSULTING SERVIC	24,905.90
	2019-05-07	Engineering & Architectural Services	F&ME CONSULTANTS INC	6,990.78
	2019-05-08	Payment to Road & Bridge Contractors	ATC SITE CONSTRUCTION LLC	663,897.32
	2019-05-24	Engineering & Architectural Services	CIVIL ENGINEERING CONSULTING SERVIC	12,539.85
	2019-05-28	Engineering & Architectural Services	F&ME CONSULTANTS INC	1,880.71
	2019-06-06	Payment to Road & Bridge Contractors	ATC SITE CONSTRUCTION LLC	981,608.35
	2019-06-21	Engineering & Architectural Services	F&ME CONSULTANTS INC	1,396.87
	2019-06-21	Engineering & Architectural Services	CIVIL ENGINEERING CONSULTING SERVIC	39,086.58
	2019-06-30	Payment to Road & Bridge Contractors	ATC SITE CONSTRUCTION LLC	157,865.61
	2019-07-24	Engineering & Architectural Services	CIVIL ENGINEERING CONSULTING SERVIC	25,040.17
	2019-08-07	Payment to Road & Bridge Contractors	Pmt Rd & Brdg Contr	(39,006.35)
	2019-08-14	Engineering & Architectural Services	F&ME CONSULTANTS INC	2,553.50
	2019-08-21	Engineering & Architectural Services	CIVIL ENGINEERING CONSULTING SERVIC	1,993.62
	2019-09-06	Payment to Road & Bridge Contractors	ATC SITE CONSTRUCTION LLC	89,627.70
	2019-09-16	Engineering & Architectural Services	CIVIL ENGINEERING CONSULTING SERVIC	9,031.07
	2019-10-04	Payment to Road & Bridge Contractors	ATC SITE CONSTRUCTION LLC	35,332.01
	2019-10-21	Engineering & Architectural Services	CIVIL ENGINEERING CONSULTING SERVIC	3,007.04
P032512 Total				3,688,917.58

New Gas Tax Trust Fund Check Register

Vendor & Contractor Payments through October 31, 2019

County & Project Description	Posting Date	Expense Description	Vendor	Amount
P032530				
2018 Federal Aid Secondary Program				
Rehab in Aiken County - S- 120, S- 1230, S- 1506, S- 177, S- 182, S- 197, S- 3, S- 406, S- 511, S- 567, S- 79				
Rehabilitation				
	2018-08-03	Engineering & Architectural Services	MICHAEL BAKER INTERNATIONAL INC	1,447.20
	2019-02-06	Payment to Road & Bridge Contractors	ATC SITE CONSTRUCTION LLC	159,061.73
	2019-02-15	Engineering & Architectural Services	CIVIL ENGINEERING CONSULTING SERVIC	1,419.63
	2019-03-04	Engineering & Architectural Services	F&ME CONSULTANTS INC	420.59
	2019-03-08	Payment to Road & Bridge Contractors	ATC SITE CONSTRUCTION LLC	88,588.84
	2019-03-19	Engineering & Architectural Services	CIVIL ENGINEERING CONSULTING SERVIC	384.58
	2019-04-08	Engineering & Architectural Services	F&ME CONSULTANTS INC	1,314.39
	2019-04-10	Payment to Road & Bridge Contractors	ATC SITE CONSTRUCTION LLC	79,865.69
	2019-05-08	Payment to Road & Bridge Contractors	ATC SITE CONSTRUCTION LLC	226,152.37
	2019-05-24	Engineering & Architectural Services	CIVIL ENGINEERING CONSULTING SERVIC	4,974.89
	2019-05-28	Engineering & Architectural Services	F&ME CONSULTANTS INC	1,273.51
	2019-06-03	Engineering & Architectural Services	MICHAEL BAKER INTERNATIONAL INC	1,939.79
	2019-06-06	Payment to Road & Bridge Contractors	ATC SITE CONSTRUCTION LLC	20,513.07
	2019-06-30	Payment to Road & Bridge Contractors	ATC SITE CONSTRUCTION LLC	723,900.49
	2019-07-24	Engineering & Architectural Services	CIVIL ENGINEERING CONSULTING SERVIC	22,396.71
	2019-08-07	Payment to Road & Bridge Contractors	ATC SITE CONSTRUCTION LLC	375,199.58
	2019-08-21	Engineering & Architectural Services	CIVIL ENGINEERING CONSULTING SERVIC	23,227.59
	2019-08-26	Engineering & Architectural Services	F&ME CONSULTANTS INC	1,436.89
	2019-09-06	Payment to Road & Bridge Contractors	ATC SITE CONSTRUCTION LLC	61,522.25
	2019-09-16	Engineering & Architectural Services	CIVIL ENGINEERING CONSULTING SERVIC	11,186.40
	2019-10-04	Payment to Road & Bridge Contractors	ATC SITE CONSTRUCTION LLC	9,353.90
	2019-10-21	Engineering & Architectural Services	CIVIL ENGINEERING CONSULTING SERVIC	5,095.69
P032530 Total				1,820,675.78
P034751				
2018 Federal Aid Secondary Program				
Federal Aid Secondary Preservation in Aiken County - S- 281, S- 29, S- 36				
Preservation				
	2018-10-05	Payment to Road & Bridge Contractors	ATC SITE CONSTRUCTION LLC	21,880.67
	2018-11-08	Payment to Road & Bridge Contractors	ATC SITE CONSTRUCTION LLC	201,683.30
	2018-12-03	Engineering & Architectural Services	CIVIL ENGINEERING CONSULTING SERVIC	5,797.69
	2018-12-06	Payment to Road & Bridge Contractors	ATC SITE CONSTRUCTION LLC	37,165.92
	2018-12-18	Engineering & Architectural Services	CIVIL ENGINEERING CONSULTING SERVIC	4,647.59
	2019-01-10	Payment to Road & Bridge Contractors	ATC SITE CONSTRUCTION LLC	172,727.86
	2019-01-23	Engineering & Architectural Services	CIVIL ENGINEERING CONSULTING SERVIC	4,951.29
	2019-02-04	Payment to Road & Bridge Contractors	ATC SITE CONSTRUCTION LLC	22,088.66
	2019-02-05	Engineering & Architectural Services	CDM SMITH INC	702.68
	2019-02-15	Engineering & Architectural Services	CIVIL ENGINEERING CONSULTING SERVIC	4,077.16
	2019-03-01	Engineering & Architectural Services	F&ME CONSULTANTS INC	806.53
	2019-03-04	Payment to Road & Bridge Contractors	ATC SITE CONSTRUCTION LLC	230.00
	2019-03-19	Engineering & Architectural Services	CIVIL ENGINEERING CONSULTING SERVIC	1,217.77
	2019-04-10	Payment to Road & Bridge Contractors	ATC SITE CONSTRUCTION LLC	9,311.52
	2019-04-23	Engineering & Architectural Services	CIVIL ENGINEERING CONSULTING SERVIC	571.50
	2019-05-08	Payment to Road & Bridge Contractors	ATC SITE CONSTRUCTION LLC	2,939.00
	2019-05-24	Engineering & Architectural Services	CIVIL ENGINEERING CONSULTING SERVIC	520.61
	2019-06-21	Engineering & Architectural Services	CIVIL ENGINEERING CONSULTING SERVIC	186.93
	2019-07-24	Engineering & Architectural Services	CIVIL ENGINEERING CONSULTING SERVIC	1,030.85
	2019-09-17	Payment to Road & Bridge Contractors	ATC SITE CONSTRUCTION LLC	(1,826.74)
P034751 Total				490,710.79

New Gas Tax Trust Fund Check Register

Vendor & Contractor Payments through October 31, 2019

County & Project Description	Posting Date	Expense Description	Vendor	Amount
P037068				
US 1 Safety Improvements in Aiken County				
Safety Improvements from Mile Point 19.0 to Mile Point 28.7 - US 1				
Safety Improvement				
	2018-06-30	Payment to Road & Bridge Contractors	SATTERFIELD CONSTRUCTION CO INC	108,316.00
	2018-08-16	Engineering & Architectural Services	MICHAEL BAKER INTERNATIONAL INC	5,133.25
	2018-10-12	Payment to Road & Bridge Contractors	SATTERFIELD CONSTRUCTION CO INC	138,002.00
	2018-11-08	Engineering & Architectural Services	CIVIL ENGINEERING CONSULTING SERVIC	3,423.48
	2018-11-08	Payment to Road & Bridge Contractors	SATTERFIELD CONSTRUCTION CO INC	1,478,339.40
	2018-12-03	Engineering & Architectural Services	CDM SMITH INC	238.59
	2018-12-03	Engineering & Architectural Services	CIVIL ENGINEERING CONSULTING SERVIC	16,349.32
	2018-12-04	Engineering & Architectural Services	F&ME CONSULTANTS INC	672.12
	2018-12-14	Payment to Road & Bridge Contractors	SATTERFIELD CONSTRUCTION CO INC	359,154.14
	2018-12-18	Engineering & Architectural Services	CIVIL ENGINEERING CONSULTING SERVIC	6,737.72
	2019-01-09	Engineering & Architectural Services	CDM SMITH INC	17,499.30
	2019-01-10	Engineering & Architectural Services	CIVIL ENGINEERING CONSULTING SERVIC	3,813.44
	2019-01-11	Payment to Road & Bridge Contractors	SATTERFIELD CONSTRUCTION CO INC	115,700.00
	2019-01-18	Engineering & Architectural Services	F&ME CONSULTANTS INC	973.10
	2019-02-05	Engineering & Architectural Services	CDM SMITH INC	9,871.67
	2019-02-15	Engineering & Architectural Services	CIVIL ENGINEERING CONSULTING SERVIC	2,163.12
	2019-02-15	Payment to Road & Bridge Contractors	SATTERFIELD CONSTRUCTION CO INC	29,804.28
	2019-03-19	Engineering & Architectural Services	CIVIL ENGINEERING CONSULTING SERVIC	2,878.97
	2019-04-10	Payment to Road & Bridge Contractors	SATTERFIELD CONSTRUCTION CO INC	147,023.80
	2019-04-23	Engineering & Architectural Services	CIVIL ENGINEERING CONSULTING SERVIC	3,156.58
	2019-05-09	Payment to Road & Bridge Contractors	SATTERFIELD CONSTRUCTION CO INC	38,155.70
	2019-05-24	Engineering & Architectural Services	CIVIL ENGINEERING CONSULTING SERVIC	945.35
	2019-06-30	Payment to Road & Bridge Contractors	SATTERFIELD CONSTRUCTION CO INC	24,269.37
P037068 Total				2,512,620.70
P034752				
2018 Non-Interstate NHS Primary Program				
Non-Interstate NHS Primary Preservation in Aiken County - US 25 BUS, US 78				
Preservation				
	2018-10-05	Payment to Road & Bridge Contractors	ATC SITE CONSTRUCTION LLC	19,612.67
	2018-11-08	Payment to Road & Bridge Contractors	ATC SITE CONSTRUCTION LLC	159,397.19
	2018-12-03	Engineering & Architectural Services	CIVIL ENGINEERING CONSULTING SERVIC	2,408.41
	2018-12-06	Payment to Road & Bridge Contractors	ATC SITE CONSTRUCTION LLC	48,111.73
	2019-01-10	Engineering & Architectural Services	CIVIL ENGINEERING CONSULTING SERVIC	1,169.18
	2019-01-10	Payment to Road & Bridge Contractors	ATC SITE CONSTRUCTION LLC	121,595.18
	2019-01-18	Engineering & Architectural Services	F&ME CONSULTANTS INC	740.96
	2019-01-23	Engineering & Architectural Services	CIVIL ENGINEERING CONSULTING SERVIC	2,022.05
	2019-02-04	Payment to Road & Bridge Contractors	ATC SITE CONSTRUCTION LLC	122,933.88
	2019-02-05	Engineering & Architectural Services	CDM SMITH INC	530.09
	2019-02-15	Engineering & Architectural Services	CIVIL ENGINEERING CONSULTING SERVIC	3,744.48
	2019-03-04	Engineering & Architectural Services	F&ME CONSULTANTS INC	588.81
	2019-03-04	Payment to Road & Bridge Contractors	ATC SITE CONSTRUCTION LLC	19,670.75
	2019-03-19	Engineering & Architectural Services	CIVIL ENGINEERING CONSULTING SERVIC	4,147.92
	2019-04-10	Payment to Road & Bridge Contractors	ATC SITE CONSTRUCTION LLC	41,449.20
	2019-04-23	Engineering & Architectural Services	CIVIL ENGINEERING CONSULTING SERVIC	2,088.37
P034752 Total				550,210.87

New Gas Tax Trust Fund Check Register

Vendor & Contractor Payments through October 31, 2019

County & Project Description	Posting Date	Expense Description	Vendor	Amount
P034753				
2018 Non-NHS Primary Program				
Non-NHS Primary Preservation in Aiken County - SC 230				
Preservation				
	2018-10-05	Payment to Road & Bridge Contractors	ATC SITE CONSTRUCTION LLC	19,450.66
	2018-12-06	Payment to Road & Bridge Contractors	ATC SITE CONSTRUCTION LLC	235,442.94
	2018-12-18	Engineering & Architectural Services	CIVIL ENGINEERING CONSULTING SERVIC	3,504.62
	2019-01-10	Engineering & Architectural Services	CIVIL ENGINEERING CONSULTING SERVIC	441.81
	2019-01-10	Payment to Road & Bridge Contractors	ATC SITE CONSTRUCTION LLC	2,346.67
	2019-01-18	Engineering & Architectural Services	F&ME CONSULTANTS INC	373.20
	2019-02-04	Payment to Road & Bridge Contractors	ATC SITE CONSTRUCTION LLC	43,990.60
	2019-02-15	Engineering & Architectural Services	CIVIL ENGINEERING CONSULTING SERVIC	5,143.45
	2019-04-10	Payment to Road & Bridge Contractors	ATC SITE CONSTRUCTION LLC	18,215.29
	2019-04-23	Engineering & Architectural Services	CIVIL ENGINEERING CONSULTING SERVIC	496.73
	2019-05-08	Payment to Road & Bridge Contractors	ATC SITE CONSTRUCTION LLC	8,573.49
	2019-06-06	Payment to Road & Bridge Contractors	ATC SITE CONSTRUCTION LLC	3,712.50
	2019-07-24	Engineering & Architectural Services	CIVIL ENGINEERING CONSULTING SERVIC	758.43
P034753 Total				342,450.39
P038367				
US 278 Safety Improvements in Aiken County				
RRSP Safety Improvements from near S-581 (Church Rd.) to near SC 19 - US 278				
Safety Improvement				
	2019-03-13	Printing, Binding, Advertising	AIKEN STANDARD	127.61
	2019-04-10	Printing, Binding, Advertising	AIKEN STANDARD	52.63
	2019-05-09	Engineering & Architectural Services	QUANTUM SPATIAL INC	20,705.93
	2019-05-21	Printing, Binding, Advertising	AUGUSTA CHRONICLE	25.00
	2019-06-18	Engineering & Architectural Services	QUANTUM SPATIAL INC	9,964.94
	2019-07-16	Engineering & Architectural Services	QUANTUM SPATIAL INC	3,559.89
	2019-07-25	Engineering & Architectural Services	AECOM TECHNICAL SERVICES INC	42,413.97
	2019-08-16	Engineering & Architectural Services	QUANTUM SPATIAL INC	7,353.23
	2019-09-09	Engineering & Architectural Services	QUANTUM SPATIAL INC	6,613.10
	2019-10-11	Engineering & Architectural Services	QUANTUM SPATIAL INC	2,930.48
P038367 Total				93,746.78
P037357				
2019 Non-NHS Primary Preservation Program				
SCDOT Preservation in Aiken County - SC 113, SC 421				
Preservation				
	2019-05-15	Payment to Road & Bridge Contractors	SATTERFIELD CONSTRUCTION CO INC	156,148.69
	2019-05-24	Engineering & Architectural Services	CIVIL ENGINEERING CONSULTING SERVIC	5,835.99
	2019-05-28	Engineering & Architectural Services	F&ME CONSULTANTS INC	694.02
	2019-06-03	Engineering & Architectural Services	MICHAEL BAKER INTERNATIONAL INC	1,350.29
	2019-06-30	Payment to Road & Bridge Contractors	SATTERFIELD CONSTRUCTION CO INC	10,350.00
	2019-08-19	Payment to Road & Bridge Contractors	SATTERFIELD CONSTRUCTION CO INC	141,887.25
	2019-08-21	Engineering & Architectural Services	CIVIL ENGINEERING CONSULTING SERVIC	915.23
	2019-08-26	Engineering & Architectural Services	F&ME CONSULTANTS INC	863.76
	2019-09-11	Payment to Road & Bridge Contractors	SATTERFIELD CONSTRUCTION CO INC	14,025.20
	2019-10-11	Payment to Road & Bridge Contractors	SATTERFIELD CONSTRUCTION CO INC	674.90
P037357 Total				332,745.33

New Gas Tax Trust Fund Check Register

Vendor & Contractor Payments through October 31, 2019

County & Project Description	Posting Date	Expense Description	Vendor	Amount
P037493				
2019 FA Secondary Preservation Program				
SCDOT Preservation in Aiken County - S- 2183, S- 380, S- 716, S- 734				
Preservation				
	2019-05-15	Payment to Road & Bridge Contractors	SATTERFIELD CONSTRUCTION CO INC	181,782.61
	2019-05-24	Engineering & Architectural Services	CIVIL ENGINEERING CONSULTING SERVIC	6,965.26
	2019-05-28	Engineering & Architectural Services	F&ME CONSULTANTS INC	123.80
	2019-06-30	Payment to Road & Bridge Contractors	SATTERFIELD CONSTRUCTION CO INC	7,270.00
	2019-08-19	Payment to Road & Bridge Contractors	SATTERFIELD CONSTRUCTION CO INC	79,463.60
	2019-08-21	Engineering & Architectural Services	CIVIL ENGINEERING CONSULTING SERVIC	2,532.46
	2019-08-26	Engineering & Architectural Services	F&ME CONSULTANTS INC	291.84
	2019-09-11	Payment to Road & Bridge Contractors	SATTERFIELD CONSTRUCTION CO INC	19,538.00
	2019-10-11	Payment to Road & Bridge Contractors	SATTERFIELD CONSTRUCTION CO INC	6,409.10
	2019-10-21	Engineering & Architectural Services	CIVIL ENGINEERING CONSULTING SERVIC	758.43
P037493 Total				305,135.10
P037306				
2019 Non-FA Secondary Pavement Improvement Program				
Rehabilitation in Aiken County - S- 1248, S- 1251, S- 1268, S- 132, S- 133, S- 135, S- 138, S- 14, S- 1428, S- 169, S- 1703, S- 1988, S- 221, S- 236, S- 464, S- 52, S- 732, S- 88				
Rehabilitation				
	2019-05-24	Engineering & Architectural Services	CIVIL ENGINEERING CONSULTING SERVIC	570.43
	2019-06-21	Engineering & Architectural Services	CIVIL ENGINEERING CONSULTING SERVIC	816.49
	2019-09-11	Highway Maintenance Contracts	SATTERFIELD CONSTRUCTION CO INC	11,702.40
P037306 Total				13,089.32
P037481				
2019 Non-Interstate NHS Preservation Program				
SCDOT Preservation in Aiken County - SC 118, SC 19, US 1				
Preservation				
	2019-05-15	Payment to Road & Bridge Contractors	SATTERFIELD CONSTRUCTION CO INC	161,426.88
	2019-06-30	Payment to Road & Bridge Contractors	SATTERFIELD CONSTRUCTION CO INC	7,270.00
	2019-08-19	Payment to Road & Bridge Contractors	SATTERFIELD CONSTRUCTION CO INC	235,537.28
	2019-08-21	Engineering & Architectural Services	CIVIL ENGINEERING CONSULTING SERVIC	13,148.10
	2019-08-26	Engineering & Architectural Services	F&ME CONSULTANTS INC	291.84
	2019-09-11	Payment to Road & Bridge Contractors	SATTERFIELD CONSTRUCTION CO INC	12,361.20
	2019-09-16	Engineering & Architectural Services	CIVIL ENGINEERING CONSULTING SERVIC	2,755.37
	2019-09-25	Engineering & Architectural Services	F&ME CONSULTANTS INC	207.10
	2019-10-11	Payment to Road & Bridge Contractors	SATTERFIELD CONSTRUCTION CO INC	11,598.30
	2019-10-21	Engineering & Architectural Services	CIVIL ENGINEERING CONSULTING SERVIC	4,821.14
P037481 Total				449,417.21
P037304				
2019 FA Secondary Pavement Improvement Program				
Reconstruction/Rehabilitation in Aiken County - , S- 1303, S- 49				
Rehabilitation				
	2019-06-21	Engineering & Architectural Services	CIVIL ENGINEERING CONSULTING SERVIC	2,019.44
	2019-09-11	Payment to Road & Bridge Contractors	SATTERFIELD CONSTRUCTION CO INC	39,890.00
	2019-10-21	Engineering & Architectural Services	CIVIL ENGINEERING CONSULTING SERVIC	3,815.47
P037304 Total				45,724.91

New Gas Tax Trust Fund Check Register

Vendor & Contractor Payments through October 31, 2019

County & Project Description	Posting Date	Expense Description	Vendor	Amount
P037356				
2019 Statewide Non-Interstate NHS Pavement Improvement Program				
Rehabilitation in Aiken County - SC 19, US 78				
Rehabilitation				
	2019-08-21	Engineering & Architectural Services	CIVIL ENGINEERING CONSULTING SERVIC	646.27
	2019-09-11	Payment to Road & Bridge Contractors	SATTERFIELD CONSTRUCTION CO INC	41,759.00
	2019-09-16	Engineering & Architectural Services	CIVIL ENGINEERING CONSULTING SERVIC	4,536.51
P037356 Total				46,941.78
P037309				
2019 Non-NHS Primary Pavement Improvement Program				
Rehabilitation in Aiken County - SC 125, US 278				
Rehabilitation				
	2019-09-11	Payment to Road & Bridge Contractors	SATTERFIELD CONSTRUCTION CO INC	42,200.00
	2019-09-16	Engineering & Architectural Services	CIVIL ENGINEERING CONSULTING SERVIC	552.11
P037309 Total				42,752.11
Aiken Total				10,735,138.65

New Gas Tax Trust Fund Check Register

Vendor & Contractor Payments through October 31, 2019

County & Project Description	Posting Date	Expense Description	Vendor	Amount
Aiken, Saluda				
P038121				
US 1 Safety Improvements in Aiken/Saluda County				
Safety Improvements from near S-1725 to near Lexington County Line - US 1				
Safety Improvement				
	2019-08-21	Engineering & Architectural Services	CIVIL ENGINEERING CONSULTING SERVIC	4,084.41
	2019-09-16	Engineering & Architectural Services	CIVIL ENGINEERING CONSULTING SERVIC	3,787.91
P038121 Total				7,872.32
Aiken, Saluda Total				7,872.32

New Gas Tax Trust Fund Check Register

Vendor & Contractor Payments through October 31, 2019

County & Project Description	Posting Date	Expense Description	Vendor	Amount
Allendale				
P036756				
2018 Non-NHS Primary Program				
Non-NHS Primary Rehabilitation in Allendale County - US 278				
Rehabilitation				
	2018-11-07	Engineering & Architectural Services	F&M CONSULTANTS INC	671.89
	2018-11-28	Engineering & Architectural Services	F&M CONSULTANTS INC	395.86
	2018-12-04	Engineering & Architectural Services	F&M CONSULTANTS INC	289.35
	2019-01-10	Payment to Road & Bridge Contractors	THE LANE CONSTRUCTION CORPORATION	127,705.24
	2019-01-18	Engineering & Architectural Services	F&M CONSULTANTS INC	927.15
	2019-01-23	Engineering & Architectural Services	CIVIL ENGINEERING CONSULTING SERVIC	553.03
	2019-02-05	Payment to Road & Bridge Contractors	EUROVIA ATLANTIC COAST LLC	104,104.83
	2019-03-01	Engineering & Architectural Services	F&M CONSULTANTS INC	4,573.55
	2019-03-04	Engineering & Architectural Services	F&M CONSULTANTS INC	1,904.74
	2019-03-21	Payment to Road & Bridge Contractors	EUROVIA ATLANTIC COAST LLC	1,440.00
	2019-04-08	Engineering & Architectural Services	F&M CONSULTANTS INC	544.77
	2019-04-23	Engineering & Architectural Services	CIVIL ENGINEERING CONSULTING SERVIC	2,779.39
	2019-05-07	Engineering & Architectural Services	F&M CONSULTANTS INC	5,803.72
	2019-05-23	Payment to Road & Bridge Contractors	EUROVIA ATLANTIC COAST LLC	146,943.87
	2019-05-24	Engineering & Architectural Services	CIVIL ENGINEERING CONSULTING SERVIC	868.61
	2019-05-28	Engineering & Architectural Services	F&M CONSULTANTS INC	1,180.99
	2019-06-21	Engineering & Architectural Services	F&M CONSULTANTS INC	541.75
	2019-06-30	Payment to Road & Bridge Contractors	EUROVIA ATLANTIC COAST LLC	677.80
	2019-07-17	Engineering & Architectural Services	F&M CONSULTANTS INC	831.79
	2019-08-14	Engineering & Architectural Services	F&M CONSULTANTS INC	221.76
	2019-08-22	Payment to Road & Bridge Contractors	EUROVIA ATLANTIC COAST LLC	7,018.18
	2019-08-26	Engineering & Architectural Services	F&M CONSULTANTS INC	832.74
	2019-09-16	Engineering & Architectural Services	CIVIL ENGINEERING CONSULTING SERVIC	1,910.01
	2019-09-25	Engineering & Architectural Services	F&M CONSULTANTS INC	4,425.39
	2019-10-01	Payment to Road & Bridge Contractors	EUROVIA ATLANTIC COAST LLC	258,503.63
	2019-10-21	Engineering & Architectural Services	CIVIL ENGINEERING CONSULTING SERVIC	1,752.22
	2019-10-30	Payment to Road & Bridge Contractors	EUROVIA ATLANTIC COAST LLC	276,341.40
P036756 Total				953,743.66
P036757				
2018 Federal Aid Secondary Program				
Federal Aid Secondary Rehabilitation in Allendale County - S- 18, S- 22				
Rehabilitation				
	2018-11-07	Engineering & Architectural Services	F&M CONSULTANTS INC	396.89
	2018-11-28	Engineering & Architectural Services	F&M CONSULTANTS INC	395.86
	2018-12-04	Engineering & Architectural Services	F&M CONSULTANTS INC	225.60
	2019-01-10	Engineering & Architectural Services	CIVIL ENGINEERING CONSULTING SERVIC	1,152.62
	2019-01-10	Payment to Road & Bridge Contractors	THE LANE CONSTRUCTION CORPORATION	65,708.82
	2019-01-18	Engineering & Architectural Services	F&M CONSULTANTS INC	2,963.73
	2019-02-05	Payment to Road & Bridge Contractors	EUROVIA ATLANTIC COAST LLC	29,166.13
	2019-03-01	Engineering & Architectural Services	F&M CONSULTANTS INC	1,160.08
	2019-03-04	Engineering & Architectural Services	F&M CONSULTANTS INC	1,122.54
	2019-04-08	Engineering & Architectural Services	F&M CONSULTANTS INC	466.94
	2019-05-07	Engineering & Architectural Services	F&M CONSULTANTS INC	947.88
	2019-05-23	Payment to Road & Bridge Contractors	EUROVIA ATLANTIC COAST LLC	26,754.78
	2019-05-28	Engineering & Architectural Services	F&M CONSULTANTS INC	1,005.84
	2019-06-21	Engineering & Architectural Services	F&M CONSULTANTS INC	619.84
	2019-07-17	Engineering & Architectural Services	F&M CONSULTANTS INC	1,429.31
	2019-07-24	Engineering & Architectural Services	CIVIL ENGINEERING CONSULTING SERVIC	441.81
	2019-08-12	Payment to Road & Bridge Contractors	EUROVIA ATLANTIC COAST LLC	83,571.87
	2019-08-14	Engineering & Architectural Services	F&M CONSULTANTS INC	1,769.31

New Gas Tax Trust Fund Check Register

Vendor & Contractor Payments through October 31, 2019

County & Project Description	Posting Date	Expense Description	Vendor	Amount
Rehabilitation	2019-08-21	Engineering & Architectural Services	CIVIL ENGINEERING CONSULTING SERVIC	252.46
	2019-08-22	Payment to Road & Bridge Contractors	EUROVIA ATLANTIC COAST LLC	113,469.35
	2019-08-26	Engineering & Architectural Services	F&ME CONSULTANTS INC	5,183.73
	2019-09-25	Engineering & Architectural Services	F&ME CONSULTANTS INC	4,954.05
	2019-10-01	Payment to Road & Bridge Contractors	EUROVIA ATLANTIC COAST LLC	11,545.50
	2019-10-30	Payment to Road & Bridge Contractors	EUROVIA ATLANTIC COAST LLC	16,173.17
P036757 Total				370,878.11
P036923				
2018 Non-NHS Primary Program				
Non-NHS Primary Preservation in Allendale County - SC 3				
Preservation				
	2018-11-07	Engineering & Architectural Services	F&ME CONSULTANTS INC	682.95
	2018-11-28	Engineering & Architectural Services	F&ME CONSULTANTS INC	316.69
	2019-02-20	Payment to Road & Bridge Contractors	SLURRY PAVERS INC	10,984.65
	2019-03-04	Engineering & Architectural Services	F&ME CONSULTANTS INC	732.73
	2019-04-08	Engineering & Architectural Services	F&ME CONSULTANTS INC	1,309.71
	2019-04-11	Payment to Road & Bridge Contractors	SLURRY PAVERS INC	17,325.34
	2019-04-19	Payment to Road & Bridge Contractors	SLURRY PAVERS INC	451,218.96
	2019-05-07	Engineering & Architectural Services	F&ME CONSULTANTS INC	3,829.46
	2019-05-28	Engineering & Architectural Services	F&ME CONSULTANTS INC	1,005.51
	2019-06-21	Engineering & Architectural Services	F&ME CONSULTANTS INC	708.23
	2019-07-17	Engineering & Architectural Services	F&ME CONSULTANTS INC	105.69
	2019-09-20	Payment to Road & Bridge Contractors	Pmt Rd & Brdg Contr	(309,968.15)
	2019-10-16	Payment to Road & Bridge Contractors	SLURRY PAVERS INC	25,630.36
P036923 Total				203,882.13
P036926				
2018 Non-Interstate NHS Primary Program				
Non-Interstate NHS Primary Preservation in Allendale County - US 301				
Preservation				
	2018-11-07	Engineering & Architectural Services	F&ME CONSULTANTS INC	335.29
	2018-11-28	Engineering & Architectural Services	F&ME CONSULTANTS INC	316.69
	2019-02-20	Payment to Road & Bridge Contractors	SLURRY PAVERS INC	10,984.65
	2019-03-01	Engineering & Architectural Services	F&ME CONSULTANTS INC	303.23
	2019-03-04	Engineering & Architectural Services	F&ME CONSULTANTS INC	648.34
	2019-04-08	Engineering & Architectural Services	F&ME CONSULTANTS INC	3,323.80
	2019-04-11	Payment to Road & Bridge Contractors	SLURRY PAVERS INC	28,285.21
	2019-05-07	Engineering & Architectural Services	F&ME CONSULTANTS INC	6,227.13
	2019-05-28	Engineering & Architectural Services	F&ME CONSULTANTS INC	895.51
	2019-06-21	Engineering & Architectural Services	F&ME CONSULTANTS INC	1,903.83
	2019-07-17	Engineering & Architectural Services	F&ME CONSULTANTS INC	105.69
	2019-07-18	Payment to Road & Bridge Contractors	SLURRY PAVERS INC	12,160.30
	2019-09-20	Payment to Road & Bridge Contractors	Pmt Rd & Brdg Contr	309,968.15
	2019-10-16	Payment to Road & Bridge Contractors	SLURRY PAVERS INC	35,032.78
P036926 Total				410,490.60

New Gas Tax Trust Fund Check Register

Vendor & Contractor Payments through October 31, 2019

County & Project Description	Posting Date	Expense Description	Vendor	Amount
P037010				
2018 Federal Aid Secondary Program				
Federal Aid Secondary Preservation in Allendale County - S- 22				
Preservation				
	2018-11-07	Engineering & Architectural Services	F&ME CONSULTANTS INC	462.95
	2018-11-28	Engineering & Architectural Services	F&ME CONSULTANTS INC	316.69
	2019-02-20	Payment to Road & Bridge Contractors	SLURRY PAVERS INC	10,984.65
	2019-03-04	Engineering & Architectural Services	F&ME CONSULTANTS INC	853.18
	2019-03-19	Engineering & Architectural Services	CIVIL ENGINEERING CONSULTING SERVIC	536.48
	2019-04-08	Engineering & Architectural Services	F&ME CONSULTANTS INC	225.25
	2019-04-11	Payment to Road & Bridge Contractors	SLURRY PAVERS INC	23,183.07
	2019-04-19	Payment to Road & Bridge Contractors	SLURRY PAVERS INC	32,837.31
	2019-05-07	Engineering & Architectural Services	F&ME CONSULTANTS INC	3,422.11
	2019-05-28	Engineering & Architectural Services	F&ME CONSULTANTS INC	705.01
	2019-06-21	Engineering & Architectural Services	F&ME CONSULTANTS INC	931.39
	2019-07-17	Engineering & Architectural Services	F&ME CONSULTANTS INC	105.69
	2019-07-18	Payment to Road & Bridge Contractors	SLURRY PAVERS INC	1,510.36
	2019-10-16	Payment to Road & Bridge Contractors	SLURRY PAVERS INC	8,259.60
P037010 Total				84,333.74
P037317				
2019 Non-NHS Primary Pavement Improvement Program				
Rehabilitation in Allendale County - US 278				
Rehabilitation				
	2019-02-28	Engineering & Architectural Services	CDM SMITH INC	697.47
	2019-03-19	Payment to Road & Bridge Contractors	CR JACKSON INC	26,923.07
	2019-04-12	Payment to Road & Bridge Contractors	CR JACKSON INC	22,198.46
	2019-04-18	Engineering & Architectural Services	CDM SMITH INC	1,566.41
	2019-04-23	Engineering & Architectural Services	CDM SMITH INC	147.00
	2019-05-28	Engineering & Architectural Services	F&ME CONSULTANTS INC	907.90
	2019-06-12	Payment to Road & Bridge Contractors	CR JACKSON INC	234,066.50
	2019-06-14	Engineering & Architectural Services	CDM SMITH INC	5,060.22
	2019-06-30	Payment to Road & Bridge Contractors	CR JACKSON INC	5,384.61
P037317 Total				296,951.64
P037318				
2019 Non-NHS Primary Pavement Improvement Program				
Rehabilitation in Allendale County - US 301				
Rehabilitation				
	2019-02-28	Engineering & Architectural Services	CDM SMITH INC	697.47
	2019-03-19	Payment to Road & Bridge Contractors	CR JACKSON INC	40,863.07
	2019-04-12	Payment to Road & Bridge Contractors	CR JACKSON INC	13,138.46
	2019-04-18	Engineering & Architectural Services	CDM SMITH INC	1,976.94
	2019-05-24	Engineering & Architectural Services	CIVIL ENGINEERING CONSULTING SERVIC	757.38
	2019-05-28	Engineering & Architectural Services	F&ME CONSULTANTS INC	1,361.08
	2019-06-12	Payment to Road & Bridge Contractors	CR JACKSON INC	369,205.29
	2019-06-14	Engineering & Architectural Services	CDM SMITH INC	11,497.74
	2019-06-30	Payment to Road & Bridge Contractors	CR JACKSON INC	5,384.61
P037318 Total				444,882.04

New Gas Tax Trust Fund Check Register

Vendor & Contractor Payments through October 31, 2019

County & Project Description	Posting Date	Expense Description	Vendor	Amount
P037319				
2019 FA Secondary Pavement Improvement Program				
Rehabilitation in Allendale County - S- 22				
Rehabilitation				
	2019-02-28	Engineering & Architectural Services	CDM SMITH INC	630.47
	2019-03-19	Payment to Road & Bridge Contractors	CR JACKSON INC	26,923.07
	2019-04-12	Payment to Road & Bridge Contractors	CR JACKSON INC	11,538.46
	2019-06-12	Payment to Road & Bridge Contractors	CR JACKSON INC	5,384.61
	2019-06-14	Engineering & Architectural Services	CDM SMITH INC	565.47
	2019-06-30	Payment to Road & Bridge Contractors	CR JACKSON INC	5,384.61
P037319 Total				50,426.69
P037320				
2019 Non-FA Secondary Pavement Improvement Program				
Rehabilitation in Allendale County - S- 18, S- 8				
Rehabilitation				
	2019-02-28	Engineering & Architectural Services	CDM SMITH INC	281.38
	2019-03-19	Highway Maintenance Contracts	CR JACKSON INC	11,520.92
	2019-04-12	Highway Maintenance Contracts	CR JACKSON INC	9,365.54
	2019-04-18	Engineering & Architectural Services	CDM SMITH INC	687.70
	2019-06-12	Highway Maintenance Contracts	CR JACKSON INC	15,251.31
	2019-06-14	Engineering & Architectural Services	CDM SMITH INC	1,793.98
	2019-06-30	Highway Maintenance Contracts	CR JACKSON INC	1,615.38
P037320 Total				40,516.21
P036900				
2018 Non-NHS Primary Program				
Non-NHS Primary Preservation in Allendale County - SC 125				
Preservation				
	2019-05-15	Payment to Road & Bridge Contractors	BRIGGS BROTHERS ENTERPRISES CORP	8,640.00
	2019-05-28	Engineering & Architectural Services	F&ME CONSULTANTS INC	78.33
	2019-06-05	Payment to Road & Bridge Contractors	BRIGGS BROTHERS ENTERPRISES CORP	71,745.00
P036900 Total				80,463.33
P038016				
2019 Non-Interstate NHS Preservation Program				
SCDOT Preservation in Allendale County - US 301				
Preservation				
	2019-09-16	Engineering & Architectural Services	CDM SMITH INC	271.81
P038016 Total				271.81
P038042				
2019 FA Secondary Preservation Program				
SCDOT Preservation in Allendale County - S- 47				
Preservation				
	2019-10-03	Payment to Road & Bridge Contractors	ATC SITE CONSTRUCTION LLC	7,648.00
P038042 Total				7,648.00
P038072				
2019 Non-NHS Primary Preservation Program				
SCDOT Preservation in Allendale County - SC 641				
Preservation				
	2019-10-03	Payment to Road & Bridge Contractors	ATC SITE CONSTRUCTION LLC	7,648.00
P038072 Total				7,648.00
Allendale Total				2,952,135.96

New Gas Tax Trust Fund Check Register

Vendor & Contractor Payments through October 31, 2019

County & Project Description	Posting Date	Expense Description	Vendor	Amount
Anderson				
P032566				
Non-NHS Primary Pavement Program				
Preventative Maintenance in Anderson County - SC 81, US 178				
Rehabilitation				
	2018-09-17	Payment to Road & Bridge Contractors	ROGERS GROUP INC	42,538.01
	2018-10-18	Payment to Road & Bridge Contractors	ROGERS GROUP INC	48,867.50
	2018-10-24	Engineering & Architectural Services	DAVIS & FLOYD INC	5,216.70
	2018-11-20	Payment to Road & Bridge Contractors	ROGERS GROUP INC	636,165.38
	2018-11-29	Engineering & Architectural Services	DAVIS & FLOYD INC	7,488.52
	2018-12-14	Payment to Road & Bridge Contractors	ROGERS GROUP INC	39,012.35
	2018-12-17	Engineering & Architectural Services	S&ME INC	5,294.43
	2019-01-09	Engineering & Architectural Services	DAVIS & FLOYD INC	127.02
	2019-01-09	Engineering & Architectural Services	S&ME INC	944.86
	2019-01-10	Engineering & Architectural Services	DAVIS & FLOYD INC	2,394.47
	2019-01-17	Engineering & Architectural Services	DAVIS & FLOYD INC	6,483.20
	2019-02-11	Payment to Road & Bridge Contractors	ROGERS GROUP INC	303,250.29
	2019-02-12	Engineering & Architectural Services	DAVIS & FLOYD INC	1,648.95
	2019-03-13	Payment to Road & Bridge Contractors	ROGERS GROUP INC	42,433.24
	2019-03-15	Contractual Agreements with Gov't/Non-Profit Entity	DEPT OF PUBLIC SAFETY	4,991.03
	2019-03-18	Engineering & Architectural Services	DAVIS & FLOYD INC	8,136.54
	2019-04-15	Payment to Road & Bridge Contractors	ROGERS GROUP INC	357,132.30
	2019-04-17	Engineering & Architectural Services	DAVIS & FLOYD INC	1,094.56
	2019-05-23	Payment to Road & Bridge Contractors	ROGERS GROUP INC	858,158.04
	2019-06-12	Contractual Agreements with Gov't/Non-Profit Entity	DEPT OF PUBLIC SAFETY	3,585.11
	2019-06-12	Payment to Road & Bridge Contractors	ROGERS GROUP INC	261,407.52
	2019-06-14	Engineering & Architectural Services	DAVIS & FLOYD INC	17,211.26
	2019-06-20	Contractual Agreements with Gov't/Non-Profit Entity	DEPT OF PUBLIC SAFETY	6,332.27
	2019-06-24	Contractual Agreements with Gov't/Non-Profit Entity	DEPT OF PUBLIC SAFETY	3,052.88
	2019-07-19	Payment to Road & Bridge Contractors	ROGERS GROUP INC	10,665.42
	2019-08-15	Engineering & Architectural Services	DAVIS & FLOYD INC	10,742.83
	2019-08-21	Contractual Agreements with Gov't/Non-Profit Entity	DEPT OF PUBLIC SAFETY	3,303.92
	2019-08-23	Contractual Agreements with Gov't/Non-Profit Entity	DEPT OF PUBLIC SAFETY	775.38
	2019-09-03	Engineering & Architectural Services	DAVIS & FLOYD INC	12,658.19
P032566 Total				2,701,112.17
P036822				
2018 Non-Interstate NHS Preservation Program				
SCDOT Federal Aid Preservation in Anderson County - US 76				
Preservation				
	2018-03-15	Engineering & Architectural Services	DAVIS & FLOYD INC	427.62
	2018-07-23	Payment to Road & Bridge Contractors	KING ASPHALT INC	42,044.50
	2018-08-21	Payment to Road & Bridge Contractors	KING ASPHALT INC	589,804.39
	2018-09-18	Payment to Road & Bridge Contractors	KING ASPHALT INC	72,902.08
	2018-11-09	Payment to Road & Bridge Contractors	KING ASPHALT INC	1,827.70
	2018-12-03	Engineering & Architectural Services	DAVIS & FLOYD INC	4,108.48
	2019-01-10	Payment to Road & Bridge Contractors	KING ASPHALT INC	6,948.90
	2019-03-25	Payment to Road & Bridge Contractors	KING ASPHALT INC	33,679.20
	2019-05-08	Payment to Road & Bridge Contractors	KING ASPHALT INC	4,848.44
	2019-08-15	Engineering & Architectural Services	DAVIS & FLOYD INC	365.63
P036822 Total				756,956.94

New Gas Tax Trust Fund Check Register

Vendor & Contractor Payments through October 31, 2019

County & Project Description	Posting Date	Expense Description	Vendor	Amount
P036885				
2018 Federal Aid Secondary Preservation Program				
Federal Aid Preservation in Anderson County - S- 34				
Preservation				
	2018-07-23	Payment to Road & Bridge Contractors	KING ASPHALT INC	125,176.22
	2018-08-21	Payment to Road & Bridge Contractors	KING ASPHALT INC	225,862.06
	2018-09-18	Payment to Road & Bridge Contractors	KING ASPHALT INC	6,889.00
	2018-11-09	Payment to Road & Bridge Contractors	KING ASPHALT INC	1,421.00
	2019-01-10	Payment to Road & Bridge Contractors	KING ASPHALT INC	25,390.98
	2019-05-08	Payment to Road & Bridge Contractors	KING ASPHALT INC	8,690.00
	2019-08-15	Engineering & Architectural Services	DAVIS & FLOYD INC	1,910.32
P036885 Total				395,339.58
P034707				
Non-Interstate NHS Pavement Program				
Federal Aid FHWA Preventative Maintenance in Anderson County - US 76				
Rehabilitation				
	2018-11-29	Engineering & Architectural Services	DAVIS & FLOYD INC	7,627.15
	2019-01-10	Engineering & Architectural Services	DAVIS & FLOYD INC	281.90
	2019-01-17	Engineering & Architectural Services	DAVIS & FLOYD INC	1,390.80
	2019-02-11	Payment to Road & Bridge Contractors	ROGERS GROUP INC	66,540.60
	2019-03-13	Payment to Road & Bridge Contractors	ROGERS GROUP INC	214,102.20
	2019-03-18	Engineering & Architectural Services	DAVIS & FLOYD INC	1,334.73
	2019-04-15	Payment to Road & Bridge Contractors	ROGERS GROUP INC	14,018.92
	2019-04-17	Engineering & Architectural Services	DAVIS & FLOYD INC	9,729.05
	2019-05-23	Payment to Road & Bridge Contractors	ROGERS GROUP INC	68,597.05
	2019-06-12	Payment to Road & Bridge Contractors	ROGERS GROUP INC	491,308.05
	2019-06-14	Engineering & Architectural Services	DAVIS & FLOYD INC	4,236.54
	2019-07-19	Payment to Road & Bridge Contractors	ROGERS GROUP INC	2,857.55
	2019-08-15	Engineering & Architectural Services	DAVIS & FLOYD INC	9,589.34
	2019-09-03	Engineering & Architectural Services	DAVIS & FLOYD INC	8,560.87
P034707 Total				900,174.75
P030150				
2017 Non-Interstate NHS Program				
Rehabilitation of US 76 in Anderson County for the Federal Aid Pavement Improvement Program. - US 76				
Reconstruction				
	2019-03-08	Payment to Road & Bridge Contractors	ROGERS GROUP INC	265,327.70
	2019-04-10	Payment to Road & Bridge Contractors	ROGERS GROUP INC	191,006.49
	2019-05-08	Payment to Road & Bridge Contractors	ROGERS GROUP INC	8,475.34
	2019-06-12	Contractual Agreements with Gov't/Non-Profit Entity	DEPT OF PUBLIC SAFETY	1,898.00
	2019-06-13	Payment to Road & Bridge Contractors	ROGERS GROUP INC	49,624.56
	2019-06-14	Engineering & Architectural Services	DAVIS & FLOYD INC	4,224.77
	2019-07-19	Payment to Road & Bridge Contractors	ROGERS GROUP INC	1,501.39
	2019-08-23	Contractual Agreements with Gov't/Non-Profit Entity	DEPT OF PUBLIC SAFETY	12,464.94
	2019-08-23	Payment to Road & Bridge Contractors	ROGERS GROUP INC	68,668.69
	2019-09-27	Payment to Road & Bridge Contractors	ROGERS GROUP INC	1,064,315.82
	2019-10-15	Payment to Road & Bridge Contractors	ROGERS GROUP INC	1,966,610.82
P030150 Total				3,634,118.52

New Gas Tax Trust Fund Check Register

Vendor & Contractor Payments through October 31, 2019

County & Project Description	Posting Date	Expense Description	Vendor	Amount
P037060				
2018 Federal Aid Secondary Program				
Federal Aid Secondary Rehab/ Recon in Anderson County - S- 29				
Reconstruction				
	2019-01-10	Engineering & Architectural Services	DAVIS & FLOYD INC	1,036.17
	2019-01-17	Engineering & Architectural Services	DAVIS & FLOYD INC	1,260.94
	2019-03-08	Payment to Road & Bridge Contractors	ROGERS GROUP INC	111,866.40
	2019-04-10	Payment to Road & Bridge Contractors	ROGERS GROUP INC	22,451.50
	2019-06-13	Payment to Road & Bridge Contractors	ROGERS GROUP INC	64,971.70
	2019-07-19	Payment to Road & Bridge Contractors	ROGERS GROUP INC	478,002.11
	2019-08-23	Payment to Road & Bridge Contractors	ROGERS GROUP INC	734,899.15
	2019-09-03	Engineering & Architectural Services	DAVIS & FLOYD INC	23,386.02
	2019-09-27	Payment to Road & Bridge Contractors	ROGERS GROUP INC	276,807.16
	2019-10-15	Payment to Road & Bridge Contractors	ROGERS GROUP INC	12,012.00
P037060 Total				1,726,693.15
P036808				
2018 Federal Aid Primary Preservation Program				
SCDOT Federal Aid Preservation in Anderson County - SC 28				
Preservation				
	2019-03-14	Payment to Road & Bridge Contractors	GORDON COMPANY INC	2,094.13
	2019-04-09	Payment to Road & Bridge Contractors	GORDON COMPANY INC	18,454.08
	2019-05-30	Payment to Road & Bridge Contractors	GORDON COMPANY INC	974.20
P036808 Total				21,522.41
P036813				
2018 Federal Aid Secondary Preservation Program				
Federal Aid Preservation in Anderson County - S- 65				
Preservation				
	2019-03-14	Payment to Road & Bridge Contractors	GORDON COMPANY INC	2,094.13
	2019-04-09	Payment to Road & Bridge Contractors	GORDON COMPANY INC	10,575.07
	2019-05-30	Payment to Road & Bridge Contractors	GORDON COMPANY INC	250.00
	2019-06-14	Engineering & Architectural Services	DAVIS & FLOYD INC	2,308.96
P036813 Total				15,228.16
P037485				
2019 Non- Interstate NHS Pavement Improvement Project				
Rehabilitation in Anderson County - SC 24, US 29, US 76				
Rehabilitation				
	2019-04-17	Engineering & Architectural Services	DAVIS & FLOYD INC	5,478.77
	2019-06-14	Engineering & Architectural Services	DAVIS & FLOYD INC	538.90
P037485 Total				6,017.67
P037708				
2019 FA Secondaries Pavement Improvement Program				
Preservation in Anderson County - S- 103, S- 143, S- 34, S- 485, S- 520, S- 54, S- 62, S- 74, S- 81				
Preservation				
	2019-06-13	Payment to Road & Bridge Contractors	REMAC ASPHALT MAINTENANCE INC	9,340.00
	2019-06-30	Payment to Road & Bridge Contractors	REMAC ASPHALT MAINTENANCE INC	98,860.20
	2019-08-13	Payment to Road & Bridge Contractors	REMAC ASPHALT MAINTENANCE INC	2,157.90
P037708 Total				110,358.10

New Gas Tax Trust Fund Check Register

Vendor & Contractor Payments through October 31, 2019

County & Project Description	Posting Date	Expense Description	Vendor	Amount
P037712				
2019 Non-FA Secondaries Pavement Improvement Program				
Preservation in Anderson County - S- 52, S- 67, S- 81				
Preservation				
	2019-06-30	Payment to Road & Bridge Contractors	REMAC ASPHALT MAINTENANCE INC	28,740.40
P037712 Total				28,740.40
P037713				
2019 Non-NHS Primary Pavement Improvement System				
Preservation in Anderson County - SC 153				
Preservation				
	2019-06-30	Payment to Road & Bridge Contractors	REMAC ASPHALT MAINTENANCE INC	39,088.00
	2019-09-03	Engineering & Architectural Services	DAVIS & FLOYD INC	3,900.32
P037713 Total				42,988.32
P037859				
2019 Non-Interstate NHS Pavement Improvement Program				
Preservation in Anderson County - S- 1164				
Preservation				
	2019-06-30	Payment to Road & Bridge Contractors	REMAC ASPHALT MAINTENANCE INC	27,766.00
	2019-08-13	Payment to Road & Bridge Contractors	REMAC ASPHALT MAINTENANCE INC	2,574.00
P037859 Total				30,340.00
P037822				
2019 FA Secondaries Pavement Improvement Program				
Preservation in Anderson County - S- 839				
Preservation				
	2019-07-26	Payment to Road & Bridge Contractors	F & R ASPHALT INC	200,514.02
	2019-08-13	Payment to Road & Bridge Contractors	F & R ASPHALT INC	11,875.00
	2019-09-27	Payment to Road & Bridge Contractors	F & R ASPHALT INC	17,740.80
P037822 Total				230,129.82
P037850				
2019 Non-Interstate NHS Pavement Improvement Program				
Preservation in Anderson County - SC 81				
Preservation				
	2019-07-26	Payment to Road & Bridge Contractors	F & R ASPHALT INC	101,153.77
	2019-08-13	Payment to Road & Bridge Contractors	F & R ASPHALT INC	289,899.29
	2019-09-27	Payment to Road & Bridge Contractors	F & R ASPHALT INC	32,402.08
P037850 Total				423,455.14
P037829				
2019 Non- Interstate NHS Program Improvement Program				
Preservation in Anderson County - US 76				
Preservation				
	2019-08-27	Payment to Road & Bridge Contractors	SATTERFIELD CONSTRUCTION CO INC	387,163.84
	2019-09-16	Payment to Road & Bridge Contractors	SATTERFIELD CONSTRUCTION CO INC	24,889.56
P037829 Total				412,053.40
Anderson Total				11,435,228.53

New Gas Tax Trust Fund Check Register

Vendor & Contractor Payments through October 31, 2019

County & Project Description	Posting Date	Expense Description	Vendor	Amount
Anderson, Oconee				
P037078				
SC 24 Safety Improvements in Oconee and Anderson Counties				
Safety Improvements from US 76 (E. Main St.) to near SC 243 (Highway 243) - SC 24				
Safety Improvement				
	2018-05-14	Printing, Binding, Advertising	UPSTATE NEWSPAPER INC	41.10
	2018-06-11	Engineering & Architectural Services	INDEPENDENT MAPPING CONSULTANTS INC	36,077.17
	2018-07-20	Engineering & Architectural Services	GPI GEOSPATIAL INC	3,579.11
	2018-07-26	Engineering & Architectural Services	GPI GEOSPATIAL INC	4,033.25
	2018-09-19	Engineering & Architectural Services	GPI GEOSPATIAL INC	11,272.52
	2018-10-18	Engineering & Architectural Services	GPI GEOSPATIAL INC	2,437.00
	2018-12-12	Printing, Binding, Advertising	INDEPENDENT MAIL	449.50
	2019-01-09	Engineering & Architectural Services	GPI GEOSPATIAL INC	20,289.43
	2019-02-19	Engineering & Architectural Services	AECOM TECHNICAL SERVICES INC	30,312.86
	2019-03-19	Engineering & Architectural Services	GPI GEOSPATIAL INC	38,826.15
	2019-03-28	Engineering & Architectural Services	AECOM TECHNICAL SERVICES INC	86,265.51
	2019-04-25	Engineering & Architectural Services	GPI GEOSPATIAL INC	11,885.98
	2019-05-31	Engineering & Architectural Services	AECOM TECHNICAL SERVICES INC	127,395.52
	2019-07-24	Engineering & Architectural Services	AECOM TECHNICAL SERVICES INC	97,215.01
	2019-08-13	Engineering & Architectural Services	AECOM TECHNICAL SERVICES INC	61,436.34
	2019-10-09	Engineering & Architectural Services	AECOM TECHNICAL SERVICES INC	26,577.62
P037078 Total				558,094.07
Anderson, Oconee Total				558,094.07

New Gas Tax Trust Fund Check Register

Vendor & Contractor Payments through October 31, 2019

County & Project Description	Posting Date	Expense Description	Vendor	Amount
Bamberg				
P035753				
2018 Non-Interstate NHS Primary Program				
Non-Interstate NHS Primary Rehabilitation in Bamberg County - US 301, US 78				
Rehabilitation				
	2018-11-07	Engineering & Architectural Services	F&ME CONSULTANTS INC	807.29
	2018-11-28	Engineering & Architectural Services	F&ME CONSULTANTS INC	395.86
	2018-12-04	Engineering & Architectural Services	F&ME CONSULTANTS INC	718.47
	2019-01-10	Payment to Road & Bridge Contractors	THE LANE CONSTRUCTION CORPORATION	34,284.34
	2019-01-18	Engineering & Architectural Services	F&ME CONSULTANTS INC	78.12
	2019-02-05	Payment to Road & Bridge Contractors	EUROVIA ATLANTIC COAST LLC	29,166.15
	2019-03-01	Engineering & Architectural Services	F&ME CONSULTANTS INC	234.19
	2019-03-04	Engineering & Architectural Services	F&ME CONSULTANTS INC	1,731.32
	2019-03-21	Payment to Road & Bridge Contractors	EUROVIA ATLANTIC COAST LLC	2,820.00
	2019-04-08	Engineering & Architectural Services	F&ME CONSULTANTS INC	466.94
	2019-05-07	Engineering & Architectural Services	F&ME CONSULTANTS INC	796.71
	2019-05-23	Payment to Road & Bridge Contractors	EUROVIA ATLANTIC COAST LLC	8,119.90
	2019-05-28	Engineering & Architectural Services	F&ME CONSULTANTS INC	815.34
	2019-06-21	Engineering & Architectural Services	F&ME CONSULTANTS INC	619.84
	2019-07-17	Engineering & Architectural Services	F&ME CONSULTANTS INC	5,549.54
	2019-08-12	Payment to Road & Bridge Contractors	EUROVIA ATLANTIC COAST LLC	39,585.25
	2019-08-14	Engineering & Architectural Services	F&ME CONSULTANTS INC	4,931.23
	2019-08-22	Payment to Road & Bridge Contractors	EUROVIA ATLANTIC COAST LLC	41,332.14
	2019-08-26	Engineering & Architectural Services	F&ME CONSULTANTS INC	2,632.69
	2019-09-25	Engineering & Architectural Services	F&ME CONSULTANTS INC	1,609.47
	2019-10-21	Engineering & Architectural Services	CIVIL ENGINEERING CONSULTING SERVIC	2,242.14
	2019-10-30	Payment to Road & Bridge Contractors	EUROVIA ATLANTIC COAST LLC	286,163.70
P035753 Total				465,100.63
P036753				
2018 Non-Interstate NHS Primary Program				
Non-Interstate NHS Primary Rehabilitation in Bamberg County - US 78				
Rehabilitation				
	2018-11-07	Engineering & Architectural Services	F&ME CONSULTANTS INC	396.89
	2018-11-28	Engineering & Architectural Services	F&ME CONSULTANTS INC	395.86
	2018-12-04	Engineering & Architectural Services	F&ME CONSULTANTS INC	78.61
	2019-01-10	Payment to Road & Bridge Contractors	THE LANE CONSTRUCTION CORPORATION	34,284.33
	2019-01-18	Engineering & Architectural Services	F&ME CONSULTANTS INC	78.12
	2019-02-05	Payment to Road & Bridge Contractors	EUROVIA ATLANTIC COAST LLC	29,166.14
	2019-03-01	Engineering & Architectural Services	F&ME CONSULTANTS INC	1,399.52
	2019-03-04	Engineering & Architectural Services	F&ME CONSULTANTS INC	2,223.71
	2019-03-21	Payment to Road & Bridge Contractors	EUROVIA ATLANTIC COAST LLC	1,100.00
	2019-04-08	Engineering & Architectural Services	F&ME CONSULTANTS INC	466.94
	2019-04-23	Engineering & Architectural Services	CIVIL ENGINEERING CONSULTING SERVIC	4,677.05
	2019-05-07	Engineering & Architectural Services	F&ME CONSULTANTS INC	11,609.02
	2019-05-23	Payment to Road & Bridge Contractors	EUROVIA ATLANTIC COAST LLC	262,849.58
	2019-05-28	Engineering & Architectural Services	F&ME CONSULTANTS INC	870.34
	2019-06-21	Engineering & Architectural Services	F&ME CONSULTANTS INC	619.84
	2019-06-30	Payment to Road & Bridge Contractors	EUROVIA ATLANTIC COAST LLC	2,519.00
	2019-07-17	Engineering & Architectural Services	F&ME CONSULTANTS INC	831.79
	2019-08-12	Payment to Road & Bridge Contractors	EUROVIA ATLANTIC COAST LLC	54,396.58
	2019-08-14	Engineering & Architectural Services	F&ME CONSULTANTS INC	2,632.08
	2019-08-21	Engineering & Architectural Services	CIVIL ENGINEERING CONSULTING SERVIC	694.27
	2019-08-22	Payment to Road & Bridge Contractors	EUROVIA ATLANTIC COAST LLC	7,018.18
	2019-08-26	Engineering & Architectural Services	F&ME CONSULTANTS INC	832.74
	2019-09-25	Engineering & Architectural Services	F&ME CONSULTANTS INC	1,810.25

New Gas Tax Trust Fund Check Register

Vendor & Contractor Payments through October 31, 2019

County & Project Description	Posting Date	Expense Description	Vendor	Amount
Rehabilitation	2019-10-21	Engineering & Architectural Services	CIVIL ENGINEERING CONSULTING SERVIC	1,057.95
	2019-10-30	Payment to Road & Bridge Contractors	EUROVIA ATLANTIC COAST LLC	580,999.22
P036753 Total				1,003,008.01
P036812				
2018 Federal Aid Secondary Program				
Federal Aid Secondary Rehabilitation in Bamberg County - S- 18				
Rehabilitation				
	2018-11-07	Engineering & Architectural Services	F&ME CONSULTANTS INC	396.89
	2018-11-28	Engineering & Architectural Services	F&ME CONSULTANTS INC	395.86
	2018-12-04	Engineering & Architectural Services	F&ME CONSULTANTS INC	359.92
	2019-01-10	Payment to Road & Bridge Contractors	THE LANE CONSTRUCTION CORPORATION	34,284.30
	2019-01-18	Engineering & Architectural Services	F&ME CONSULTANTS INC	78.12
	2019-02-05	Payment to Road & Bridge Contractors	EUROVIA ATLANTIC COAST LLC	29,166.13
	2019-03-01	Engineering & Architectural Services	F&ME CONSULTANTS INC	156.12
	2019-03-04	Engineering & Architectural Services	F&ME CONSULTANTS INC	469.11
	2019-04-08	Engineering & Architectural Services	F&ME CONSULTANTS INC	466.94
	2019-04-23	Engineering & Architectural Services	CIVIL ENGINEERING CONSULTING SERVIC	1,057.95
	2019-05-07	Engineering & Architectural Services	F&ME CONSULTANTS INC	3,799.49
	2019-05-23	Payment to Road & Bridge Contractors	EUROVIA ATLANTIC COAST LLC	231,669.59
	2019-05-24	Engineering & Architectural Services	CIVIL ENGINEERING CONSULTING SERVIC	616.15
	2019-05-28	Engineering & Architectural Services	F&ME CONSULTANTS INC	4,908.77
	2019-05-30	Payment to Road & Bridge Contractors	EUROVIA ATLANTIC COAST LLC	122,086.97
	2019-06-21	Engineering & Architectural Services	F&ME CONSULTANTS INC	793.67
	2019-07-17	Engineering & Architectural Services	F&ME CONSULTANTS INC	831.79
	2019-08-14	Engineering & Architectural Services	F&ME CONSULTANTS INC	221.76
	2019-08-22	Payment to Road & Bridge Contractors	EUROVIA ATLANTIC COAST LLC	7,018.18
	2019-08-26	Engineering & Architectural Services	F&ME CONSULTANTS INC	988.17
	2019-09-25	Engineering & Architectural Services	F&ME CONSULTANTS INC	1,843.92
	2019-10-01	Payment to Road & Bridge Contractors	EUROVIA ATLANTIC COAST LLC	720.00
	2019-10-30	Payment to Road & Bridge Contractors	EUROVIA ATLANTIC COAST LLC	6,628.59
P036812 Total				448,958.39
P036948				
2018 Non-Interstate NHS Primary Program				
Non-Interstate NHS Primary Preservation in Bamberg County - US 301				
Preservation				
	2018-11-07	Engineering & Architectural Services	F&ME CONSULTANTS INC	1,499.00
	2018-11-28	Engineering & Architectural Services	F&ME CONSULTANTS INC	158.34
	2019-02-20	Payment to Road & Bridge Contractors	SLURRY PAVERS INC	10,984.65
	2019-03-04	Engineering & Architectural Services	F&ME CONSULTANTS INC	518.46
	2019-04-08	Engineering & Architectural Services	F&ME CONSULTANTS INC	1,910.89
	2019-04-11	Payment to Road & Bridge Contractors	SLURRY PAVERS INC	19,127.94
	2019-04-19	Payment to Road & Bridge Contractors	SLURRY PAVERS INC	201,874.54
	2019-05-07	Engineering & Architectural Services	F&ME CONSULTANTS INC	5,652.86
	2019-05-28	Engineering & Architectural Services	F&ME CONSULTANTS INC	1,111.34
	2019-06-21	Engineering & Architectural Services	F&ME CONSULTANTS INC	984.88
	2019-07-17	Engineering & Architectural Services	F&ME CONSULTANTS INC	105.69
	2019-07-18	Payment to Road & Bridge Contractors	SLURRY PAVERS INC	10,031.41
	2019-10-16	Payment to Road & Bridge Contractors	SLURRY PAVERS INC	23,430.31
P036948 Total				277,390.31

New Gas Tax Trust Fund Check Register

Vendor & Contractor Payments through October 31, 2019

County & Project Description	Posting Date	Expense Description	Vendor	Amount
P036950				
2018 Non-NHS Primary Program				
Non-NHS Primary Preservation in Bamberg County - SC 362, SC 64				
Preservation				
	2018-11-07	Engineering & Architectural Services	F&ME CONSULTANTS INC	1,382.11
	2018-11-28	Engineering & Architectural Services	F&ME CONSULTANTS INC	158.34
	2019-02-20	Payment to Road & Bridge Contractors	SLURRY PAVERS INC	15,302.90
	2019-03-04	Engineering & Architectural Services	F&ME CONSULTANTS INC	2,042.51
	2019-04-08	Engineering & Architectural Services	F&ME CONSULTANTS INC	3,428.72
	2019-04-11	Payment to Road & Bridge Contractors	SLURRY PAVERS INC	52,791.23
	2019-04-19	Payment to Road & Bridge Contractors	SLURRY PAVERS INC	248,999.52
	2019-05-07	Engineering & Architectural Services	F&ME CONSULTANTS INC	6,975.95
	2019-05-15	Payment to Road & Bridge Contractors	SLURRY PAVERS INC	50,301.59
	2019-05-28	Engineering & Architectural Services	F&ME CONSULTANTS INC	1,817.35
	2019-06-21	Engineering & Architectural Services	F&ME CONSULTANTS INC	955.48
	2019-07-17	Engineering & Architectural Services	F&ME CONSULTANTS INC	105.69
	2019-07-18	Payment to Road & Bridge Contractors	SLURRY PAVERS INC	3,537.46
	2019-10-16	Payment to Road & Bridge Contractors	SLURRY PAVERS INC	52,237.18
P036950 Total				440,036.03
P037008				
2018 Federal Aid Secondary Program				
Federal Aid Secondary Preservation in Bamberg County - S- 86				
Preservation				
	2018-11-07	Engineering & Architectural Services	F&ME CONSULTANTS INC	718.27
	2018-11-28	Engineering & Architectural Services	F&ME CONSULTANTS INC	158.34
	2019-02-20	Payment to Road & Bridge Contractors	SLURRY PAVERS INC	17,356.87
	2019-03-04	Engineering & Architectural Services	F&ME CONSULTANTS INC	2,722.06
	2019-04-08	Engineering & Architectural Services	F&ME CONSULTANTS INC	1,011.34
	2019-04-11	Payment to Road & Bridge Contractors	SLURRY PAVERS INC	12,557.85
	2019-04-19	Payment to Road & Bridge Contractors	SLURRY PAVERS INC	4,309.80
	2019-05-07	Engineering & Architectural Services	F&ME CONSULTANTS INC	873.72
	2019-05-15	Payment to Road & Bridge Contractors	SLURRY PAVERS INC	116,669.36
	2019-05-28	Engineering & Architectural Services	F&ME CONSULTANTS INC	3,893.99
	2019-06-21	Engineering & Architectural Services	F&ME CONSULTANTS INC	905.54
	2019-07-17	Engineering & Architectural Services	F&ME CONSULTANTS INC	105.69
	2019-07-18	Payment to Road & Bridge Contractors	SLURRY PAVERS INC	6,777.22
	2019-10-16	Payment to Road & Bridge Contractors	SLURRY PAVERS INC	23,488.74
P037008 Total				191,548.79
P037313				
2019 Non-NHS Primary Pavement Improvement Program				
Rehabilitation in Bamberg County - US 321				
Rehabilitation				
	2019-02-28	Engineering & Architectural Services	CDM SMITH INC	98.00
	2019-03-19	Payment to Road & Bridge Contractors	CR JACKSON INC	29,483.08
	2019-04-12	Payment to Road & Bridge Contractors	CR JACKSON INC	16,954.46
	2019-04-18	Engineering & Architectural Services	CDM SMITH INC	614.47
	2019-04-23	Engineering & Architectural Services	CDM SMITH INC	287.59
	2019-06-12	Payment to Road & Bridge Contractors	CR JACKSON INC	5,384.62
	2019-06-14	Engineering & Architectural Services	CDM SMITH INC	642.71
	2019-06-30	Payment to Road & Bridge Contractors	CR JACKSON INC	5,384.62
P037313 Total				58,849.55

New Gas Tax Trust Fund Check Register

Vendor & Contractor Payments through October 31, 2019

County & Project Description	Posting Date	Expense Description	Vendor	Amount
P037315				
2019 Non-FA Secondary Pavement Improvement Program				
Rehabilitation in Bamberg County - S- 153, S- 180, S- 223, S- 239, S- 261, S- 317, S- 352, S- 636, S- 68				
Rehabilitation				
	2019-02-28	Engineering & Architectural Services	CDM SMITH INC	272.84
	2019-03-19	Highway Maintenance Contracts	CR JACKSON INC	10,344.92
	2019-04-12	Highway Maintenance Contracts	CR JACKSON INC	9,163.68
	2019-04-18	Engineering & Architectural Services	CDM SMITH INC	3,310.22
	2019-04-23	Engineering & Architectural Services	CDM SMITH INC	941.78
	2019-06-12	Highway Maintenance Contracts	CR JACKSON INC	1,615.38
	2019-06-14	Engineering & Architectural Services	CDM SMITH INC	854.98
	2019-06-30	Highway Maintenance Contracts	CR JACKSON INC	1,615.38
P037315 Total				28,119.18
P037314				
2019 FA Secondary Pavement Improvement Program				
Rehabilitation in Bamberg County - S- 167, S- 18, S- 62				
Rehabilitation				
	2019-03-19	Payment to Road & Bridge Contractors	CR JACKSON INC	32,863.08
	2019-04-12	Payment to Road & Bridge Contractors	CR JACKSON INC	16,908.01
	2019-04-18	Engineering & Architectural Services	CDM SMITH INC	402.97
	2019-04-23	Engineering & Architectural Services	CDM SMITH INC	1,389.18
	2019-06-12	Payment to Road & Bridge Contractors	CR JACKSON INC	5,384.62
	2019-06-14	Engineering & Architectural Services	CDM SMITH INC	435.47
	2019-06-30	Payment to Road & Bridge Contractors	CR JACKSON INC	5,384.62
P037314 Total				62,767.95
P030671				
2017 Statewide Non-Interstate NHS Program				
2017 Statewide Non-Interstate NHS Rehabilitation Bamberg County - US 78				
Rehabilitation				
	2019-05-13	Payment to Road & Bridge Contractors	ATC SITE CONSTRUCTION LLC	13,191.63
	2019-06-06	Payment to Road & Bridge Contractors	ATC SITE CONSTRUCTION LLC	23,733.09
	2019-07-24	Engineering & Architectural Services	CIVIL ENGINEERING CONSULTING SERVIC	8,179.03
	2019-08-06	Payment to Road & Bridge Contractors	ATC SITE CONSTRUCTION LLC	241.28
	2019-08-21	Engineering & Architectural Services	CIVIL ENGINEERING CONSULTING SERVIC	2,752.72
	2019-09-05	Payment to Road & Bridge Contractors	ATC SITE CONSTRUCTION LLC	216,750.50
	2019-09-16	Engineering & Architectural Services	CIVIL ENGINEERING CONSULTING SERVIC	837.05
	2019-09-25	Engineering & Architectural Services	F&ME CONSULTANTS INC	1,214.38
	2019-10-03	Payment to Road & Bridge Contractors	ATC SITE CONSTRUCTION LLC	2,966.51
P030671 Total				269,866.19
P036946				
2018 Non-Interstate NHS Primary Program				
Non-Interstate NHS Primary Preservation in Bamberg County - US 301, US 321, US 78				
Preservation				
	2019-05-15	Payment to Road & Bridge Contractors	BRIGGS BROTHERS ENTERPRISES CORP	26,925.00
	2019-05-28	Engineering & Architectural Services	F&ME CONSULTANTS INC	1,518.40
	2019-06-05	Payment to Road & Bridge Contractors	BRIGGS BROTHERS ENTERPRISES CORP	60,549.75
	2019-06-14	Engineering & Architectural Services	CDM SMITH INC	2,639.20
	2019-06-21	Engineering & Architectural Services	F&ME CONSULTANTS INC	473.55
P036946 Total				92,105.90

New Gas Tax Trust Fund Check Register

Vendor & Contractor Payments through October 31, 2019

County & Project Description	Posting Date	Expense Description	Vendor	Amount
P036951				
2018 Non-NHS Primary Program				
Non-NHS Primary Preservation in Bamberg County - SC 362, SC 70, US 78 CON				
Preservation				
	2019-05-15	Payment to Road & Bridge Contractors	BRIGGS BROTHERS ENTERPRISES CORP	8,640.00
	2019-05-28	Engineering & Architectural Services	F&ME CONSULTANTS INC	78.32
	2019-06-05	Payment to Road & Bridge Contractors	BRIGGS BROTHERS ENTERPRISES CORP	61,050.00
	2019-06-14	Engineering & Architectural Services	CDM SMITH INC	2,632.84
P036951 Total				72,401.16
P038044				
2019 FA Secondary Preservation Program				
SCDOT Preservation in Bamberg County - S- 26				
Preservation				
	2019-09-16	Engineering & Architectural Services	CDM SMITH INC	185.45
P038044 Total				185.45
Bamberg Total				3,410,337.54

New Gas Tax Trust Fund Check Register

Vendor & Contractor Payments through October 31, 2019

County & Project Description	Posting Date	Expense Description	Vendor	Amount
Barnwell				
P034723				
2018 Non-NHS Primary Program				
Non-NHS Primary Rehabilitation in Barnwell County - US 78				
Rehabilitation				
	2018-11-07	Engineering & Architectural Services	F&M CONSULTANTS INC	396.89
	2018-11-28	Engineering & Architectural Services	F&M CONSULTANTS INC	395.86
	2018-12-04	Engineering & Architectural Services	F&M CONSULTANTS INC	78.61
	2019-01-10	Payment to Road & Bridge Contractors	THE LANE CONSTRUCTION CORPORATION	34,284.31
	2019-01-18	Engineering & Architectural Services	F&M CONSULTANTS INC	244.75
	2019-02-05	Payment to Road & Bridge Contractors	EUROVIA ATLANTIC COAST LLC	29,166.15
	2019-03-01	Engineering & Architectural Services	F&M CONSULTANTS INC	702.37
	2019-03-04	Engineering & Architectural Services	F&M CONSULTANTS INC	1,829.11
	2019-03-21	Payment to Road & Bridge Contractors	EUROVIA ATLANTIC COAST LLC	38,440.80
	2019-04-08	Engineering & Architectural Services	F&M CONSULTANTS INC	704.94
	2019-04-23	Engineering & Architectural Services	CIVIL ENGINEERING CONSULTING SERVIC	1,436.65
	2019-05-07	Engineering & Architectural Services	F&M CONSULTANTS INC	4,722.88
	2019-05-23	Payment to Road & Bridge Contractors	EUROVIA ATLANTIC COAST LLC	39,844.22
	2019-05-28	Engineering & Architectural Services	F&M CONSULTANTS INC	650.34
	2019-05-30	Payment to Road & Bridge Contractors	Pmt Rd & Brdg Contr	(172.14)
	2019-06-21	Engineering & Architectural Services	F&M CONSULTANTS INC	697.94
	2019-07-17	Engineering & Architectural Services	F&M CONSULTANTS INC	831.79
	2019-08-14	Engineering & Architectural Services	F&M CONSULTANTS INC	475.09
	2019-08-22	Payment to Road & Bridge Contractors	EUROVIA ATLANTIC COAST LLC	41,493.93
	2019-08-26	Engineering & Architectural Services	F&M CONSULTANTS INC	7,131.41
	2019-09-25	Engineering & Architectural Services	F&M CONSULTANTS INC	1,609.47
	2019-10-21	Engineering & Architectural Services	CIVIL ENGINEERING CONSULTING SERVIC	1,136.07
	2019-10-30	Payment to Road & Bridge Contractors	EUROVIA ATLANTIC COAST LLC	385,003.75
P034723 Total				591,105.19
P036797				
2018 Federal Aid Secondary Program				
Federal Aid Secondary Rehabilitation in Barnwell County - S- 20				
Rehabilitation				
	2018-11-07	Engineering & Architectural Services	F&M CONSULTANTS INC	396.89
	2018-11-28	Engineering & Architectural Services	F&M CONSULTANTS INC	316.69
	2018-12-04	Engineering & Architectural Services	F&M CONSULTANTS INC	78.61
	2019-01-10	Payment to Road & Bridge Contractors	THE LANE CONSTRUCTION CORPORATION	34,284.32
	2019-01-18	Engineering & Architectural Services	F&M CONSULTANTS INC	279.70
	2019-01-23	Engineering & Architectural Services	CIVIL ENGINEERING CONSULTING SERVIC	584.59
	2019-02-05	Payment to Road & Bridge Contractors	EUROVIA ATLANTIC COAST LLC	33,056.38
	2019-02-15	Engineering & Architectural Services	CIVIL ENGINEERING CONSULTING SERVIC	868.61
	2019-03-01	Engineering & Architectural Services	F&M CONSULTANTS INC	1,644.82
	2019-03-04	Engineering & Architectural Services	F&M CONSULTANTS INC	4,970.14
	2019-03-19	Engineering & Architectural Services	CIVIL ENGINEERING CONSULTING SERVIC	2,273.69
	2019-03-21	Payment to Road & Bridge Contractors	EUROVIA ATLANTIC COAST LLC	198,972.24
	2019-04-08	Engineering & Architectural Services	F&M CONSULTANTS INC	6,031.42
	2019-05-07	Engineering & Architectural Services	F&M CONSULTANTS INC	2,273.15
	2019-05-23	Payment to Road & Bridge Contractors	EUROVIA ATLANTIC COAST LLC	7,018.18
	2019-05-28	Engineering & Architectural Services	F&M CONSULTANTS INC	3,422.94
	2019-05-30	Payment to Road & Bridge Contractors	EUROVIA ATLANTIC COAST LLC	127,124.64
	2019-06-21	Engineering & Architectural Services	F&M CONSULTANTS INC	8,184.22
	2019-06-21	Engineering & Architectural Services	CIVIL ENGINEERING CONSULTING SERVIC	2,889.84
	2019-06-30	Payment to Road & Bridge Contractors	EUROVIA ATLANTIC COAST LLC	333,673.80
	2019-07-17	Engineering & Architectural Services	F&M CONSULTANTS INC	3,374.79
	2019-08-14	Engineering & Architectural Services	F&M CONSULTANTS INC	221.76

New Gas Tax Trust Fund Check Register

Vendor & Contractor Payments through October 31, 2019

County & Project Description	Posting Date	Expense Description	Vendor	Amount
Rehabilitation	2019-08-22	Payment to Road & Bridge Contractors	EUROVIA ATLANTIC COAST LLC	7,018.18
	2019-08-26	Engineering & Architectural Services	F&M CONSULTANTS INC	970.59
	2019-09-25	Engineering & Architectural Services	F&M CONSULTANTS INC	1,922.07
	2019-10-01	Payment to Road & Bridge Contractors	EUROVIA ATLANTIC COAST LLC	1,080.00
	2019-10-30	Payment to Road & Bridge Contractors	EUROVIA ATLANTIC COAST LLC	9,059.59
P036797 Total				791,991.85
P036836				
2018 Non-NHS Primary Program				
Non-NHS Primary Rehabilitation in Barnwell County - US 278				
Rehabilitation				
	2018-11-07	Engineering & Architectural Services	F&M CONSULTANTS INC	396.89
	2018-11-28	Engineering & Architectural Services	F&M CONSULTANTS INC	316.69
	2018-12-04	Engineering & Architectural Services	F&M CONSULTANTS INC	78.61
	2019-01-10	Payment to Road & Bridge Contractors	THE LANE CONSTRUCTION CORPORATION	34,284.29
	2019-01-18	Engineering & Architectural Services	F&M CONSULTANTS INC	834.55
	2019-02-05	Payment to Road & Bridge Contractors	EUROVIA ATLANTIC COAST LLC	29,166.13
	2019-02-15	Engineering & Architectural Services	CIVIL ENGINEERING CONSULTING SERVIC	1,295.41
	2019-03-01	Engineering & Architectural Services	F&M CONSULTANTS INC	702.37
	2019-03-04	Engineering & Architectural Services	F&M CONSULTANTS INC	6,048.67
	2019-03-21	Payment to Road & Bridge Contractors	EUROVIA ATLANTIC COAST LLC	66,043.41
	2019-04-08	Engineering & Architectural Services	F&M CONSULTANTS INC	842.44
	2019-05-07	Engineering & Architectural Services	F&M CONSULTANTS INC	666.71
	2019-05-23	Payment to Road & Bridge Contractors	EUROVIA ATLANTIC COAST LLC	7,018.18
	2019-05-28	Engineering & Architectural Services	F&M CONSULTANTS INC	1,214.99
	2019-05-30	Payment to Road & Bridge Contractors	EUROVIA ATLANTIC COAST LLC	25,081.84
	2019-06-21	Engineering & Architectural Services	F&M CONSULTANTS INC	12,856.99
	2019-06-21	Engineering & Architectural Services	CIVIL ENGINEERING CONSULTING SERVIC	3,039.26
	2019-06-30	Payment to Road & Bridge Contractors	EUROVIA ATLANTIC COAST LLC	320,307.86
	2019-07-17	Engineering & Architectural Services	F&M CONSULTANTS INC	1,332.15
	2019-08-14	Engineering & Architectural Services	F&M CONSULTANTS INC	221.76
	2019-08-22	Payment to Road & Bridge Contractors	EUROVIA ATLANTIC COAST LLC	71,154.68
	2019-08-26	Engineering & Architectural Services	F&M CONSULTANTS INC	4,500.13
	2019-09-25	Engineering & Architectural Services	F&M CONSULTANTS INC	6,091.14
	2019-10-01	Payment to Road & Bridge Contractors	EUROVIA ATLANTIC COAST LLC	4,590.00
	2019-10-30	Payment to Road & Bridge Contractors	EUROVIA ATLANTIC COAST LLC	3,509.09
P036836 Total				601,594.24
P036952				
2018 Non-Interstate NHS Primary Program				
Non-Interstate NHS Primary Preservation in Barnwell County - US 78				
Preservation				
	2018-11-07	Engineering & Architectural Services	F&M CONSULTANTS INC	667.21
	2018-11-28	Engineering & Architectural Services	F&M CONSULTANTS INC	158.34
	2019-02-20	Payment to Road & Bridge Contractors	SLURRY PAVERS INC	10,984.65
	2019-03-04	Engineering & Architectural Services	F&M CONSULTANTS INC	773.53
	2019-04-08	Engineering & Architectural Services	F&M CONSULTANTS INC	225.25
	2019-04-11	Payment to Road & Bridge Contractors	SLURRY PAVERS INC	12,557.85
	2019-04-19	Payment to Road & Bridge Contractors	SLURRY PAVERS INC	241,925.36
	2019-05-07	Engineering & Architectural Services	F&M CONSULTANTS INC	9,097.51
	2019-05-28	Engineering & Architectural Services	F&M CONSULTANTS INC	760.01
	2019-06-21	Engineering & Architectural Services	F&M CONSULTANTS INC	679.25
	2019-07-17	Engineering & Architectural Services	F&M CONSULTANTS INC	105.69
	2019-07-18	Payment to Road & Bridge Contractors	SLURRY PAVERS INC	2,391.20
	2019-10-16	Payment to Road & Bridge Contractors	SLURRY PAVERS INC	38,425.56
P036952 Total				318,751.41

New Gas Tax Trust Fund Check Register

Vendor & Contractor Payments through October 31, 2019

County & Project Description	Posting Date	Expense Description	Vendor	Amount
P037004				
2018 Federal Aid Secondary Program				
Federal Aid Secondary Preservation in Barnwell County - S- 156				
Preservation				
	2018-11-07	Engineering & Architectural Services	F&ME CONSULTANTS INC	616.14
	2018-11-28	Engineering & Architectural Services	F&ME CONSULTANTS INC	158.34
	2019-02-20	Payment to Road & Bridge Contractors	SLURRY PAVERS INC	10,984.65
	2019-03-04	Engineering & Architectural Services	F&ME CONSULTANTS INC	518.46
	2019-04-08	Engineering & Architectural Services	F&ME CONSULTANTS INC	2,485.85
	2019-04-11	Payment to Road & Bridge Contractors	SLURRY PAVERS INC	26,845.48
	2019-04-19	Payment to Road & Bridge Contractors	SLURRY PAVERS INC	78,470.29
	2019-05-07	Engineering & Architectural Services	F&ME CONSULTANTS INC	4,885.27
	2019-05-28	Engineering & Architectural Services	F&ME CONSULTANTS INC	840.51
	2019-06-21	Engineering & Architectural Services	F&ME CONSULTANTS INC	935.76
	2019-07-17	Engineering & Architectural Services	F&ME CONSULTANTS INC	105.69
	2019-07-18	Payment to Road & Bridge Contractors	SLURRY PAVERS INC	2,745.00
	2019-10-16	Payment to Road & Bridge Contractors	SLURRY PAVERS INC	8,366.42
P037004 Total				137,957.86
P030404				
2017 Non-Interstate NHS Program				
2017 Non-Interstate NHS Rehabilitation in Barnwell County - US 78				
Rehabilitation				
	2018-11-21	Engineering & Architectural Services	CDM SMITH INC	417.12
	2019-05-13	Payment to Road & Bridge Contractors	ATC SITE CONSTRUCTION LLC	32,330.61
	2019-06-06	Payment to Road & Bridge Contractors	ATC SITE CONSTRUCTION LLC	9,454.67
	2019-06-21	Engineering & Architectural Services	CIVIL ENGINEERING CONSULTING SERVIC	2,874.96
	2019-08-06	Payment to Road & Bridge Contractors	ATC SITE CONSTRUCTION LLC	34,412.72
	2019-08-26	Engineering & Architectural Services	F&ME CONSULTANTS INC	291.84
	2019-09-05	Payment to Road & Bridge Contractors	ATC SITE CONSTRUCTION LLC	2,715.03
	2019-10-03	Payment to Road & Bridge Contractors	ATC SITE CONSTRUCTION LLC	2,422.88
P030404 Total				84,919.83
P030575				
2017 Non-NHS Primary Program				
2017 Non-NHS Primary Rehabilitation in Barnwell County - SC 3				
Rehabilitation				
	2018-11-21	Engineering & Architectural Services	CDM SMITH INC	982.60
	2019-05-13	Payment to Road & Bridge Contractors	ATC SITE CONSTRUCTION LLC	37,577.25
	2019-05-24	Engineering & Architectural Services	CIVIL ENGINEERING CONSULTING SERVIC	1,778.55
	2019-06-06	Payment to Road & Bridge Contractors	ATC SITE CONSTRUCTION LLC	31,811.99
	2019-06-21	Engineering & Architectural Services	CIVIL ENGINEERING CONSULTING SERVIC	4,690.91
	2019-07-24	Engineering & Architectural Services	CIVIL ENGINEERING CONSULTING SERVIC	2,999.71
	2019-08-06	Payment to Road & Bridge Contractors	ATC SITE CONSTRUCTION LLC	308,632.23
	2019-08-21	Engineering & Architectural Services	CIVIL ENGINEERING CONSULTING SERVIC	631.15
	2019-08-26	Engineering & Architectural Services	F&ME CONSULTANTS INC	541.99
	2019-09-05	Payment to Road & Bridge Contractors	ATC SITE CONSTRUCTION LLC	189,466.26
	2019-09-16	Engineering & Architectural Services	CIVIL ENGINEERING CONSULTING SERVIC	1,420.09
	2019-09-25	Engineering & Architectural Services	F&ME CONSULTANTS INC	2,167.07
	2019-10-03	Payment to Road & Bridge Contractors	ATC SITE CONSTRUCTION LLC	8,272.19
P030575 Total				590,971.99

New Gas Tax Trust Fund Check Register

Vendor & Contractor Payments through October 31, 2019

County & Project Description	Posting Date	Expense Description	Vendor	Amount
P030672				
2017 Statewide Non-Interstate NHS Program				
2017 Statewide Non-Interstate NHS Rehabilitation in Barnwell County - US 78				
Rehabilitation				
	2018-11-21	Engineering & Architectural Services	CDM SMITH INC	862.20
	2019-05-13	Payment to Road & Bridge Contractors	ATC SITE CONSTRUCTION LLC	37,006.43
	2019-06-06	Payment to Road & Bridge Contractors	ATC SITE CONSTRUCTION LLC	9,363.31
	2019-06-21	Engineering & Architectural Services	CIVIL ENGINEERING CONSULTING SERVIC	6,931.53
	2019-08-06	Payment to Road & Bridge Contractors	ATC SITE CONSTRUCTION LLC	120,556.80
	2019-08-21	Engineering & Architectural Services	CIVIL ENGINEERING CONSULTING SERVIC	1,421.64
	2019-08-26	Engineering & Architectural Services	F&ME CONSULTANTS INC	1,341.74
	2019-09-05	Payment to Road & Bridge Contractors	ATC SITE CONSTRUCTION LLC	6,186.70
	2019-10-03	Payment to Road & Bridge Contractors	ATC SITE CONSTRUCTION LLC	2,751.88
P030672 Total				186,422.23
P037310				
2019 Non-FA Secondary Pavement Improvement Program				
Rehabilitation in Barnwell County - S- 1, S- 154, S- 221, S- 26, S- 27, S- 321, S- 41, S- 651				
Rehabilitation				
	2019-02-28	Engineering & Architectural Services	CDM SMITH INC	209.24
	2019-03-19	Highway Maintenance Contracts	CR JACKSON INC	12,504.94
	2019-04-12	Highway Maintenance Contracts	CR JACKSON INC	7,767.45
	2019-04-18	Engineering & Architectural Services	CDM SMITH INC	1,484.81
	2019-04-23	Engineering & Architectural Services	CDM SMITH INC	71.58
	2019-06-12	Highway Maintenance Contracts	CR JACKSON INC	1,615.39
	2019-06-14	Engineering & Architectural Services	CDM SMITH INC	608.17
	2019-06-30	Highway Maintenance Contracts	CR JACKSON INC	1,615.39
	2019-08-07	Highway Maintenance Contracts	CR JACKSON INC	19,591.62
	2019-08-21	Engineering & Architectural Services	CDM SMITH INC	867.74
	2019-08-21	Engineering & Architectural Services	CIVIL ENGINEERING CONSULTING SERVIC	170.41
	2019-09-10	Highway Maintenance Contracts	CR JACKSON INC	40,581.53
	2019-09-16	Engineering & Architectural Services	CDM SMITH INC	1,457.50
	2019-09-16	Engineering & Architectural Services	CIVIL ENGINEERING CONSULTING SERVIC	369.69
	2019-09-25	Engineering & Architectural Services	F&ME CONSULTANTS INC	62.13
	2019-10-09	Highway Maintenance Contracts	CR JACKSON INC	31.50
P037310 Total				89,009.09
P037311				
2019 Non-NHS Primary Pavement Improvement Program				
Rehabilitation in Barnwell County - US 278				
Rehabilitation				
	2019-03-19	Payment to Road & Bridge Contractors	CR JACKSON INC	26,923.08
	2019-04-12	Payment to Road & Bridge Contractors	CR JACKSON INC	11,538.46
	2019-04-18	Engineering & Architectural Services	CDM SMITH INC	392.00
	2019-06-12	Payment to Road & Bridge Contractors	CR JACKSON INC	5,384.62
	2019-06-14	Engineering & Architectural Services	CDM SMITH INC	494.35
	2019-06-30	Payment to Road & Bridge Contractors	CR JACKSON INC	5,384.62
	2019-09-10	Payment to Road & Bridge Contractors	CR JACKSON INC	21,688.56
	2019-09-16	Engineering & Architectural Services	CDM SMITH INC	1,087.79
	2019-09-16	Engineering & Architectural Services	CIVIL ENGINEERING CONSULTING SERVIC	473.37
P037311 Total				73,366.85

New Gas Tax Trust Fund Check Register

Vendor & Contractor Payments through October 31, 2019

County & Project Description	Posting Date	Expense Description	Vendor	Amount
P037312				
2019 FA Secondary Pavement Improvement Program				
Rehabilitation in Barnwell County - S- 113, S- 157				
Rehabilitation				
	2019-03-19	Payment to Road & Bridge Contractors	CR JACKSON INC	36,763.08
	2019-04-12	Payment to Road & Bridge Contractors	CR JACKSON INC	31,410.41
	2019-04-18	Engineering & Architectural Services	CDM SMITH INC	5,450.87
	2019-06-12	Payment to Road & Bridge Contractors	CR JACKSON INC	5,384.62
	2019-06-14	Engineering & Architectural Services	CDM SMITH INC	1,089.69
	2019-06-30	Payment to Road & Bridge Contractors	CR JACKSON INC	5,384.62
	2019-08-07	Payment to Road & Bridge Contractors	CR JACKSON INC	36,191.90
	2019-08-21	Engineering & Architectural Services	CDM SMITH INC	2,336.12
	2019-08-21	Engineering & Architectural Services	CIVIL ENGINEERING CONSULTING SERVIC	189.35
	2019-09-10	Payment to Road & Bridge Contractors	CR JACKSON INC	1,026.43
	2019-09-16	Engineering & Architectural Services	CDM SMITH INC	111.27
	2019-09-16	Engineering & Architectural Services	CIVIL ENGINEERING CONSULTING SERVIC	315.58
P037312 Total				125,653.94
P036953				
2018 Non-NHS Primary Program				
Non-NHS Primary Preservation in Barnwell County - SC 64, SC 70, US 278				
Preservation				
	2019-05-15	Payment to Road & Bridge Contractors	BRIGGS BROTHERS ENTERPRISES CORP	44,865.00
	2019-06-05	Payment to Road & Bridge Contractors	BRIGGS BROTHERS ENTERPRISES CORP	56,064.75
	2019-06-14	Engineering & Architectural Services	CDM SMITH INC	4,707.03
	2019-06-21	Engineering & Architectural Services	F&ME CONSULTANTS INC	1,518.46
P036953 Total				107,155.24
P038053				
2019 FA Secondary Preservation Program				
SCDOT Preservation in Barnwell County - S- 159				
Preservation				
	2019-10-03	Payment to Road & Bridge Contractors	ATC SITE CONSTRUCTION LLC	7,648.02
P038053 Total				7,648.02
P038076				
2019 Non-NHS Primary Preservation Program				
SCDOT Preservation in Barnwell County - SC 39, US 278				
Preservation				
	2019-10-03	Payment to Road & Bridge Contractors	ATC SITE CONSTRUCTION LLC	17,384.43
P038076 Total				17,384.43
Barnwell Total				3,723,932.17

New Gas Tax Trust Fund Check Register

Vendor & Contractor Payments through October 31, 2019

County & Project Description	Posting Date	Expense Description	Vendor	Amount
Beaufort				
P037159				
2018 Non-Interstate NHS Primary Program				
Non-Interstate NHS Primary Preservation in Beaufort County - US 278				
Preservation				
	2019-02-11	Engineering & Architectural Services	CIVIL ENGINEERING CONSULTING	3,615.21
	2019-02-14	Payment to Road & Bridge Contractors	SLURRY PAVERS INC	180,665.34
	2019-03-18	Engineering & Architectural Services	CIVIL ENGINEERING CONSULTING	4,530.91
	2019-03-20	Engineering & Architectural Services	CIVIL ENGINEERING CONSULTING	2,119.46
	2019-03-25	Payment to Road & Bridge Contractors	SLURRY PAVERS INC	13,814.20
	2019-04-22	Payment to Road & Bridge Contractors	SLURRY PAVERS INC	8,452.52
	2019-05-09	Payment to Road & Bridge Contractors	SLURRY PAVERS INC	3,143.90
	2019-05-14	Engineering & Architectural Services	CIVIL ENGINEERING CONSULTING	2,119.16
	2019-06-11	Engineering & Architectural Services	CIVIL ENGINEERING CONSULTING	2,889.09
	2019-06-30	Payment to Road & Bridge Contractors	SLURRY PAVERS INC	287,515.89
	2019-07-23	Engineering & Architectural Services	CIVIL ENGINEERING CONSULTING	15,727.98
	2019-08-08	Payment to Road & Bridge Contractors	SLURRY PAVERS INC	220.48
	2019-09-20	Payment to Road & Bridge Contractors	SLURRY PAVERS INC	2,420.60
	2019-10-08	Engineering & Architectural Services	CIVIL ENGINEERING CONSULTING	3,315.84
	2019-10-21	Engineering & Architectural Services	CIVIL ENGINEERING CONSULTING	2,813.41
	2019-10-21	Payment to Road & Bridge Contractors	SLURRY PAVERS INC	20,525.18
	2019-10-29	Engineering & Architectural Services	CIVIL ENGINEERING CONSULTING	3,163.52
P037159 Total				557,052.69
P034691				
2018 Federal Aid Secondary Program				
Federal Aid Secondary Rehabilitation in Beaufort County - S- 29				
Rehabilitation				
	2019-02-08	Payment to Road & Bridge Contractors	EUROVIA ATLANTIC COAST LLC	1,000.00
	2019-04-30	Payment to Road & Bridge Contractors	EUROVIA ATLANTIC COAST LLC	361,223.22
	2019-05-29	Payment to Road & Bridge Contractors	EUROVIA ATLANTIC COAST LLC	21,714.00
	2019-06-30	Payment to Road & Bridge Contractors	EUROVIA ATLANTIC COAST LLC	466,041.84
	2019-07-18	Payment to Road & Bridge Contractors	EUROVIA ATLANTIC COAST LLC	11,421.47
	2019-08-19	Payment to Road & Bridge Contractors	EUROVIA ATLANTIC COAST LLC	5,290.94
	2019-09-17	Payment to Road & Bridge Contractors	Pmt Rd & Brdg Contr	(29.84)
	2019-10-29	Payment to Road & Bridge Contractors	EUROVIA ATLANTIC COAST LLC	20,928.50
P034691 Total				887,590.13
P033671				
2018 Non-NHS Primary Program				
Non-NHS Primary Rehabilitation in Beaufort County - SC 46				
Rehabilitation				
	2019-02-08	Payment to Road & Bridge Contractors	EUROVIA ATLANTIC COAST LLC	1,000.00
	2019-04-30	Payment to Road & Bridge Contractors	EUROVIA ATLANTIC COAST LLC	186,527.89
	2019-06-30	Payment to Road & Bridge Contractors	EUROVIA ATLANTIC COAST LLC	335,937.45
	2019-07-18	Payment to Road & Bridge Contractors	EUROVIA ATLANTIC COAST LLC	747,995.78
	2019-08-19	Payment to Road & Bridge Contractors	EUROVIA ATLANTIC COAST LLC	19,052.13
	2019-09-17	Payment to Road & Bridge Contractors	EUROVIA ATLANTIC COAST LLC	27,425.19
	2019-10-29	Payment to Road & Bridge Contractors	EUROVIA ATLANTIC COAST LLC	5,825.63
P033671 Total				1,323,764.07

New Gas Tax Trust Fund Check Register

Vendor & Contractor Payments through October 31, 2019

County & Project Description	Posting Date	Expense Description	Vendor	Amount
P037165				
2018 Non-NHS Primary Program				
Non-NHS Primary Preservation in Beaufort County - US 21				
Preservation				
	2019-02-11	Engineering & Architectural Services	CIVIL ENGINEERING CONSULTING	4,054.50
	2019-03-18	Engineering & Architectural Services	CIVIL ENGINEERING CONSULTING	3,170.23
	2019-03-20	Engineering & Architectural Services	CIVIL ENGINEERING CONSULTING	2,119.46
	2019-03-25	Payment to Road & Bridge Contractors	SLURRY PAVERS INC	88,796.15
	2019-04-22	Payment to Road & Bridge Contractors	SLURRY PAVERS INC	10,614.00
	2019-05-09	Payment to Road & Bridge Contractors	SLURRY PAVERS INC	3,694.73
	2019-05-14	Engineering & Architectural Services	CIVIL ENGINEERING CONSULTING	2,119.16
	2019-06-11	Engineering & Architectural Services	CIVIL ENGINEERING CONSULTING	2,889.09
	2019-06-14	Payment to Road & Bridge Contractors	SLURRY PAVERS INC	131,166.38
	2019-07-23	Engineering & Architectural Services	CIVIL ENGINEERING CONSULTING	7,667.08
	2019-09-20	Payment to Road & Bridge Contractors	SLURRY PAVERS INC	957.95
	2019-10-08	Engineering & Architectural Services	CIVIL ENGINEERING CONSULTING	2,546.83
	2019-10-21	Engineering & Architectural Services	CIVIL ENGINEERING CONSULTING	2,028.23
	2019-10-21	Payment to Road & Bridge Contractors	Pmt Rd & Brdg Contr	(6,197.52)
	2019-10-29	Engineering & Architectural Services	CIVIL ENGINEERING CONSULTING	1,926.55
P037165 Total				257,552.82
P037170				
2018 Federal Aid Secondary Program				
Federal Aid Secondary Preservation in Beaufort County - S- 141, S- 482				
Preservation				
	2019-02-11	Engineering & Architectural Services	CIVIL ENGINEERING CONSULTING	5,567.34
	2019-03-18	Engineering & Architectural Services	CIVIL ENGINEERING CONSULTING	3,417.36
	2019-03-20	Engineering & Architectural Services	CIVIL ENGINEERING CONSULTING	2,119.46
	2019-03-25	Payment to Road & Bridge Contractors	SLURRY PAVERS INC	14,210.26
	2019-04-22	Payment to Road & Bridge Contractors	SLURRY PAVERS INC	132,777.12
	2019-05-09	Payment to Road & Bridge Contractors	SLURRY PAVERS INC	2,808.23
	2019-05-14	Engineering & Architectural Services	CIVIL ENGINEERING CONSULTING	2,119.16
	2019-06-11	Engineering & Architectural Services	CIVIL ENGINEERING CONSULTING	2,889.09
	2019-07-23	Engineering & Architectural Services	CIVIL ENGINEERING CONSULTING	6,043.11
	2019-09-20	Payment to Road & Bridge Contractors	SLURRY PAVERS INC	632.10
	2019-10-08	Engineering & Architectural Services	CIVIL ENGINEERING CONSULTING	2,546.83
	2019-10-21	Engineering & Architectural Services	CIVIL ENGINEERING CONSULTING	2,556.38
	2019-10-21	Payment to Road & Bridge Contractors	Pmt Rd & Brdg Contr	(6,212.40)
P037170 Total				171,474.04
P037480				
2019 Non-FA Secondary Pavement Improvement Program				
Reconstruction/Rehabilitation in Beaufort County - S- 107, S- 594, S- 610, S- 62, S- 625				
Rehabilitation				
	2019-05-30	Highway Maintenance Contracts	EUROVIA ATLANTIC COAST LLC	46,387.41
	2019-07-18	Highway Maintenance Contracts	EUROVIA ATLANTIC COAST LLC	63,655.28
	2019-08-20	Highway Maintenance Contracts	EUROVIA ATLANTIC COAST LLC	12,642.12
	2019-09-30	Highway Maintenance Contracts	EUROVIA ATLANTIC COAST LLC	41,225.08
	2019-10-25	Highway Maintenance Contracts	EUROVIA ATLANTIC COAST LLC	49,921.18
P037480 Total				213,831.07

New Gas Tax Trust Fund Check Register

Vendor & Contractor Payments through October 31, 2019

County & Project Description	Posting Date	Expense Description	Vendor	Amount
P037479				
2019 FA Secondary Pavement Improvement Program				
Reconstruction/ Rehabilitation in Beaufort County - S- 524, S- 71				
Rehabilitation				
	2019-05-30	Payment to Road & Bridge Contractors	EUROVIA ATLANTIC COAST LLC	68,588.86
	2019-06-30	Payment to Road & Bridge Contractors	EUROVIA ATLANTIC COAST LLC	2,340.00
	2019-08-20	Payment to Road & Bridge Contractors	EUROVIA ATLANTIC COAST LLC	244,764.31
	2019-09-30	Payment to Road & Bridge Contractors	EUROVIA ATLANTIC COAST LLC	118,258.52
	2019-10-08	Engineering & Architectural Services	CIVIL ENGINEERING CONSULTING	5,290.95
	2019-10-21	Engineering & Architectural Services	CIVIL ENGINEERING CONSULTING	3,346.17
	2019-10-25	Payment to Road & Bridge Contractors	EUROVIA ATLANTIC COAST LLC	98,176.37
	2019-10-29	Engineering & Architectural Services	CIVIL ENGINEERING CONSULTING	7,524.77
P037479 Total				548,289.95
P037530				
2019 Statewide Non-Interstate NHS Program				
Rehabilitation in Beaufort County - US 21				
Rehabilitation				
	2019-06-30	Payment to Road & Bridge Contractors	EUROVIA ATLANTIC COAST LLC	1,360.00
	2019-08-20	Payment to Road & Bridge Contractors	EUROVIA ATLANTIC COAST LLC	499,056.47
	2019-09-30	Payment to Road & Bridge Contractors	EUROVIA ATLANTIC COAST LLC	66,782.33
	2019-10-08	Engineering & Architectural Services	CIVIL ENGINEERING CONSULTING	9,002.09
	2019-10-21	Engineering & Architectural Services	CIVIL ENGINEERING CONSULTING	2,406.71
	2019-10-25	Payment to Road & Bridge Contractors	EUROVIA ATLANTIC COAST LLC	3,500.00
	2019-10-29	Engineering & Architectural Services	CIVIL ENGINEERING CONSULTING	1,926.55
P037530 Total				584,034.15
P037615				
2019 Non-NHS Primary Preservation Program				
SCDOT Preservation in Beaufort County - US 21, US 21 BUS				
Preservation				
	2019-08-19	Payment to Road & Bridge Contractors	PREFERRED MATERIALS INC	48,686.46
	2019-09-11	Payment to Road & Bridge Contractors	PREFERRED MATERIALS INC	181,845.22
	2019-10-10	Payment to Road & Bridge Contractors	PREFERRED MATERIALS INC	743,568.78
	2019-10-21	Engineering & Architectural Services	CIVIL ENGINEERING CONSULTING	10,403.67
	2019-10-29	Engineering & Architectural Services	CIVIL ENGINEERING CONSULTING	8,362.79
P037615 Total				992,866.92
P037903				
2019 Non-Interstate NHS Preservation Program				
SCDOT Preservation in Beaufort County - US 17				
Preservation				
	2019-08-19	Payment to Road & Bridge Contractors	PREFERRED MATERIALS INC	38,483.16
	2019-09-11	Payment to Road & Bridge Contractors	PREFERRED MATERIALS INC	680,653.22
	2019-10-10	Payment to Road & Bridge Contractors	PREFERRED MATERIALS INC	3,088.50
	2019-10-21	Engineering & Architectural Services	CIVIL ENGINEERING CONSULTING	6,403.59
	2019-10-29	Engineering & Architectural Services	CIVIL ENGINEERING CONSULTING	2,208.23
P037903 Total				730,836.70

New Gas Tax Trust Fund Check Register

Vendor & Contractor Payments through October 31, 2019

County & Project Description	Posting Date	Expense Description	Vendor	Amount
P037904				
2019 FA Secondary Preservation Program				
SCDOT Preservation in Beaufort County - S- 6				
Preservation				
	2019-08-19	Payment to Road & Bridge Contractors	PREFERRED MATERIALS INC	38,691.16
	2019-09-11	Payment to Road & Bridge Contractors	PREFERRED MATERIALS INC	16,714.30
	2019-10-21	Engineering & Architectural Services	CIVIL ENGINEERING CONSULTING	1,711.34
	2019-10-29	Engineering & Architectural Services	CIVIL ENGINEERING CONSULTING	1,926.55
P037904 Total				59,043.35
Beaufort Total				6,326,335.89

New Gas Tax Trust Fund Check Register

Vendor & Contractor Payments through October 31, 2019

County & Project Description	Posting Date	Expense Description	Vendor	Amount
Berkeley				
P032296				
2018 Secondary Pavement Improvement Program				
Non-Federal Aid Resurfacing in Berkeley County - S- 317, S- 339, S- 403, S- 485, S- 495, S- 50, S- 748, S- 810				
Rehabilitation				
	2018-06-26	Payment to Road & Bridge Contractors	SANDERS BROTHERS CONST CO INC	871,189.83
	2018-06-30	Payment to Road & Bridge Contractors	SANDERS BROTHERS CONST CO INC	473,472.95
	2018-08-17	Payment to Road & Bridge Contractors	SANDERS BROTHERS CONST CO INC	27,307.35
	2018-09-24	Payment to Road & Bridge Contractors	SANDERS BROTHERS CONST CO INC	157,834.94
	2018-10-02	Engineering & Architectural Services	HDR ENGINEERING INC OF THE CAROLI	15,334.24
	2018-10-03	Engineering & Architectural Services	HDR ENGINEERING INC OF THE CAROLI	11,176.06
	2018-10-18	Engineering & Architectural Services	F&ME CONSULTANTS INC	2,228.72
	2018-10-24	Engineering & Architectural Services	HDR ENGINEERING INC OF THE CAROLI	4,763.35
	2018-12-19	Payment to Road & Bridge Contractors	SANDERS BROTHERS CONST CO INC	228,507.59
	2019-02-05	Engineering & Architectural Services	HDR ENGINEERING INC OF THE CAROLI	428.23
	2019-02-12	Payment to Road & Bridge Contractors	SANDERS BROTHERS CONST CO INC	563,076.29
	2019-02-14	Engineering & Architectural Services	F&ME CONSULTANTS INC	3,397.03
	2019-02-28	Engineering & Architectural Services	HDR ENGINEERING INC OF THE CAROLI	10,887.53
	2019-03-08	Payment to Road & Bridge Contractors	SANDERS BROTHERS CONST CO INC	360,870.18
	2019-04-05	Engineering & Architectural Services	HDR ENGINEERING INC OF THE CAROLI	8,577.45
	2019-05-15	Payment to Road & Bridge Contractors	SANDERS BROTHERS CONST CO INC	29,980.54
	2019-06-14	Payment to Road & Bridge Contractors	SANDERS BROTHERS CONST CO INC	5,383.02
P032296 Total				2,774,415.30
P033668				
2018 Federal Aid Secondary Program				
Federal Aid Reconstruction/Rehabilitation in Berkeley County - S- 59				
Rehabilitation				
	2018-06-30	Payment to Road & Bridge Contractors	SANDERS BROTHERS CONST CO INC	38,033.33
	2018-08-13	Payment to Road & Bridge Contractors	SANDERS BROTHERS CONST CO INC	201,770.61
	2018-09-21	Payment to Road & Bridge Contractors	SANDERS BROTHERS CONST CO INC	4,016.67
	2018-10-03	Engineering & Architectural Services	HDR ENGINEERING INC OF THE CAROLI	8,793.29
	2018-10-15	Payment to Road & Bridge Contractors	SANDERS BROTHERS CONST CO INC	133,171.34
	2018-10-24	Engineering & Architectural Services	HDR ENGINEERING INC OF THE CAROLI	7,529.61
	2018-11-07	Engineering & Architectural Services	HDR ENGINEERING INC OF THE CAROLI	1,617.94
	2018-11-15	Payment to Road & Bridge Contractors	SANDERS BROTHERS CONST CO INC	548,086.03
	2018-11-21	Engineering & Architectural Services	HDR ENGINEERING INC OF THE CAROLI	1,014.93
	2018-12-17	Engineering & Architectural Services	HDR ENGINEERING INC OF THE CAROLI	6,000.32
	2019-02-19	Payment to Road & Bridge Contractors	SANDERS BROTHERS CONST CO INC	65,076.94
P033668 Total				1,015,111.01
P034706				
2018 Non- NHS Primary Program				
Federal Aid Reconstruction/Rehabilitation in Berkeley County - SC 402				
Rehabilitation				
	2018-06-30	Payment to Road & Bridge Contractors	SANDERS BROTHERS CONST CO INC	38,033.34
	2018-08-13	Payment to Road & Bridge Contractors	SANDERS BROTHERS CONST CO INC	36,900.01
	2018-09-21	Payment to Road & Bridge Contractors	SANDERS BROTHERS CONST CO INC	4,016.67
	2018-10-15	Payment to Road & Bridge Contractors	SANDERS BROTHERS CONST CO INC	1,219,254.88
	2018-11-15	Payment to Road & Bridge Contractors	SANDERS BROTHERS CONST CO INC	594,336.40
	2019-02-19	Payment to Road & Bridge Contractors	SANDERS BROTHERS CONST CO INC	121,194.75
P034706 Total				2,013,736.05

New Gas Tax Trust Fund Check Register

Vendor & Contractor Payments through October 31, 2019

County & Project Description	Posting Date	Expense Description	Vendor	Amount
P037071				
US 17 Alt Safety Project in Berkeley County				
Safety Improvements from near SC 402 to near L-665 (Coggeshall Rd) - US 17 ALT				
Safety Improvement				
	2018-06-06	Engineering & Architectural Services	MA ENGINEERING CONSULTANTS INC	15,867.04
	2018-06-30	Engineering & Architectural Services	MA ENGINEERING CONSULTANTS INC	6,837.34
	2018-07-26	Engineering & Architectural Services	MA ENGINEERING CONSULTANTS INC	10,316.30
	2018-08-29	Engineering & Architectural Services	MA ENGINEERING CONSULTANTS INC	(10,316.30)
	2018-10-04	Engineering & Architectural Services	MA ENGINEERING CONSULTANTS INC	19,500.06
	2018-10-18	Engineering & Architectural Services	MA ENGINEERING CONSULTANTS INC	20,276.00
	2018-11-15	Engineering & Architectural Services	MA ENGINEERING CONSULTANTS INC	7,220.29
	2018-12-12	Engineering & Architectural Services	MA ENGINEERING CONSULTANTS INC	9,620.04
	2019-01-14	Engineering & Architectural Services	MA ENGINEERING CONSULTANTS INC	13,832.69
	2019-02-11	Engineering & Architectural Services	MA ENGINEERING CONSULTANTS INC	7,395.78
	2019-04-12	Engineering & Architectural Services	MA ENGINEERING CONSULTANTS INC	10,188.83
P037071 Total				110,738.07
P037072				
SC 6 Safety Improvements in Berkeley County				
Safety Improvements from near S-59 (County Line Rd.) to near L-2901 (Mikey Rd.) - SC 6				
Safety Improvement				
	2018-06-06	Engineering & Architectural Services	MA ENGINEERING CONSULTANTS INC	16,181.24
	2018-06-30	Engineering & Architectural Services	MA ENGINEERING CONSULTANTS INC	6,972.72
	2018-07-26	Engineering & Architectural Services	MA ENGINEERING CONSULTANTS INC	10,520.58
	2018-08-29	Engineering & Architectural Services	MA ENGINEERING CONSULTANTS INC	(10,520.58)
	2018-10-04	Engineering & Architectural Services	MA ENGINEERING CONSULTANTS INC	19,886.20
	2018-10-18	Engineering & Architectural Services	MA ENGINEERING CONSULTANTS INC	20,677.50
	2018-11-15	Engineering & Architectural Services	MA ENGINEERING CONSULTANTS INC	7,363.28
	2018-12-12	Engineering & Architectural Services	MA ENGINEERING CONSULTANTS INC	9,810.54
	2019-01-14	Engineering & Architectural Services	MA ENGINEERING CONSULTANTS INC	14,106.61
	2019-02-11	Engineering & Architectural Services	MA ENGINEERING CONSULTANTS INC	7,542.23
	2019-04-12	Engineering & Architectural Services	MA ENGINEERING CONSULTANTS INC	10,000.00
	2019-05-13	Engineering & Architectural Services	KIMLEY HORN AND ASSOCIATES INC	67,415.88
	2019-07-15	Engineering & Architectural Services	KIMLEY HORN AND ASSOCIATES INC	23,258.35
	2019-07-31	Engineering & Architectural Services	KIMLEY HORN AND ASSOCIATES INC	12,271.96
	2019-08-13	Engineering & Architectural Services	KIMLEY HORN AND ASSOCIATES INC	5,331.77
	2019-10-09	Engineering & Architectural Services	KIMLEY HORN AND ASSOCIATES INC	3,059.05
P037072 Total				223,877.33
P037154				
2018 Non-Interstate NHS Preservation Program				
Preservation in Berkeley County - Crack Seal - US 52				
Preservation				
	2018-06-26	Highway Maintenance Contracts	REMAC INC	37,859.40
P037154 Total				37,859.40

New Gas Tax Trust Fund Check Register

Vendor & Contractor Payments through October 31, 2019

County & Project Description	Posting Date	Expense Description	Vendor	Amount
P037096				
2018 Non-NHS Primary Program				
Non-NHS Primary Preservation in Berkeley County - SC 6				
Preservation				
	2019-01-22	Payment to Road & Bridge Contractors	SLURRY PAVERS INC	3,844.15
	2019-02-11	Payment to Road & Bridge Contractors	SLURRY PAVERS INC	149,487.52
	2019-04-23	Payment to Road & Bridge Contractors	SLURRY PAVERS INC	217,285.34
	2019-05-21	Payment to Road & Bridge Contractors	SLURRY PAVERS INC	411,795.41
	2019-08-19	Payment to Road & Bridge Contractors	SLURRY PAVERS INC	90,093.44
	2019-09-19	Payment to Road & Bridge Contractors	SLURRY PAVERS INC	17,396.60
P037096 Total				889,902.46
P037044				
2018 Non-Interstate NHS Primary Program				
Non-Interstate NHS Primary Preservation in Berkeley County - US 52				
Preservation				
	2018-11-19	Payment to Road & Bridge Contractors	SLURRY PAVERS INC	296,383.97
	2018-12-12	Payment to Road & Bridge Contractors	SLURRY PAVERS INC	19,665.92
	2019-01-22	Payment to Road & Bridge Contractors	SLURRY PAVERS INC	390.40
	2019-04-23	Payment to Road & Bridge Contractors	SLURRY PAVERS INC	218,316.57
	2019-05-30	Engineering & Architectural Services	HDR ENGINEERING INC OF THE CAROLI	271.73
	2019-06-14	Payment to Road & Bridge Contractors	SLURRY PAVERS INC	225,985.01
	2019-06-30	Engineering & Architectural Services	HDR ENGINEERING INC OF THE CAROLI	10,709.58
	2019-06-30	Payment to Road & Bridge Contractors	SLURRY PAVERS INC	4,409.86
	2019-08-19	Payment to Road & Bridge Contractors	SLURRY PAVERS INC	32,016.47
	2019-09-17	Engineering & Architectural Services	HDR CONSTRUCTION CONTROL CORP	22,946.20
	2019-09-19	Payment to Road & Bridge Contractors	SLURRY PAVERS INC	38,941.67
	2019-10-21	Engineering & Architectural Services	HDR CONSTRUCTION CONTROL CORP	4,728.11
P037044 Total				874,765.49
P037147				
2018 Federal Aid Secondary Program				
Federal Aid Secondary Preservation in Berkeley County - S- 16				
Preservation				
	2018-12-12	Payment to Road & Bridge Contractors	SLURRY PAVERS INC	18,344.27
	2019-01-22	Payment to Road & Bridge Contractors	SLURRY PAVERS INC	18,966.67
	2019-03-19	Payment to Road & Bridge Contractors	SLURRY PAVERS INC	22,803.57
	2019-05-21	Payment to Road & Bridge Contractors	SLURRY PAVERS INC	183,310.67
	2019-08-19	Payment to Road & Bridge Contractors	SLURRY PAVERS INC	21,502.11
	2019-09-19	Payment to Road & Bridge Contractors	SLURRY PAVERS INC	11,031.45
P037147 Total				275,958.74
P037526				
2019 Federal Aid Secondary Pavement Improvement Program				
Reconstruction/Rehabilitation in Berkeley County - S- 1093				
Rehabilitation				
	2019-03-26	Payment to Road & Bridge Contractors	SANDERS BROTHERS CONST CO INC	35,878.16
	2019-04-05	Engineering & Architectural Services	HDR ENGINEERING INC OF THE CAROLI	1,245.08
	2019-04-23	Payment to Road & Bridge Contractors	SANDERS BROTHERS CONST CO INC	62,793.41
	2019-05-30	Engineering & Architectural Services	HDR ENGINEERING INC OF THE CAROLI	5,805.55
	2019-06-18	Payment to Road & Bridge Contractors	SANDERS BROTHERS CONST CO INC	521,306.98
	2019-06-30	Engineering & Architectural Services	HDR ENGINEERING INC OF THE CAROLI	6,391.87
	2019-06-30	Payment to Road & Bridge Contractors	SANDERS BROTHERS CONST CO INC	45,014.80
P037526 Total				678,435.85

New Gas Tax Trust Fund Check Register

Vendor & Contractor Payments through October 31, 2019

County & Project Description	Posting Date	Expense Description	Vendor	Amount
P037527				
2019 Non-FA Secondary Pavement Improvement Program				
Reconstruction/Rehabilitation in Berkeley County - S- 1041, S- 1098, S- 291, S- 648, S- 653				
Rehabilitation				
	2019-03-26	Highway Maintenance Contracts	SANDERS BROTHERS CONST CO INC	158,554.37
	2019-04-23	Highway Maintenance Contracts	SANDERS BROTHERS CONST CO INC	110,730.59
	2019-06-18	Highway Maintenance Contracts	SANDERS BROTHERS CONST CO INC	4,462.38
	2019-06-30	Highway Maintenance Contracts	SANDERS BROTHERS CONST CO INC	781.70
	2019-08-13	Highway Maintenance Contracts	SANDERS BROTHERS CONST CO INC	105.41
P037527 Total				274,634.45
P037773				
2019 Non-FA Secondary Preservation Program				
SCDOT Preservation in Berkeley County - S- 1103, S- 1161, S- 1162, S- 1165, S- 1258				
Preservation				
	2019-05-14	Highway Maintenance Contracts	SANDERS BROTHERS CONST CO INC	57,710.28
	2019-06-24	Highway Maintenance Contracts	SANDERS BROTHERS CONST CO INC	74,946.01
	2019-08-22	Highway Maintenance Contracts	SANDERS BROTHERS CONST CO INC	1,581.65
	2019-09-18	Highway Maintenance Contracts	SANDERS BROTHERS CONST CO INC	13,095.73
P037773 Total				147,333.67
P037634				
2019 Non-Interstate NHS Preservation Program				
SCDOT Preservation in Berkeley County - US 17 ALT				
Preservation				
	2019-05-14	Payment to Road & Bridge Contractors	SANDERS BROTHERS CONST CO INC	17,750.00
	2019-06-24	Payment to Road & Bridge Contractors	SANDERS BROTHERS CONST CO INC	48,541.90
	2019-06-30	Payment to Road & Bridge Contractors	SANDERS BROTHERS CONST CO INC	485,555.17
	2019-08-22	Payment to Road & Bridge Contractors	SANDERS BROTHERS CONST CO INC	1,621.16
	2019-09-18	Payment to Road & Bridge Contractors	SANDERS BROTHERS CONST CO INC	18,762.78
P037634 Total				572,231.01
P037774				
2019 FA Secondary Preservation Program				
SCDOT Preservation in Berkeley County - S- 16				
Preservation				
	2019-05-14	Payment to Road & Bridge Contractors	SANDERS BROTHERS CONST CO INC	19,843.82
	2019-06-24	Payment to Road & Bridge Contractors	SANDERS BROTHERS CONST CO INC	16,375.00
	2019-08-22	Payment to Road & Bridge Contractors	SANDERS BROTHERS CONST CO INC	143,232.96
	2019-09-18	Payment to Road & Bridge Contractors	SANDERS BROTHERS CONST CO INC	8,829.57
P037774 Total				188,281.35
P037858				
2019 Non-NHS Primary Preservation Program				
SCDOT Preservation in Berkeley County - SC 6				
Preservation				
	2019-05-14	Payment to Road & Bridge Contractors	SANDERS BROTHERS CONST CO INC	17,750.00
	2019-06-24	Payment to Road & Bridge Contractors	SANDERS BROTHERS CONST CO INC	26,305.93
	2019-08-22	Payment to Road & Bridge Contractors	SANDERS BROTHERS CONST CO INC	978,012.35
	2019-09-18	Payment to Road & Bridge Contractors	SANDERS BROTHERS CONST CO INC	59,313.42
P037858 Total				1,081,381.70

New Gas Tax Trust Fund Check Register

Vendor & Contractor Payments through October 31, 2019

County & Project Description	Posting Date	Expense Description	Vendor	Amount
P037525				
2019 Non-NHS Primary Pavement Improvement Program				
Reconstruction/Rehabilitation in Berkeley County - US 52				
Rehabilitation				
	2019-10-08	Payment to Road & Bridge Contractors	BANKS CONSTRUCTION CO	25,089.28
	2019-10-16	Payment to Road & Bridge Contractors	BANKS CONSTRUCTION CO	49,040.56
P037525 Total				74,129.84
Berkeley Total				11,232,791.72

New Gas Tax Trust Fund Check Register

Vendor & Contractor Payments through October 31, 2019

County & Project Description	Posting Date	Expense Description	Vendor	Amount
Calhoun				
P036828				
2018 Non NHS Primary Program				
Rehab in Calhoun County - SC 267				
Rehabilitation				
	2019-03-25	Payment to Road & Bridge Contractors	EUROVIA ATLANTIC COAST LLC	66,790.70
	2019-05-31	Payment to Road & Bridge Contractors	EUROVIA ATLANTIC COAST LLC	43,490.70
	2019-06-25	Payment to Road & Bridge Contractors	EUROVIA ATLANTIC COAST LLC	14,365.70
	2019-10-02	Payment to Road & Bridge Contractors	EUROVIA ATLANTIC COAST LLC	7,182.85
	2019-10-21	Engineering & Architectural Services	CIVIL ENGINEERING CONSULTING SERVIC	2,494.60
	2019-10-25	Payment to Road & Bridge Contractors	EUROVIA ATLANTIC COAST LLC	782,330.38
P036828 Total				916,654.93
P036929				
2018 Non-NHS Primary Program				
Rehab in Calhoun County - US 601				
Rehabilitation				
	2019-03-25	Payment to Road & Bridge Contractors	EUROVIA ATLANTIC COAST LLC	66,790.70
	2019-05-31	Payment to Road & Bridge Contractors	EUROVIA ATLANTIC COAST LLC	43,490.70
	2019-06-25	Payment to Road & Bridge Contractors	EUROVIA ATLANTIC COAST LLC	14,365.70
	2019-10-02	Payment to Road & Bridge Contractors	EUROVIA ATLANTIC COAST LLC	7,182.85
	2019-10-25	Payment to Road & Bridge Contractors	EUROVIA ATLANTIC COAST LLC	8,717.13
P036929 Total				140,547.08
P037011				
2018 Non-Interstate NHS Primary Program				
Non-Interstate NHS Primary Preservation in Calhoun County - US 601				
Preservation				
	2019-03-13	Payment to Road & Bridge Contractors	SLURRY PAVERS INC	11,784.07
	2019-04-17	Payment to Road & Bridge Contractors	SLURRY PAVERS INC	17,855.11
	2019-05-23	Payment to Road & Bridge Contractors	SLURRY PAVERS INC	73,347.82
	2019-05-28	Engineering & Architectural Services	F&ME CONSULTANTS INC	2,294.79
	2019-06-26	Payment to Road & Bridge Contractors	SLURRY PAVERS INC	676.20
	2019-06-30	Payment to Road & Bridge Contractors	SLURRY PAVERS INC	9,310.80
P037011 Total				115,268.79
P037012				
2018 Non-NHS Primary Program				
Non-NHS Primary Preservation in Calhoun County - SC 419, US 176				
Preservation				
	2019-03-13	Payment to Road & Bridge Contractors	SLURRY PAVERS INC	11,784.08
	2019-04-17	Payment to Road & Bridge Contractors	SLURRY PAVERS INC	86,649.86
	2019-05-07	Engineering & Architectural Services	F&ME CONSULTANTS INC	1,004.51
	2019-05-23	Payment to Road & Bridge Contractors	SLURRY PAVERS INC	109,914.89
	2019-05-28	Engineering & Architectural Services	F&ME CONSULTANTS INC	3,066.05
	2019-06-26	Payment to Road & Bridge Contractors	SLURRY PAVERS INC	7,570.30
	2019-06-30	Payment to Road & Bridge Contractors	SLURRY PAVERS INC	24,736.50
	2019-10-31	Payment to Railroad Company	NORFOLK SOUTHERN RAILWAY COMPANY	1,505.27
P037012 Total				246,231.46

New Gas Tax Trust Fund Check Register

Vendor & Contractor Payments through October 31, 2019

County & Project Description	Posting Date	Expense Description	Vendor	Amount
P037052				
2018 Federal Aid Secondary Program				
Federal Aid Secondary Preservation in Calhoun County - S- 122				
Preservation				
	2019-03-13	Payment to Road & Bridge Contractors	SLURRY PAVERS INC	11,784.08
	2019-04-17	Payment to Road & Bridge Contractors	SLURRY PAVERS INC	18,150.02
	2019-05-23	Payment to Road & Bridge Contractors	SLURRY PAVERS INC	48,125.46
	2019-05-28	Engineering & Architectural Services	F&ME CONSULTANTS INC	509.96
	2019-06-30	Payment to Road & Bridge Contractors	SLURRY PAVERS INC	9,027.90
P037052 Total				87,597.42
P036897				
2018 Federal Aid Secondary Program				
Rehab in Calhoun County - S- 31				
Rehabilitation				
	2019-03-25	Payment to Road & Bridge Contractors	EUROVIA ATLANTIC COAST LLC	66,790.70
	2019-05-24	Engineering & Architectural Services	CIVIL ENGINEERING CONSULTING SERVIC	504.92
	2019-05-28	Engineering & Architectural Services	F&ME CONSULTANTS INC	495.22
	2019-05-31	Payment to Road & Bridge Contractors	EUROVIA ATLANTIC COAST LLC	335,407.18
	2019-06-21	Engineering & Architectural Services	CIVIL ENGINEERING CONSULTING SERVIC	504.92
	2019-06-25	Payment to Road & Bridge Contractors	EUROVIA ATLANTIC COAST LLC	44,301.09
	2019-07-23	Engineering & Architectural Services	S&ME INC	6,711.74
	2019-08-13	Engineering & Architectural Services	S&ME INC	861.50
	2019-10-02	Payment to Road & Bridge Contractors	EUROVIA ATLANTIC COAST LLC	7,182.85
	2019-10-25	Payment to Road & Bridge Contractors	EUROVIA ATLANTIC COAST LLC	7,182.85
P036897 Total				469,942.97
Calhoun Total				1,976,242.65

New Gas Tax Trust Fund Check Register

Vendor & Contractor Payments through October 31, 2019

County & Project Description	Posting Date	Expense Description	Vendor	Amount
Charleston				
P033657				
2018 Non-Interstate NHS Program (Charleston US 17)				
Reconstruction/Rehabilitation in Charleston County - , US 17				
Rehabilitation				
	2018-12-11	Payment to Road & Bridge Contractors	BANKS CONSTRUCTION CO	108,603.00
	2019-02-11	Payment to Road & Bridge Contractors	BANKS CONSTRUCTION CO	446,881.60
	2019-03-13	Payment to Road & Bridge Contractors	BANKS CONSTRUCTION CO	9,212.64
	2019-04-23	Payment to Road & Bridge Contractors	BANKS CONSTRUCTION CO	376,160.13
	2019-05-21	Payment to Road & Bridge Contractors	BANKS CONSTRUCTION CO	2,496,161.86
	2019-05-30	Engineering & Architectural Services	HDR ENGINEERING INC OF THE CAROLI	12,207.87
	2019-06-30	Engineering & Architectural Services	HDR ENGINEERING INC OF THE CAROLI	882.98
	2019-06-30	Payment to Road & Bridge Contractors	BANKS CONSTRUCTION CO	134,662.04
	2019-08-13	Payment to Road & Bridge Contractors	BANKS CONSTRUCTION CO	183,748.83
	2019-09-17	Engineering & Architectural Services	HDR CONSTRUCTION CONTROL CORP	450.42
P033657 Total				3,768,971.37
P034724				
2018 NHS Secondary Program				
Federal Aid Reconstruction/Rehabilitation in Charleston County - S- 13				
Rehabilitation				
	2018-06-30	Payment to Road & Bridge Contractors	SANDERS BROTHERS CONST CO INC	135,808.21
	2018-08-13	Payment to Road & Bridge Contractors	SANDERS BROTHERS CONST CO INC	709,543.00
	2018-09-21	Payment to Road & Bridge Contractors	SANDERS BROTHERS CONST CO INC	91,754.31
	2018-10-15	Payment to Road & Bridge Contractors	SANDERS BROTHERS CONST CO INC	4,016.67
	2018-11-15	Payment to Road & Bridge Contractors	SANDERS BROTHERS CONST CO INC	8,033.33
	2019-02-19	Payment to Road & Bridge Contractors	SANDERS BROTHERS CONST CO INC	49,299.40
	2019-06-30	Payment to Road & Bridge Contractors	SANDERS BROTHERS CONST CO INC	1,274.00
P034724 Total				999,728.92
P037155				
2018 Non-Interstate NHS Preservation Program				
Preservation in Charleston County - Crack Seal - SC 61, SC 7				
Preservation				
	2018-06-26	Highway Maintenance Contracts	REMAC INC	23,854.50
P037155 Total				23,854.50
P037143				
2018 Non-NHS Primary Program				
Non-NHS Primary Preservation in Charleston County - SC 61, SC 700				
Preservation				
	2018-11-19	Payment to Road & Bridge Contractors	SLURRY PAVERS INC	49,523.92
	2018-12-12	Payment to Road & Bridge Contractors	SLURRY PAVERS INC	115,934.52
	2019-01-22	Payment to Road & Bridge Contractors	SLURRY PAVERS INC	5,669.96
	2019-03-19	Payment to Road & Bridge Contractors	SLURRY PAVERS INC	1,900.00
	2019-05-21	Payment to Road & Bridge Contractors	SLURRY PAVERS INC	125,377.63
	2019-06-14	Payment to Road & Bridge Contractors	SLURRY PAVERS INC	388,458.82
	2019-06-30	Payment to Road & Bridge Contractors	SLURRY PAVERS INC	228,533.51
	2019-08-19	Payment to Road & Bridge Contractors	SLURRY PAVERS INC	108,577.64
	2019-09-19	Payment to Road & Bridge Contractors	SLURRY PAVERS INC	63,705.11
P037143 Total				1,087,681.11

New Gas Tax Trust Fund Check Register

Vendor & Contractor Payments through October 31, 2019

County & Project Description	Posting Date	Expense Description	Vendor	Amount
P037144				
2018 Non-Interstate NHS Primary Program				
Non-Interstate NHS Primary Preservation in Charleston County - SC 61, SC 7				
Preservation				
	2018-11-19	Payment to Road & Bridge Contractors	SLURRY PAVERS INC	39,299.18
	2018-12-12	Payment to Road & Bridge Contractors	SLURRY PAVERS INC	30,337.75
	2019-01-22	Payment to Road & Bridge Contractors	SLURRY PAVERS INC	8,403.13
	2019-06-30	Payment to Road & Bridge Contractors	SLURRY PAVERS INC	102,937.22
	2019-08-19	Payment to Road & Bridge Contractors	SLURRY PAVERS INC	335,539.74
	2019-09-19	Payment to Road & Bridge Contractors	SLURRY PAVERS INC	45,741.68
P037144 Total				562,258.70
P037162				
2018 Federal Aid Secondary Program				
Federal Aid Secondary Preservation in Charleston County - S- 1032, S- 72				
Preservation				
	2018-12-12	Payment to Road & Bridge Contractors	SLURRY PAVERS INC	18,129.24
	2019-01-22	Payment to Road & Bridge Contractors	SLURRY PAVERS INC	10,840.96
	2019-02-11	Payment to Road & Bridge Contractors	SLURRY PAVERS INC	42,869.58
	2019-03-19	Payment to Road & Bridge Contractors	SLURRY PAVERS INC	11,675.81
	2019-04-23	Payment to Road & Bridge Contractors	SLURRY PAVERS INC	234,324.51
	2019-05-21	Payment to Road & Bridge Contractors	SLURRY PAVERS INC	37,622.59
	2019-06-14	Payment to Road & Bridge Contractors	SLURRY PAVERS INC	52,355.13
	2019-08-19	Payment to Road & Bridge Contractors	SLURRY PAVERS INC	28,724.18
	2019-09-19	Payment to Road & Bridge Contractors	SLURRY PAVERS INC	6,850.89
P037162 Total				443,392.89
P032295				
2018 Non-Federal Aid Program				
Non-Federal Aid Resurfacing in Charleston County - S- 1187, S- 1485, S- 1518, S- 1682, S- 1687, S- 176, S- 1882, S- 1949, S- 1972, S- 216, S- 2268, S- 244, S- 281, S- 282, S- 306, S- 31, S- 311, S- 312, S- 604, S- 62, S- 662, S- 664, S- 696, S- 733, S- 798, S- 877, S- 888, S- 936, S- 94				
Rehabilitation				
	2019-05-21	Payment to Road & Bridge Contractors	BANKS CONSTRUCTION CO	1,097,048.15
	2019-06-24	Payment to Road & Bridge Contractors	BANKS CONSTRUCTION CO	1,345,925.80
	2019-06-30	Engineering & Architectural Services	HDR ENGINEERING INC OF THE CAROLI	31,140.98
	2019-06-30	Payment to Road & Bridge Contractors	BANKS CONSTRUCTION CO	217,027.47
	2019-07-18	Payment to Railroad Company	NORFOLK SOUTHERN CORPORATION	1,316.68
	2019-08-13	Payment to Road & Bridge Contractors	BANKS CONSTRUCTION CO	48,283.44
	2019-09-17	Engineering & Architectural Services	HDR CONSTRUCTION CONTROL CORP	825.98
	2019-09-19	Payment to Road & Bridge Contractors	BANKS CONSTRUCTION CO	167,074.75
	2019-10-17	Payment to Road & Bridge Contractors	BANKS CONSTRUCTION CO	28,659.25
	2019-10-21	Engineering & Architectural Services	HDR CONSTRUCTION CONTROL CORP	1,703.09
P032295 Total				2,939,005.59
P037494				
2019 FA Secondary Pavement Improvement Program				
Rehabilitation in Charleston County - S- 104, S- 107				
Rehabilitation				
	2019-06-30	Engineering & Architectural Services	HDR ENGINEERING INC OF THE CAROLI	6,249.60
	2019-09-17	Engineering & Architectural Services	HDR CONSTRUCTION CONTROL CORP	1,439.27
	2019-10-08	Payment to Road & Bridge Contractors	BANKS CONSTRUCTION CO	96,510.78
	2019-10-16	Payment to Road & Bridge Contractors	BANKS CONSTRUCTION CO	256,661.73
	2019-10-21	Engineering & Architectural Services	HDR CONSTRUCTION CONTROL CORP	27,106.47
P037494 Total				387,967.85

New Gas Tax Trust Fund Check Register

Vendor & Contractor Payments through October 31, 2019

County & Project Description	Posting Date	Expense Description	Vendor	Amount
P027851				
SC 165 Bridge Replacement over Tidal Creek				
SC 165 Bridge Replacement over Tidal Creek in Charleston County - SC 165				
Bridge Replacement				
	2019-07-22	Engineering & Architectural Services	MCCORMICK TAYLOR INC	657.31
	2019-08-12	Engineering & Architectural Services	F&ME CONSULTANTS INC	849.03
	2019-08-22	Engineering & Architectural Services	MCCORMICK TAYLOR INC	1,286.32
	2019-08-27	Engineering & Architectural Services	F&ME CONSULTANTS INC	363.87
	2019-09-30	Payment to Road & Bridge Contractors	UNITED INFRASTRUCTURE GROUP, INC.	60,356.91
	2019-10-08	Payment to Road & Bridge Contractors	UNITED INFRASTRUCTURE GROUP, INC.	185,611.31
P027851 Total				249,124.75
P037533				
2019 Non-FA Secondary Pavement Improvement Program				
Rehabilitation in Charleston County - S- 1159, S- 636				
Rehabilitation				
	2019-08-13	Highway Maintenance Contracts	BANKS CONSTRUCTION CO	339.95
	2019-10-08	Highway Maintenance Contracts	BANKS CONSTRUCTION CO	351,634.96
	2019-10-16	Highway Maintenance Contracts	BANKS CONSTRUCTION CO	41,897.39
P037533 Total				393,872.30
P037532				
2019 Non-NHS Primary Program				
Rehabilitation in Charleston County - SC 165				
Rehabilitation				
	2019-08-13	Payment to Road & Bridge Contractors	BANKS CONSTRUCTION CO	1,709.68
	2019-10-08	Payment to Road & Bridge Contractors	BANKS CONSTRUCTION CO	1,093,613.62
	2019-10-16	Payment to Road & Bridge Contractors	BANKS CONSTRUCTION CO	94,777.15
P037532 Total				1,190,100.45
P037811				
2019 Non-Interstate NHS Preservation Program				
SCDOT Preservation in Charleston County - , S- 1022, S- 2387, US 17				
Preservation				
	2019-09-17	Engineering & Architectural Services	HDR CONSTRUCTION CONTROL CORP	4,130.97
	2019-10-03	Payment to Road & Bridge Contractors	BANKS CONSTRUCTION CO	102,270.65
	2019-10-21	Engineering & Architectural Services	HDR CONSTRUCTION CONTROL CORP	7,458.76
	2019-10-25	Payment to Road & Bridge Contractors	BANKS CONSTRUCTION CO	358,611.46
P037811 Total				472,471.84
P037814				
2019 Non-FA Secondary Preservation Program				
SCDOT Preservation in Charleston County - S- 1022, S- 1777, S- 2000, S- 2127, S- 2130, S- 219, S- 240, S- 46, S- 871, S- 99				
Preservation				
	2019-10-03	Highway Maintenance Contracts	BANKS CONSTRUCTION CO	29,796.07
	2019-10-25	Highway Maintenance Contracts	BANKS CONSTRUCTION CO	100,908.99
P037814 Total				130,705.06
P037812				
2019 Non-NHS Primary Preservation Program				
SCDOT Preservation in Charleston County - SC 526 SPR, SC 7				
Preservation				
	2019-10-03	Payment to Road & Bridge Contractors	BANKS CONSTRUCTION CO	127,721.08
	2019-10-25	Payment to Road & Bridge Contractors	BANKS CONSTRUCTION CO	405,963.41
P037812 Total				533,684.49

New Gas Tax Trust Fund Check Register

Vendor & Contractor Payments through October 31, 2019

County & Project Description	Posting Date	Expense Description	Vendor	Amount
P037813				
2019 FA Secondary Preservation Program				
SCDOT Preservation in Charleston County - S- 475				
Preservation				
	2019-10-03	Payment to Road & Bridge Contractors	BANKS CONSTRUCTION CO	68,623.15
	2019-10-25	Payment to Road & Bridge Contractors	BANKS CONSTRUCTION CO	340,673.36
P037813 Total				409,296.51
P037531				
2019 Statewide Non-Interstate NHS Program				
Rehabilitation in Charleston County - US 17				
Rehabilitation				
	2019-10-08	Payment to Road & Bridge Contractors	BANKS CONSTRUCTION CO	747,677.65
	2019-10-16	Payment to Road & Bridge Contractors	BANKS CONSTRUCTION CO	28,664.49
P037531 Total				776,342.14
Charleston Total				14,368,458.47

New Gas Tax Trust Fund Check Register

Vendor & Contractor Payments through October 31, 2019

County & Project Description	Posting Date	Expense Description	Vendor	Amount
Cherokee				
P032496				
2018 Non-Interstate NHS Statewide Program				
Rehab in Cherokee County - US 29				
Rehabilitation				
	2018-11-21	Payment to Road & Bridge Contractors	KING ASPHALT INC	28,072.35
	2018-12-03	Engineering & Architectural Services	CDM SMITH INC	130.00
	2018-12-12	Payment to Road & Bridge Contractors	KING ASPHALT INC	70,391.01
	2019-01-11	Payment to Road & Bridge Contractors	KING ASPHALT INC	54,688.70
	2019-02-11	Payment to Road & Bridge Contractors	KING ASPHALT INC	15,158.20
	2019-03-19	Payment to Road & Bridge Contractors	KING ASPHALT INC	132,546.37
	2019-04-12	Payment to Road & Bridge Contractors	KING ASPHALT INC	5,166.67
	2019-05-14	Engineering & Architectural Services	KCI TECHNOLOGIES INC	6,324.55
	2019-06-06	Engineering & Architectural Services	KCI TECHNOLOGIES INC	8,939.13
	2019-06-30	Payment to Road & Bridge Contractors	KING ASPHALT INC	188,721.99
	2019-07-19	Payment to Road & Bridge Contractors	KING ASPHALT INC	16,644.44
	2019-08-08	Payment to Road & Bridge Contractors	KING ASPHALT INC	5,725.00
	2019-08-27	Engineering & Architectural Services	KCI TECHNOLOGIES INC	800.82
	2019-09-06	Payment to Road & Bridge Contractors	KING ASPHALT INC	16,492.79
	2019-10-11	Engineering & Architectural Services	KCI TECHNOLOGIES INC	1,736.96
	2019-10-30	Engineering & Architectural Services	KCI TECHNOLOGIES INC	1,721.59
P032496 Total				553,260.57
P037082				
US 29 Safety Improvements in Cherokee County				
Safety Improvements from Spartanburg/Cherokee County Line to near S-307 (Morgan Dr.) - US 29				
Safety Improvement				
	2018-05-14	Printing, Binding, Advertising	THE CHEROKEE CHRONICLE INC	41.50
	2018-05-14	Printing, Binding, Advertising	THE GAFFNEY LEDGER INC	68.25
	2018-05-31	Printing, Binding, Advertising	HERALD-JOURNAL	76.79
	2018-06-11	Engineering & Architectural Services	INDEPENDENT MAPPING CONSULTANTS INC	25,458.91
	2018-07-20	Engineering & Architectural Services	GPI GEOSPATIAL INC	3,207.07
	2018-07-26	Engineering & Architectural Services	GPI GEOSPATIAL INC	3,053.25
	2018-09-19	Engineering & Architectural Services	GPI GEOSPATIAL INC	24,504.26
	2018-10-18	Engineering & Architectural Services	GPI GEOSPATIAL INC	26,320.58
	2019-01-09	Engineering & Architectural Services	GPI GEOSPATIAL INC	6,368.69
	2019-03-19	Engineering & Architectural Services	GPI GEOSPATIAL INC	28,144.10
	2019-04-25	Engineering & Architectural Services	GPI GEOSPATIAL INC	13,740.52
P037082 Total				130,983.92
P030049				
2017 Federal Aid Secondary Program				
Reclamation in Cherokee County for the Federal Aid Pavement Improvement Program. - S- 39				
Reconstruction				
	2019-04-12	Payment to Road & Bridge Contractors	LYNCHES RIVER CONTRACTING INC	940.00
	2019-05-08	Payment to Road & Bridge Contractors	LYNCHES RIVER CONTRACTING INC	127.50
	2019-06-13	Payment to Road & Bridge Contractors	LYNCHES RIVER CONTRACTING INC	388,008.04
	2019-08-19	Payment to Road & Bridge Contractors	LYNCHES RIVER CONTRACTING INC	2,014.00
	2019-08-27	Engineering & Architectural Services	KCI TECHNOLOGIES INC	633.67
	2019-09-12	Payment to Road & Bridge Contractors	LYNCHES RIVER CONTRACTING INC	715.85
	2019-10-11	Engineering & Architectural Services	KCI TECHNOLOGIES INC	5,825.33
	2019-10-30	Engineering & Architectural Services	KCI TECHNOLOGIES INC	3,335.45
P030049 Total				401,599.84

New Gas Tax Trust Fund Check Register

Vendor & Contractor Payments through October 31, 2019

County & Project Description	Posting Date	Expense Description	Vendor	Amount
P032477				
2018 Non-NHS Primary Program				
Non-NHS Primary Preservation in Cherokee County - SC 198, US 221 ALT				
Preservation				
	2018-10-23	Payment to Road & Bridge Contractors	F & R ASPHALT INC	13,100.00
	2018-11-21	Payment to Road & Bridge Contractors	F & R ASPHALT INC	250,150.06
	2018-12-03	Engineering & Architectural Services	CDM SMITH INC	822.59
	2018-12-14	Payment to Road & Bridge Contractors	F & R ASPHALT INC	2,366.40
	2019-01-30	Payment to Road & Bridge Contractors	F & R ASPHALT INC	7,070.00
	2019-02-20	Payment to Road & Bridge Contractors	F & R ASPHALT INC	5,856.50
	2019-04-09	Engineering & Architectural Services	KCI TECHNOLOGIES INC	6,057.29
	2019-06-05	Payment to Road & Bridge Contractors	F & R ASPHALT INC	12,321.26
	2019-08-16	Payment to Road & Bridge Contractors	F & R ASPHALT INC	266,876.57
	2019-10-30	Engineering & Architectural Services	KCI TECHNOLOGIES INC	3,743.93
P032477 Total				568,364.60
P032482				
2018 Federal Aid Secondary Program				
Federal Aid Secondary Preservation in Cherokee County - S- 83				
Preservation				
	2018-10-23	Payment to Road & Bridge Contractors	F & R ASPHALT INC	13,100.00
	2018-11-19	Engineering & Architectural Services	CDM SMITH INC	302.59
	2018-11-21	Payment to Road & Bridge Contractors	F & R ASPHALT INC	52,465.34
	2018-12-14	Payment to Road & Bridge Contractors	F & R ASPHALT INC	107,248.16
	2019-01-30	Payment to Road & Bridge Contractors	F & R ASPHALT INC	1,470.00
	2019-04-09	Engineering & Architectural Services	KCI TECHNOLOGIES INC	5,236.38
	2019-05-14	Engineering & Architectural Services	KCI TECHNOLOGIES INC	158.90
	2019-08-16	Payment to Road & Bridge Contractors	F & R ASPHALT INC	18,545.75
P032482 Total				198,527.12
P033595				
2018 Non-Interstate NHS Program				
Rehab in Cherokee County - US 29				
Rehabilitation				
	2018-10-24	Engineering & Architectural Services	CDM SMITH INC	1,125.18
	2018-11-21	Payment to Road & Bridge Contractors	KING ASPHALT INC	31,104.33
	2018-12-03	Engineering & Architectural Services	CDM SMITH INC	130.00
	2018-12-12	Payment to Road & Bridge Contractors	KING ASPHALT INC	38,045.46
	2019-01-11	Payment to Road & Bridge Contractors	KING ASPHALT INC	146,302.43
	2019-02-11	Payment to Road & Bridge Contractors	KING ASPHALT INC	15,829.27
	2019-03-19	Payment to Road & Bridge Contractors	KING ASPHALT INC	11,805.12
	2019-04-09	Engineering & Architectural Services	KCI TECHNOLOGIES INC	4,729.77
	2019-04-12	Payment to Road & Bridge Contractors	KING ASPHALT INC	115,937.49
	2019-04-16	Engineering & Architectural Services	CDM SMITH INC	695.47
	2019-05-14	Engineering & Architectural Services	KCI TECHNOLOGIES INC	7,150.71
	2019-06-06	Engineering & Architectural Services	KCI TECHNOLOGIES INC	3,560.23
	2019-06-30	Payment to Road & Bridge Contractors	KING ASPHALT INC	392,270.87
	2019-07-19	Payment to Road & Bridge Contractors	KING ASPHALT INC	33,413.82
	2019-08-08	Payment to Road & Bridge Contractors	KING ASPHALT INC	4,225.00
	2019-08-13	Engineering & Architectural Services	CDM SMITH INC	565.47
	2019-08-27	Engineering & Architectural Services	KCI TECHNOLOGIES INC	198.02
	2019-09-06	Payment to Road & Bridge Contractors	KING ASPHALT INC	20,415.03
	2019-10-11	Engineering & Architectural Services	KCI TECHNOLOGIES INC	1,319.92
	2019-10-30	Engineering & Architectural Services	KCI TECHNOLOGIES INC	791.59
P033595 Total				829,615.18

New Gas Tax Trust Fund Check Register

Vendor & Contractor Payments through October 31, 2019

County & Project Description	Posting Date	Expense Description	Vendor	Amount
P033654				
2018 Non-NHS Primary Program				
Rehabin Cherokee County - SC 150				
Rehabilitation				
	2018-10-24	Engineering & Architectural Services	CDM SMITH INC	1,125.18
	2018-11-21	Payment to Road & Bridge Contractors	KING ASPHALT INC	43,566.33
	2018-12-03	Engineering & Architectural Services	CDM SMITH INC	130.00
	2018-12-12	Payment to Road & Bridge Contractors	KING ASPHALT INC	82,618.78
	2019-01-11	Payment to Road & Bridge Contractors	KING ASPHALT INC	54,226.90
	2019-01-17	Engineering & Architectural Services	CDM SMITH INC	2,827.35
	2019-02-11	Payment to Road & Bridge Contractors	KING ASPHALT INC	73,160.19
	2019-03-19	Payment to Road & Bridge Contractors	KING ASPHALT INC	61,311.13
	2019-04-12	Payment to Road & Bridge Contractors	KING ASPHALT INC	82,825.30
	2019-05-09	Payment to Road & Bridge Contractors	KING ASPHALT INC	159,919.23
	2019-05-14	Engineering & Architectural Services	KCI TECHNOLOGIES INC	2,981.11
	2019-06-05	Payment to Road & Bridge Contractors	KING ASPHALT INC	93.50
	2019-06-06	Engineering & Architectural Services	KCI TECHNOLOGIES INC	5,440.34
	2019-06-30	Payment to Road & Bridge Contractors	KING ASPHALT INC	7,687.17
	2019-08-08	Payment to Road & Bridge Contractors	KING ASPHALT INC	1,874.30
	2019-08-27	Engineering & Architectural Services	KCI TECHNOLOGIES INC	4,690.60
	2019-09-06	Payment to Road & Bridge Contractors	KING ASPHALT INC	12,286.75
P033654 Total				596,764.16
P037261				
2019 Non-FA Secondary Pavement Improvement Program				
Reconstruction/Rehabilitation in Cherokee County - S- 133, S- 238				
Reconstruction				
	2019-02-14	Engineering & Architectural Services	CDM SMITH INC	260.00
	2019-03-07	Engineering & Architectural Services	Highway Maint Contr	(182.00)
	2019-03-28	Highway Maintenance Contracts	REEVES CONSTRUCTION CO	13,875.00
	2019-06-03	Engineering & Architectural Services	MEAD & HUNT INC	127.34
	2019-06-07	Highway Maintenance Contracts	REEVES CONSTRUCTION CO	4,826.46
	2019-06-30	Highway Maintenance Contracts	REEVES CONSTRUCTION CO	12,066.41
	2019-06-30	Engineering & Architectural Services	ENGINEERING & ARCH	(182.00)
	2019-08-13	Engineering & Architectural Services	CDM SMITH INC	247.64
	2019-08-23	Highway Maintenance Contracts	REEVES CONSTRUCTION CO	169,907.90
	2019-09-09	Highway Maintenance Contracts	REEVES CONSTRUCTION CO	136,556.11
	2019-10-11	Highway Maintenance Contracts	REEVES CONSTRUCTION CO	52,127.23
	2019-10-21	Engineering & Architectural Services	MEAD & HUNT INC	862.96
	2019-10-24	Engineering & Architectural Services	CDM SMITH INC	335.39
P037261 Total				390,828.44
P033647				
2018 Federal Aid Secondary Program				
Reconstruction in Cherokee County - S- 223				
Reconstruction				
	2019-03-12	Payment to Road & Bridge Contractors	LYNCHES RIVER CONTRACTING INC	89,891.00
	2019-04-12	Payment to Road & Bridge Contractors	LYNCHES RIVER CONTRACTING INC	26,995.45
	2019-05-08	Payment to Road & Bridge Contractors	LYNCHES RIVER CONTRACTING INC	255.00
	2019-06-13	Payment to Road & Bridge Contractors	LYNCHES RIVER CONTRACTING INC	460,556.34
	2019-07-17	Payment to Road & Bridge Contractors	LYNCHES RIVER CONTRACTING INC	223,309.36
	2019-08-19	Payment to Road & Bridge Contractors	LYNCHES RIVER CONTRACTING INC	8,039.90
	2019-09-12	Payment to Road & Bridge Contractors	LYNCHES RIVER CONTRACTING INC	77.25
	2019-10-11	Engineering & Architectural Services	KCI TECHNOLOGIES INC	7,505.24
	2019-10-30	Engineering & Architectural Services	KCI TECHNOLOGIES INC	960.89
P033647 Total				817,590.43

New Gas Tax Trust Fund Check Register

Vendor & Contractor Payments through October 31, 2019

County & Project Description	Posting Date	Expense Description	Vendor	Amount
P037254				
2019 FA Secondary Pavement Improvement Program				
Reconstruction/Rehabilitation in Cherokee County - S- 223, S- 57				
Reconstruction				
	2019-03-28	Payment to Road & Bridge Contractors	REEVES CONSTRUCTION CO	46,250.00
	2019-04-09	Engineering & Architectural Services	KCI TECHNOLOGIES INC	1,509.57
	2019-06-03	Engineering & Architectural Services	MEAD & HUNT INC	565.99
	2019-06-07	Payment to Road & Bridge Contractors	REEVES CONSTRUCTION CO	233,321.64
	2019-06-30	Payment to Road & Bridge Contractors	REEVES CONSTRUCTION CO	49,518.42
	2019-08-23	Payment to Road & Bridge Contractors	REEVES CONSTRUCTION CO	223,433.22
	2019-09-09	Payment to Road & Bridge Contractors	REEVES CONSTRUCTION CO	149,948.03
	2019-10-11	Engineering & Architectural Services	KCI TECHNOLOGIES INC	3,521.26
	2019-10-11	Payment to Road & Bridge Contractors	REEVES CONSTRUCTION CO	460,665.63
	2019-10-24	Engineering & Architectural Services	CDM SMITH INC	1,780.94
	2019-10-30	Engineering & Architectural Services	KCI TECHNOLOGIES INC	2,122.89
P037254 Total				1,172,637.59
P037268				
2019 Non-Interstate NHS Preservation Program				
SCDOT Preservation in Cherokee County - SC 5				
Preservation				
	2019-05-09	Payment to Road & Bridge Contractors	SLOAN CONSTRUCTION	110,905.37
	2019-06-03	Engineering & Architectural Services	MEAD & HUNT INC	5,353.88
	2019-06-12	Payment to Road & Bridge Contractors	SLOAN CONSTRUCTION	465,141.50
	2019-06-30	Payment to Road & Bridge Contractors	SLOAN CONSTRUCTION	549,990.43
	2019-08-07	Payment to Road & Bridge Contractors	SLOAN CONSTRUCTION	1,728.43
	2019-08-13	Engineering & Architectural Services	CDM SMITH INC	3,191.41
	2019-08-14	Engineering & Architectural Services	MEAD & HUNT INC	12,507.43
	2019-08-21	Engineering & Architectural Services	MEAD & HUNT INC	12,415.17
	2019-09-06	Payment to Road & Bridge Contractors	Pmt Rd & Brdg Contr	(233.76)
	2019-10-11	Engineering & Architectural Services	KCI TECHNOLOGIES INC	647.85
P037268 Total				1,161,647.71
P037247				
2019 Non-NHS Primary Pavement Improvement Program				
Reconstruction/Rehabilitation in Cherokee County - SC 18 CON				
Rehabilitation				
	2019-08-27	Engineering & Architectural Services	KCI TECHNOLOGIES INC	471.75
	2019-10-09	Payment to Road & Bridge Contractors	F & R ASPHALT INC	28,333.34
P037247 Total				28,805.09
P037281				
2019 FA Secondary Preservation Program				
SCDOT Preservation in Cherokee County - S- 83				
Preservation				
	2019-10-09	Payment to Road & Bridge Contractors	SLURRY PAVERS INC	12,127.85
P037281 Total				12,127.85
Cherokee Total				6,862,752.50

New Gas Tax Trust Fund Check Register

Vendor & Contractor Payments through October 31, 2019

County & Project Description	Posting Date	Expense Description	Vendor	Amount
Cherokee, Spartanburg				
P027114				
I-85 (Gossett Rd (S-57) to NC State Line) - Gossett Rd (S-57) to SC 18				
Widen Interstate 85 from S-57 (Gossette Rd) at Exit 80 to SC 18 Shelby Highway) at Exit 96. Project includes improvements at four interchanges and 3 overpass bridges. - I- 85				
Widening				
	2019-03-01	Payment to Utility Company	DUKE ENERGY CAROLINAS LLC	31,526.43
	2019-05-01	Payment to Utility Company	SPARTANBURG SANITARY SEWER DISTRICT	168,993.00
	2019-05-15	Payment to Utility Company	BOARD OF PUBLIC WORKS	72,000.00
	2019-08-06	Payment to Utility Company	DUKE ENERGY CAROLINAS LLC	363,728.68
	2019-09-24	Payment to Utility Company	DUKE ENERGY CAROLINAS LLC	112,298.23
	2019-09-25	Payment to Utility Company	DUKE ENERGY CAROLINAS LLC	146,505.94
	2019-09-27	Payment to Railroad Company	DUKE ENERGY CAROLINAS LLC	144,254.66
	2019-09-27	Payment to Utility Company	DUKE ENERGY CAROLINAS LLC	54,168.24
	2019-10-02	Payment to Utility Company	DUKE ENERGY CAROLINAS LLC	20,464.13
	2019-10-23	Payment to Utility Company	DUKE ENERGY CAROLINAS LLC	571,000.75
P027114 Total				1,684,940.06
Cherokee, Spartanburg Total				1,684,940.06

New Gas Tax Trust Fund Check Register

Vendor & Contractor Payments through October 31, 2019

County & Project Description	Posting Date	Expense Description	Vendor	Amount
Chester				
P032497				
2018 Non-Interstate NHS Primary Program				
Non-Interstate NHS Primary Rehabilitation in Chester County - SC 9				
Rehabilitation				
	2019-03-12	Payment to Road & Bridge Contractors	LYNCHEs RIVER CONTRACTING INC	12,996.66
	2019-05-08	Payment to Road & Bridge Contractors	LYNCHEs RIVER CONTRACTING INC	31,166.67
	2019-06-12	Engineering & Architectural Services	CDM SMITH INC	8,976.45
	2019-06-12	Payment to Road & Bridge Contractors	LYNCHEs RIVER CONTRACTING INC	396,536.29
	2019-06-30	Payment to Road & Bridge Contractors	LYNCHEs RIVER CONTRACTING INC	818,182.47
	2019-08-13	Engineering & Architectural Services	CDM SMITH INC	3,414.58
	2019-08-13	Payment to Road & Bridge Contractors	LYNCHEs RIVER CONTRACTING INC	30,004.61
	2019-08-27	Engineering & Architectural Services	KCI TECHNOLOGIES INC	899.01
	2019-09-24	Engineering & Architectural Services	CDM SMITH INC	1,333.54
	2019-10-11	Engineering & Architectural Services	KCI TECHNOLOGIES INC	1,273.36
	2019-10-11	Payment to Road & Bridge Contractors	Pmt Rd & Brdg Contr	(8,571.91)
	2019-10-21	Engineering & Architectural Services	MEAD & HUNT INC	1,655.33
	2019-10-30	Engineering & Architectural Services	KCI TECHNOLOGIES INC	875.62
P032497 Total				1,298,742.68
P033596				
2018 Non-Interstate NHS Primary Program				
Non-Interstate NHS Primary Rehabilitation in Chester County - SC 72				
Rehabilitation				
	2018-10-24	Engineering & Architectural Services	CDM SMITH INC	1,420.42
	2018-11-19	Engineering & Architectural Services	CDM SMITH INC	1,661.37
	2018-12-03	Engineering & Architectural Services	CDM SMITH INC	1,123.70
	2019-03-12	Payment to Road & Bridge Contractors	LYNCHEs RIVER CONTRACTING INC	56,009.34
	2019-05-08	Payment to Road & Bridge Contractors	LYNCHEs RIVER CONTRACTING INC	471,714.85
	2019-06-12	Engineering & Architectural Services	CDM SMITH INC	3,414.58
	2019-06-12	Payment to Road & Bridge Contractors	LYNCHEs RIVER CONTRACTING INC	1,206,458.02
	2019-06-30	Payment to Road & Bridge Contractors	LYNCHEs RIVER CONTRACTING INC	92,000.64
	2019-08-13	Engineering & Architectural Services	CDM SMITH INC	2,715.31
	2019-08-13	Payment to Road & Bridge Contractors	LYNCHEs RIVER CONTRACTING INC	104,874.26
	2019-08-14	Engineering & Architectural Services	MEAD & HUNT INC	11,071.33
	2019-08-21	Engineering & Architectural Services	MEAD & HUNT INC	3,004.80
	2019-10-11	Payment to Road & Bridge Contractors	LYNCHEs RIVER CONTRACTING INC	25,138.30
	2019-10-21	Engineering & Architectural Services	MEAD & HUNT INC	646.94
	2019-10-30	Engineering & Architectural Services	KCI TECHNOLOGIES INC	291.87
P033596 Total				1,981,545.73
P038115				
SC 97 Safety Improvements in Chester County				
Safety Improvements from near S-355 to near US 21 - SC 97				
Safety Improvement				
	2018-10-24	Printing, Binding, Advertising	THE LANCASTER NEWS	70.00
	2018-10-24	Printing, Binding, Advertising	CHESTER NEWS & REPORTER	26.72
P038115 Total				96.72

New Gas Tax Trust Fund Check Register

Vendor & Contractor Payments through October 31, 2019

County & Project Description	Posting Date	Expense Description	Vendor	Amount
P032473				
2018 Non-Interstate NHS Primary Program				
Non-Interstate NHS Primary Preservation in Chester County - SC 9				
Preservation				
	2018-11-09	Payment to Road & Bridge Contractors	LYNCHEs RIVER CONTRACTING INC	91,314.58
	2019-04-11	Payment to Road & Bridge Contractors	LYNCHEs RIVER CONTRACTING INC	4,795.00
	2019-06-12	Payment to Road & Bridge Contractors	LYNCHEs RIVER CONTRACTING INC	1,679.43
	2019-06-30	Payment to Road & Bridge Contractors	LYNCHEs RIVER CONTRACTING INC	84,924.67
	2019-08-19	Payment to Road & Bridge Contractors	LYNCHEs RIVER CONTRACTING INC	35,710.05
	2019-10-21	Engineering & Architectural Services	MEAD & HUNT INC	32.50
	2019-10-30	Engineering & Architectural Services	KCI TECHNOLOGIES INC	2,272.28
P032473 Total				220,728.51
P032483				
2018 Federal Aid Secondary Program				
Federal Aid Secondary Preservation in Chester County - S- 194, S- 329				
Preservation				
	2018-11-09	Payment to Road & Bridge Contractors	LYNCHEs RIVER CONTRACTING INC	70,613.67
	2018-12-03	Engineering & Architectural Services	CDM SMITH INC	2,209.34
	2019-04-11	Payment to Road & Bridge Contractors	LYNCHEs RIVER CONTRACTING INC	6,798.40
	2019-06-12	Payment to Road & Bridge Contractors	LYNCHEs RIVER CONTRACTING INC	1,033.01
	2019-06-30	Payment to Road & Bridge Contractors	LYNCHEs RIVER CONTRACTING INC	600.00
	2019-08-12	Payment to Railroad Company	NORFOLK SOUTHERN RAILWAY COMPANY	1,110.83
	2019-08-19	Payment to Road & Bridge Contractors	LYNCHEs RIVER CONTRACTING INC	124,268.48
	2019-10-21	Engineering & Architectural Services	MEAD & HUNT INC	936.85
	2019-10-30	Engineering & Architectural Services	KCI TECHNOLOGIES INC	620.23
P032483 Total				208,190.81
P034748				
2018 Non-Interstate NHS Primary Program				
Non-Interstate NHS Primary Preservation in Chester County - SC 9				
Preservation				
	2018-11-09	Payment to Road & Bridge Contractors	LYNCHEs RIVER CONTRACTING INC	82,376.63
	2019-04-11	Payment to Road & Bridge Contractors	LYNCHEs RIVER CONTRACTING INC	4,725.00
	2019-06-30	Payment to Road & Bridge Contractors	LYNCHEs RIVER CONTRACTING INC	101,864.47
	2019-08-19	Payment to Road & Bridge Contractors	LYNCHEs RIVER CONTRACTING INC	49,930.83
	2019-10-21	Engineering & Architectural Services	MEAD & HUNT INC	32.50
	2019-10-30	Engineering & Architectural Services	KCI TECHNOLOGIES INC	1,636.42
P034748 Total				240,565.85

New Gas Tax Trust Fund Check Register

Vendor & Contractor Payments through October 31, 2019

County & Project Description	Posting Date	Expense Description	Vendor	Amount
P030042				
2017 Non-NHS Primary Program				
2017 Non-NHS Primary Reconstruction in Chester County - US 21				
Reconstruction				
	2019-04-10	Payment to Road & Bridge Contractors	GRANITE CONTRACTING LLC	74,878.00
	2019-06-12	Engineering & Architectural Services	CDM SMITH INC	2,308.54
	2019-06-12	Payment to Road & Bridge Contractors	GRANITE CONTRACTING LLC	525,293.25
	2019-08-12	Payment to Road & Bridge Contractors	GRANITE CONTRACTING LLC	661,798.29
	2019-08-13	Engineering & Architectural Services	CDM SMITH INC	6,592.93
	2019-08-14	Engineering & Architectural Services	MEAD & HUNT INC	847.88
	2019-08-23	Engineering & Architectural Services	CDM SMITH INC	11,973.70
	2019-09-10	Payment to Road & Bridge Contractors	GRANITE CONTRACTING LLC	11,697.43
	2019-09-20	Payment to Road & Bridge Contractors	Pmt Rd & Brdg Contr	630,079.92
	2019-09-24	Engineering & Architectural Services	CDM SMITH INC	1,463.54
	2019-10-11	Engineering & Architectural Services	KCI TECHNOLOGIES INC	561.69
	2019-10-21	Engineering & Architectural Services	MEAD & HUNT INC	1,919.32
	2019-10-30	Engineering & Architectural Services	KCI TECHNOLOGIES INC	1,561.44
P030042 Total				1,930,975.93
P030050				
2017 Federal Aid Secondary Program				
2017 Federal Aid Secondary Reconstruction in Chester County - S- 70				
Reconstruction				
	2019-04-10	Payment to Road & Bridge Contractors	GRANITE CONTRACTING LLC	74,861.38
	2019-06-12	Payment to Road & Bridge Contractors	GRANITE CONTRACTING LLC	49,900.00
	2019-06-30	Payment to Road & Bridge Contractors	GRANITE CONTRACTING LLC	1,049,127.60
	2019-08-12	Payment to Road & Bridge Contractors	GRANITE CONTRACTING LLC	280,752.50
	2019-08-21	Engineering & Architectural Services	MEAD & HUNT INC	14,567.49
	2019-08-23	Engineering & Architectural Services	CDM SMITH INC	309.27
	2019-09-10	Payment to Road & Bridge Contractors	GRANITE CONTRACTING LLC	45,292.43
	2019-09-20	Payment to Road & Bridge Contractors	Pmt Rd & Brdg Contr	(630,079.92)
	2019-09-24	Engineering & Architectural Services	CDM SMITH INC	5,902.91
	2019-10-21	Engineering & Architectural Services	MEAD & HUNT INC	7,168.51
	2019-10-24	Engineering & Architectural Services	CDM SMITH INC	569.27
	2019-10-30	Engineering & Architectural Services	KCI TECHNOLOGIES INC	2,517.41
P030050 Total				900,888.85
P037248				
2019 Non-NHS Primary Pavement Improvement Program				
Reconstruction/Rehabilitation in Chester County - SC 72				
Rehabilitation				
	2019-05-08	Payment to Road & Bridge Contractors	GRANITE CONTRACTING LLC	57,740.01
	2019-06-14	Payment to Road & Bridge Contractors	GRANITE CONTRACTING LLC	34,500.01
	2019-08-19	Payment to Road & Bridge Contractors	GRANITE CONTRACTING LLC	125,948.31
	2019-08-27	Engineering & Architectural Services	KCI TECHNOLOGIES INC	2,117.58
	2019-09-10	Payment to Road & Bridge Contractors	GRANITE CONTRACTING LLC	400,589.01
	2019-10-11	Payment to Road & Bridge Contractors	GRANITE CONTRACTING LLC	301,069.73
	2019-10-21	Engineering & Architectural Services	MEAD & HUNT INC	24,398.39
P037248 Total				946,363.04

New Gas Tax Trust Fund Check Register

Vendor & Contractor Payments through October 31, 2019

County & Project Description	Posting Date	Expense Description	Vendor	Amount
P037255				
2019 FA Secondary Pavement Improvement Program				
Reconstruction/Rehabilitation in Chester County - S- 1				
Rehabilitation				
	2019-05-08	Payment to Road & Bridge Contractors	GRANITE CONTRACTING LLC	56,500.00
	2019-06-14	Payment to Road & Bridge Contractors	GRANITE CONTRACTING LLC	51,870.84
	2019-08-19	Payment to Road & Bridge Contractors	GRANITE CONTRACTING LLC	7,000.00
	2019-08-27	Engineering & Architectural Services	KCI TECHNOLOGIES INC	2,154.08
	2019-09-24	Engineering & Architectural Services	CDM SMITH INC	813.54
	2019-10-11	Engineering & Architectural Services	KCI TECHNOLOGIES INC	545.73
	2019-10-11	Payment to Road & Bridge Contractors	GRANITE CONTRACTING LLC	139,465.13
	2019-10-24	Engineering & Architectural Services	CDM SMITH INC	865.25
	2019-10-31	Payment to Railroad Company	NORFOLK SOUTHERN RAILWAY COMPANY	1,088.07
P037255 Total				260,302.64
P033648				
2018 Federal Aid Secondary Program				
Reconstruction in Chester County - S- 171				
Reconstruction				
	2019-06-13	Payment to Road & Bridge Contractors	LYNCHES RIVER CONTRACTING INC	504,849.96
	2019-07-17	Payment to Road & Bridge Contractors	LYNCHES RIVER CONTRACTING INC	48,328.05
	2019-08-19	Payment to Road & Bridge Contractors	LYNCHES RIVER CONTRACTING INC	234,612.01
	2019-08-23	Engineering & Architectural Services	CDM SMITH INC	569.27
	2019-09-12	Payment to Road & Bridge Contractors	LYNCHES RIVER CONTRACTING INC	7,689.24
	2019-10-11	Engineering & Architectural Services	KCI TECHNOLOGIES INC	14,607.43
P033648 Total				810,655.96
P037269				
2019 Non-Interstate NHS Preservation Program				
SCDOT Preservation in Chester County - SC 9				
Preservation				
	2019-06-30	Payment to Road & Bridge Contractors	LYNCHES RIVER CONTRACTING INC	82,140.88
	2019-08-19	Payment to Road & Bridge Contractors	LYNCHES RIVER CONTRACTING INC	7,500.00
	2019-08-27	Engineering & Architectural Services	KCI TECHNOLOGIES INC	365.10
	2019-09-11	Payment to Road & Bridge Contractors	LYNCHES RIVER CONTRACTING INC	120,083.54
	2019-09-24	Engineering & Architectural Services	CDM SMITH INC	1,073.54
	2019-10-21	Engineering & Architectural Services	MEAD & HUNT INC	1,607.36
P037269 Total				212,770.42
P037275				
2019 Non-NHS Primary Preservation Program				
SCDOT Preservation in Chester County - SC 9				
Preservation				
	2019-06-30	Payment to Road & Bridge Contractors	LYNCHES RIVER CONTRACTING INC	83,978.74
	2019-08-19	Payment to Road & Bridge Contractors	LYNCHES RIVER CONTRACTING INC	7,536.30
	2019-08-27	Engineering & Architectural Services	KCI TECHNOLOGIES INC	655.42
	2019-09-11	Payment to Road & Bridge Contractors	LYNCHES RIVER CONTRACTING INC	134,731.83
	2019-09-24	Engineering & Architectural Services	CDM SMITH INC	292.50
	2019-10-11	Engineering & Architectural Services	KCI TECHNOLOGIES INC	616.37
	2019-10-21	Engineering & Architectural Services	MEAD & HUNT INC	1,607.36
	2019-10-30	Engineering & Architectural Services	KCI TECHNOLOGIES INC	5,307.20
P037275 Total				234,725.72

New Gas Tax Trust Fund Check Register

Vendor & Contractor Payments through October 31, 2019

County & Project Description	Posting Date	Expense Description	Vendor	Amount
P037282				
2019 FA Secondary Preservation Program				
SCDOT Preservation in Chester County - S- 186				
Preservation				
	2019-08-23	Engineering & Architectural Services	CDM SMITH INC	309.27
	2019-10-11	Payment to Road & Bridge Contractors	SLURRY PAVERS INC	175,487.30
	2019-10-21	Engineering & Architectural Services	MEAD & HUNT INC	720.51
P037282 Total				176,517.08
P037262				
2019 Non-FA Secondary Pavement Improvement Program				
Reconstruction/Rehabilitation in Chester County - S- 302, S- 316, S- 69				
Rehabilitation				
	2019-10-11	Highway Maintenance Contracts	LYNCHES RIVER CONTRACTING INC	14,268.50
	2019-10-11	Engineering & Architectural Services	KCI TECHNOLOGIES INC	622.76
	2019-10-21	Engineering & Architectural Services	MEAD & HUNT INC	121.03
P037262 Total				15,012.29
P039110				
2019 Non-NHS Primary Preservation Program				
SCDOT Preservation in Chester County - Us 21				
Preservation				
	2019-10-21	Engineering & Architectural Services	MEAD & HUNT INC	146.02
P039110 Total				146.02
Chester Total				9,438,228.25

New Gas Tax Trust Fund Check Register

Vendor & Contractor Payments through October 31, 2019

County & Project Description	Posting Date	Expense Description	Vendor	Amount
<u>Chester, Kershaw, Lancaster</u>				
P038364				
SC 97 Safety Improvements in Lancaster, Chester, and Kershaw Counties				
RRSP Safety Improvements from near SC 99 to near SC 522 - SC 97, US 21				
Safety Improvement				
	2019-03-05	Printing, Binding, Advertising	CHRONICLE INDEPENDENT	252.90
	2019-03-13	Printing, Binding, Advertising	THE LANCASTER NEWS	78.75
	2019-05-01	Engineering & Architectural Services	MCKIM & CREED INC	10,254.57
	2019-05-09	Engineering & Architectural Services	QUANTUM SPATIAL INC	23,516.77
	2019-05-09	Engineering & Architectural Services	MCKIM & CREED INC	19,865.83
	2019-06-14	Engineering & Architectural Services	MCKIM & CREED INC	5,425.69
	2019-06-18	Engineering & Architectural Services	QUANTUM SPATIAL INC	11,317.67
	2019-07-16	Engineering & Architectural Services	QUANTUM SPATIAL INC	4,043.14
	2019-08-16	Engineering & Architectural Services	QUANTUM SPATIAL INC	8,351.44
	2019-09-09	Engineering & Architectural Services	QUANTUM SPATIAL INC	7,510.83
	2019-10-11	Engineering & Architectural Services	QUANTUM SPATIAL INC	3,328.30
P038364 Total				93,945.89
Chester, Kershaw, Lancaster Total				93,945.89

New Gas Tax Trust Fund Check Register

Vendor & Contractor Payments through October 31, 2019

County & Project Description	Posting Date	Expense Description	Vendor	Amount
Chester, York				
P037077				
SC 72 Safety Improvements in Chester and York Counties				
Safety Improvements from near SC 97 (J.A. Cochran Byp.)				
0				
	2018-06-11	Engineering & Architectural Services	INDEPENDENT MAPPING CONSULTANTS INC	19,430.89
	2018-07-20	Engineering & Architectural Services	GPI GEOSPATIAL INC	2,016.11
	2018-07-26	Engineering & Architectural Services	GPI GEOSPATIAL INC	3,226.80
	2018-09-19	Engineering & Architectural Services	GPI GEOSPATIAL INC	37,743.79
	2019-03-19	Engineering & Architectural Services	GPI GEOSPATIAL INC	9,623.52
	2019-04-25	Engineering & Architectural Services	GPI GEOSPATIAL INC	5,784.16
	2019-07-16	Engineering & Architectural Services	GPI GEOSPATIAL INC	186.77
P037077 Total				78,012.04
Chester, York Total				78,012.04

New Gas Tax Trust Fund Check Register

Vendor & Contractor Payments through October 31, 2019

County & Project Description	Posting Date	Expense Description	Vendor	Amount
Chesterfield				
P032324				
2018 Non-Federal Aid Program				
Non-Federal Aid Resurfacing in Chesterfield County - S- 103, S- 105, S- 136, S- 274, S- 601, S- 68				
Resurfacing				
	2018-09-20	Payment to Road & Bridge Contractors	LYNCHE RIVER CONTRACTING INC	1,108,429.15
	2018-09-30	Payment to Road & Bridge Contractors	Pmt Rd & Brdg Contr	371,999.62
	2018-10-09	Payment to Road & Bridge Contractors	LYNCHE RIVER CONTRACTING INC	441,560.77
	2018-10-25	Engineering & Architectural Services	KCI TECHNOLOGIES INC	1,958.76
	2018-11-05	Engineering & Architectural Services	MEAD & HUNT INC	21,746.04
	2018-11-14	Payment to Road & Bridge Contractors	LYNCHE RIVER CONTRACTING INC	75,775.15
	2018-11-16	Engineering & Architectural Services	MEAD & HUNT INC	3,171.87
	2019-01-10	Engineering & Architectural Services	KCI TECHNOLOGIES INC	441.28
	2019-01-10	Payment to Road & Bridge Contractors	Highway Maint Contr	(15,506.40)
	2019-02-08	Payment to Road & Bridge Contractors	LYNCHE RIVER CONTRACTING INC	17,161.45
	2019-03-01	Engineering & Architectural Services	KCI TECHNOLOGIES INC	454.87
	2019-05-08	Payment to Road & Bridge Contractors	LYNCHE RIVER CONTRACTING INC	487.50
	2019-06-19	Payment to Road & Bridge Contractors	LYNCHE RIVER CONTRACTING INC	961.80
	2019-10-21	Engineering & Architectural Services	MEAD & HUNT INC	568.51
P032324 Total				2,029,210.37
P032484				
2018 Federal Aid Secondary Preservation Program				
SCDOT Preservation in Chesterfield County - S- 600				
Preservation				
	2018-06-30	Payment to Road & Bridge Contractors	LITTLEFIELD CONSTRUCTION COMPANY	45,796.26
	2018-09-20	Payment to Road & Bridge Contractors	LITTLEFIELD CONSTRUCTION COMPANY	52,741.99
P032484 Total				98,538.25
P032498				
2018 Non-Interstate NHS Primary Program				
Non-Interstate NHS Primary Rehabilitation in Chesterfield County - SC 9, US 1				
Rehabilitation				
	2019-03-08	Payment to Road & Bridge Contractors	LYNCHE RIVER CONTRACTING INC	166,279.99
	2019-04-12	Payment to Road & Bridge Contractors	LYNCHE RIVER CONTRACTING INC	94,569.68
	2019-05-14	Payment to Road & Bridge Contractors	LYNCHE RIVER CONTRACTING INC	526,948.27
	2019-06-19	Payment to Road & Bridge Contractors	LYNCHE RIVER CONTRACTING INC	399,386.58
	2019-06-30	Payment to Road & Bridge Contractors	LYNCHE RIVER CONTRACTING INC	32,141.94
	2019-08-16	Payment to Road & Bridge Contractors	LYNCHE RIVER CONTRACTING INC	15,052.50
	2019-08-27	Engineering & Architectural Services	KCI TECHNOLOGIES INC	8,039.76
	2019-09-06	Payment to Road & Bridge Contractors	LYNCHE RIVER CONTRACTING INC	814.00
	2019-10-11	Engineering & Architectural Services	KCI TECHNOLOGIES INC	886.43
	2019-10-30	Engineering & Architectural Services	KCI TECHNOLOGIES INC	5,600.31
P032498 Total				1,249,719.46
P036786				
2018 Federal Aid Secondary Program				
Federal Aid Secondary Preservation in Chesterfield County - S- 159				
Preservation				
	2018-10-03	Payment to Road & Bridge Contractors	LYNCHE RIVER CONTRACTING INC	15,968.10
	2019-09-06	Payment to Road & Bridge Contractors	LYNCHE RIVER CONTRACTING INC	94,698.47
	2019-10-03	Payment to Road & Bridge Contractors	LYNCHE RIVER CONTRACTING INC	13,001.68
P036786 Total				123,668.25

New Gas Tax Trust Fund Check Register

Vendor & Contractor Payments through October 31, 2019

County & Project Description	Posting Date	Expense Description	Vendor	Amount
P032474				
2018 Non-Interstate NHS Program				
Non-Interstate NHS Preservation in Chesterfield County - SC 151				
Preservation				
	2019-03-08	Payment to Road & Bridge Contractors	LYNCHE RIVER CONTRACTING INC	23,188.43
	2019-04-11	Payment to Road & Bridge Contractors	LYNCHE RIVER CONTRACTING INC	232,115.12
	2019-06-05	Payment to Road & Bridge Contractors	LYNCHE RIVER CONTRACTING INC	2,495.57
	2019-06-30	Payment to Road & Bridge Contractors	LYNCHE RIVER CONTRACTING INC	23,750.42
	2019-09-06	Payment to Road & Bridge Contractors	LYNCHE RIVER CONTRACTING INC	194,091.97
	2019-10-03	Payment to Road & Bridge Contractors	LYNCHE RIVER CONTRACTING INC	14,099.10
P032474 Total				489,740.61
P033597				
2018 Non-Interstate NHS Primary Program				
Non-Interstate NHS Primary Rehabilitation in Chesterfield County - SC 9, US 1				
Rehabilitation				
	2019-03-08	Payment to Road & Bridge Contractors	LYNCHE RIVER CONTRACTING INC	285,975.92
	2019-04-12	Payment to Road & Bridge Contractors	LYNCHE RIVER CONTRACTING INC	7,000.00
	2019-05-14	Payment to Road & Bridge Contractors	LYNCHE RIVER CONTRACTING INC	1,288,063.49
	2019-06-19	Payment to Road & Bridge Contractors	LYNCHE RIVER CONTRACTING INC	195,169.82
	2019-06-30	Payment to Road & Bridge Contractors	LYNCHE RIVER CONTRACTING INC	168,778.55
	2019-08-16	Payment to Road & Bridge Contractors	Pmt Rd & Brdg Contr	(3,007.30)
	2019-08-27	Engineering & Architectural Services	KCI TECHNOLOGIES INC	789.99
	2019-10-11	Engineering & Architectural Services	KCI TECHNOLOGIES INC	2,454.12
	2019-10-30	Engineering & Architectural Services	KCI TECHNOLOGIES INC	444.14
P033597 Total				1,945,668.73
P037256				
2019 FA Secondary Pavement Improvement Program				
Reconstruction/Rehabilitation in Chesterfield County - S- 155, S- 205, S- 86				
Rehabilitation				
	2019-03-12	Payment to Road & Bridge Contractors	LYNCHE RIVER CONTRACTING INC	66,586.67
	2019-05-14	Engineering & Architectural Services	KCI TECHNOLOGIES INC	395.97
	2019-05-15	Payment to Road & Bridge Contractors	LYNCHE RIVER CONTRACTING INC	466,942.43
	2019-06-14	Payment to Road & Bridge Contractors	LYNCHE RIVER CONTRACTING INC	59,669.34
	2019-06-30	Payment to Road & Bridge Contractors	LYNCHE RIVER CONTRACTING INC	38,973.28
	2019-08-07	Payment to Road & Bridge Contractors	LYNCHE RIVER CONTRACTING INC	6,184.05
	2019-08-27	Engineering & Architectural Services	KCI TECHNOLOGIES INC	6,599.58
	2019-09-13	Payment to Road & Bridge Contractors	LYNCHE RIVER CONTRACTING INC	35,914.27
	2019-10-11	Engineering & Architectural Services	KCI TECHNOLOGIES INC	5,646.92
	2019-10-30	Engineering & Architectural Services	KCI TECHNOLOGIES INC	3,903.69
P037256 Total				690,816.20
P037263				
2019 Non-FA Secondary Pavement Improvement Program				
Reconstruction/Rehabilitation in Chesterfield County - S- 56				
Rehabilitation				
	2019-03-12	Highway Maintenance Contracts	LYNCHE RIVER CONTRACTING INC	53,736.26
	2019-04-10	Highway Maintenance Contracts	LYNCHE RIVER CONTRACTING INC	59,766.04
	2019-05-14	Engineering & Architectural Services	KCI TECHNOLOGIES INC	148.49
	2019-05-15	Highway Maintenance Contracts	LYNCHE RIVER CONTRACTING INC	207,969.68
	2019-06-14	Highway Maintenance Contracts	LYNCHE RIVER CONTRACTING INC	3,933.00
	2019-06-30	Highway Maintenance Contracts	LYNCHE RIVER CONTRACTING INC	3,123.85
	2019-08-07	Highway Maintenance Contracts	LYNCHE RIVER CONTRACTING INC	1,546.27
	2019-09-13	Highway Maintenance Contracts	LYNCHE RIVER CONTRACTING INC	6,116.40
P037263 Total				336,339.99

New Gas Tax Trust Fund Check Register

Vendor & Contractor Payments through October 31, 2019

County & Project Description	Posting Date	Expense Description	Vendor	Amount
P037249				
2019 Non-NHS Primary Pavement Improvement Program				
Reconstruction/Rehabilitation in Chesterfield County - SC 151, US 1				
Rehabilitation				
	2019-04-09	Engineering & Architectural Services	KCI TECHNOLOGIES INC	495.67
	2019-05-14	Engineering & Architectural Services	KCI TECHNOLOGIES INC	2,821.28
	2019-06-30	Payment to Road & Bridge Contractors	CR JACKSON INC	444,884.38
	2019-08-16	Payment to Road & Bridge Contractors	CR JACKSON INC	1,108,502.76
	2019-09-09	Payment to Road & Bridge Contractors	CR JACKSON INC	23,637.80
	2019-10-24	Contractual Agreements with Gov't/Non-Profit Entity	DEPT OF PUBLIC SAFETY	895.21
	2019-10-30	Engineering & Architectural Services	KCI TECHNOLOGIES INC	2,172.63
P037249 Total				1,583,409.73
P037351				
2019 Non-Interstate NHS Pavement Improvement Program				
Rehabilitation in Chesterfield County - SC 151, SC 9				
Rehabilitation				
	2019-04-09	Engineering & Architectural Services	KCI TECHNOLOGIES INC	693.95
	2019-05-14	Engineering & Architectural Services	KCI TECHNOLOGIES INC	3,217.25
	2019-06-30	Payment to Road & Bridge Contractors	CR JACKSON INC	6,180.00
	2019-08-16	Payment to Road & Bridge Contractors	CR JACKSON INC	463,391.55
	2019-09-09	Payment to Road & Bridge Contractors	CR JACKSON INC	2,982,179.62
	2019-10-10	Payment to Road & Bridge Contractors	CR JACKSON INC	883,768.83
	2019-10-30	Engineering & Architectural Services	KCI TECHNOLOGIES INC	469.70
P037351 Total				4,339,900.90
P032478				
2018 Non-Interstate NHS Primary Program				
Non-Interstate NHS Primary Preservation in Chesterfield County - SC 151				
Preservation				
	2019-04-11	Payment to Road & Bridge Contractors	LYNCHES RIVER CONTRACTING INC	9,553.53
	2019-06-24	Payment to Road & Bridge Contractors	LYNCHES RIVER CONTRACTING INC	1,197.00
	2019-09-06	Payment to Road & Bridge Contractors	LYNCHES RIVER CONTRACTING INC	272,576.25
	2019-10-03	Payment to Road & Bridge Contractors	LYNCHES RIVER CONTRACTING INC	20,099.70
P032478 Total				303,426.48
P033649				
2018 Federal Aid Secondary Program				
Secondary Rehabilitation in Chesterfield County - S- 71				
Rehabilitation				
	2019-04-12	Payment to Road & Bridge Contractors	LYNCHES RIVER CONTRACTING INC	1,420.00
	2019-09-06	Payment to Road & Bridge Contractors	LYNCHES RIVER CONTRACTING INC	798,276.87
	2019-10-03	Payment to Road & Bridge Contractors	LYNCHES RIVER CONTRACTING INC	623,653.87
P033649 Total				1,423,350.74
P030051				
2017 Federal Aid Secondary Program				
Federal Aid Secondary Reconstruction in Chesterfield County - S- 341				
Reconstruction				
	2019-05-09	Payment to Road & Bridge Contractors	CR JACKSON INC	87,442.70
	2019-06-14	Payment to Road & Bridge Contractors	CR JACKSON INC	108,073.91
	2019-06-30	Payment to Road & Bridge Contractors	CR JACKSON INC	13,093.82
	2019-10-02	Payment to Road & Bridge Contractors	CR JACKSON INC	49.50
	2019-10-11	Engineering & Architectural Services	KCI TECHNOLOGIES INC	1,625.12
P030051 Total				210,285.05

New Gas Tax Trust Fund Check Register

Vendor & Contractor Payments through October 31, 2019

County & Project Description	Posting Date	Expense Description	Vendor	Amount
P037276				
2019 Non-NHS Primary Preservation Program				
SCDOT Preservation in Chesterfield County - SC 265				
Preservation				
	2019-08-16	Payment to Road & Bridge Contractors	LYNCHEs RIVER CONTRACTING INC	49,854.16
	2019-09-05	Payment to Road & Bridge Contractors	LYNCHEs RIVER CONTRACTING INC	195,163.59
	2019-10-01	Payment to Road & Bridge Contractors	LYNCHEs RIVER CONTRACTING INC	3,404.75
	2019-10-30	Engineering & Architectural Services	KCI TECHNOLOGIES INC	579.37
P037276 Total				249,001.87
P037470				
2019 Non-Interstate NHS Preservation Program				
SCDOT Preservation in Chesterfield County - US 52				
Preservation				
	2019-08-16	Payment to Road & Bridge Contractors	LYNCHEs RIVER CONTRACTING INC	2,447.64
	2019-09-05	Payment to Road & Bridge Contractors	LYNCHEs RIVER CONTRACTING INC	239,261.26
	2019-10-01	Payment to Road & Bridge Contractors	LYNCHEs RIVER CONTRACTING INC	9,842.89
	2019-10-30	Engineering & Architectural Services	KCI TECHNOLOGIES INC	579.37
P037470 Total				252,131.16
Chesterfield Total				15,325,207.79

New Gas Tax Trust Fund Check Register

Vendor & Contractor Payments through October 31, 2019

County & Project Description	Posting Date	Expense Description	Vendor	Amount
Chesterfield, Lancaster				
P037085				
SC 9 Safety Improvements in Lancaster and Chesterfield Counties				
Safety Improvements from near S-36 (Potter Rd.) to near US 601 (Highway 601 S.) - SC 9				
Safety Improvement				
	2018-06-27	Printing, Binding, Advertising	THE LANCASTER NEWS	220.15
	2018-07-16	Engineering & Architectural Services	QUANTUM SPATIAL INC	37,051.13
	2018-08-22	Engineering & Architectural Services	QUANTUM SPATIAL INC	23,305.77
	2018-11-07	Engineering & Architectural Services	QUANTUM SPATIAL INC	7,305.40
P037085 Total				67,882.45
Chesterfield, Lancaster Total				67,882.45

New Gas Tax Trust Fund Check Register

Vendor & Contractor Payments through October 31, 2019

County & Project Description	Posting Date	Expense Description	Vendor	Amount
Clarendon				
P036892				
2018 Federal Aid Secondary Program				
Rehab in Clarendon County - S- 102, S- 127				
Rehabilitation				
	2019-03-19	Engineering & Architectural Services	CIVIL ENGINEERING CONSULTING SERVIC	2,132.45
	2019-03-25	Payment to Road & Bridge Contractors	EUROVIA ATLANTIC COAST LLC	208,348.43
	2019-04-08	Engineering & Architectural Services	F&ME CONSULTANTS INC	1,229.60
	2019-05-31	Payment to Road & Bridge Contractors	EUROVIA ATLANTIC COAST LLC	43,490.70
	2019-06-25	Payment to Road & Bridge Contractors	EUROVIA ATLANTIC COAST LLC	14,365.70
	2019-10-02	Payment to Road & Bridge Contractors	EUROVIA ATLANTIC COAST LLC	7,182.85
	2019-10-25	Payment to Road & Bridge Contractors	EUROVIA ATLANTIC COAST LLC	422,411.41
P036892 Total				699,161.14
P037043				
2018 Non-Interstate NHS Primary Program				
Non-Interstate NHS Primary Preservation in Clarendon County - US 301, US 521				
Preservation				
	2019-03-13	Payment to Road & Bridge Contractors	SLURRY PAVERS INC	34,094.23
	2019-04-17	Payment to Road & Bridge Contractors	SLURRY PAVERS INC	743,530.90
	2019-05-07	Engineering & Architectural Services	F&ME CONSULTANTS INC	10,024.63
	2019-05-23	Payment to Road & Bridge Contractors	SLURRY PAVERS INC	3,196.58
	2019-06-26	Payment to Road & Bridge Contractors	SLURRY PAVERS INC	18,003.78
	2019-06-30	Payment to Road & Bridge Contractors	SLURRY PAVERS INC	76,034.55
P037043 Total				884,884.67
P037049				
2018 Federal Aid Secondary Program				
Federal Aid Secondary Preservation in Clarendon County - S- 345				
Preservation				
	2019-03-13	Payment to Road & Bridge Contractors	SLURRY PAVERS INC	12,409.67
	2019-04-17	Payment to Road & Bridge Contractors	SLURRY PAVERS INC	83,792.85
	2019-05-07	Engineering & Architectural Services	F&ME CONSULTANTS INC	1,061.68
	2019-05-23	Payment to Road & Bridge Contractors	SLURRY PAVERS INC	25,579.80
	2019-05-28	Engineering & Architectural Services	F&ME CONSULTANTS INC	424.86
	2019-06-26	Payment to Road & Bridge Contractors	SLURRY PAVERS INC	5,934.30
	2019-06-30	Payment to Road & Bridge Contractors	SLURRY PAVERS INC	15,200.95
P037049 Total				144,404.11
P036910				
2018 Non- NHS Primary Program				
Rehab in Clarendon County - US 15				
Rehabilitation				
	2019-03-19	Engineering & Architectural Services	CIVIL ENGINEERING CONSULTING SERVIC	1,625.22
	2019-03-25	Payment to Road & Bridge Contractors	EUROVIA ATLANTIC COAST LLC	224,531.41
	2019-04-08	Engineering & Architectural Services	F&ME CONSULTANTS INC	763.19
	2019-05-31	Payment to Road & Bridge Contractors	EUROVIA ATLANTIC COAST LLC	43,490.70
	2019-06-25	Payment to Road & Bridge Contractors	EUROVIA ATLANTIC COAST LLC	14,365.70
	2019-10-02	Payment to Road & Bridge Contractors	EUROVIA ATLANTIC COAST LLC	7,182.85
	2019-10-25	Payment to Road & Bridge Contractors	EUROVIA ATLANTIC COAST LLC	7,182.85
P036910 Total				299,141.92

New Gas Tax Trust Fund Check Register

Vendor & Contractor Payments through October 31, 2019

County & Project Description	Posting Date	Expense Description	Vendor	Amount
P038013				
2019 Non-NHS Primary Preservation Program				
SCDOT Preservation in Clarendon County - US 521				
Preservation				
	2019-05-21	Highway Maintenance Contracts	STRAWSER CONSTRUCTION INC	41,283.50
	2019-06-14	Payment to Road & Bridge Contractors	STRAWSER CONSTRUCTION INC	358,490.13
	2019-06-21	Engineering & Architectural Services	F&ME CONSULTANTS INC	302.78
	2019-07-18	Payment to Road & Bridge Contractors	STRAWSER CONSTRUCTION INC	400.00
P038013 Total				400,476.41
P037327				
2019 Non-Interstate NHS Primary Preservation Program				
SCDOT Preservation in Clarendon County - US 378				
Preservation				
	2019-05-21	Payment to Road & Bridge Contractors	STRAWSER CONSTRUCTION INC	26,430.33
	2019-06-14	Payment to Road & Bridge Contractors	STRAWSER CONSTRUCTION INC	234,026.58
P037327 Total				260,456.91
P037330				
2019 FA Secondary Pavement Improvement Program				
Rehabilitation in Clarendon County - S- 62				
Rehabilitation				
	2019-08-14	Payment to Road & Bridge Contractors	CR JACKSON INC	668,344.74
	2019-08-21	Engineering & Architectural Services	CIVIL ENGINEERING CONSULTING SERVIC	1,436.65
	2019-08-26	Engineering & Architectural Services	F&ME CONSULTANTS INC	1,217.42
	2019-09-18	Payment to Road & Bridge Contractors	CR JACKSON INC	17,343.67
	2019-10-16	Payment to Road & Bridge Contractors	CR JACKSON INC	11,764.00
P037330 Total				700,106.48
P037868				
2019 FA Secondary Preservation Program				
SCDOT Preservation in Clarendon County - S- 25, S- 62				
Preservation				
	2019-08-21	Engineering & Architectural Services	CIVIL ENGINEERING CONSULTING SERVIC	126.23
	2019-09-05	Payment to Road & Bridge Contractors	CR JACKSON INC	125,171.46
P037868 Total				125,297.69
P037331				
2019 Non-FA Secondary Pavement Improvement Program				
Rehabilitation in Clarendon County - S- 132				
Rehabilitation				
	2019-08-14	Highway Maintenance Contracts	CR JACKSON INC	132,048.54
	2019-08-21	Engineering & Architectural Services	CIVIL ENGINEERING CONSULTING SERVIC	170.41
	2019-09-16	Engineering & Architectural Services	CIVIL ENGINEERING CONSULTING SERVIC	236.68
	2019-09-18	Highway Maintenance Contracts	CR JACKSON INC	57,909.87
	2019-09-25	Engineering & Architectural Services	F&ME CONSULTANTS INC	185.18
	2019-10-16	Highway Maintenance Contracts	CR JACKSON INC	1,095.68
P037331 Total				191,646.36

New Gas Tax Trust Fund Check Register

Vendor & Contractor Payments through October 31, 2019

County & Project Description	Posting Date	Expense Description	Vendor	Amount
P037329				
2019 Non-NHS Primary Pavement Improvement Program				
Rehabilitation in Clarendon County - US 15				
Rehabilitation				
	2019-09-16	Engineering & Architectural Services	CIVIL ENGINEERING CONSULTING SERVIC	946.73
	2019-09-18	Payment to Road & Bridge Contractors	CR JACKSON INC	527,455.64
	2019-09-25	Engineering & Architectural Services	F&ME CONSULTANTS INC	699.57
	2019-10-16	Payment to Road & Bridge Contractors	CR JACKSON INC	328,529.27
	2019-10-21	Engineering & Architectural Services	CIVIL ENGINEERING CONSULTING SERVIC	2,351.81
P037329 Total				859,983.02
Clarendon Total				4,565,558.71

New Gas Tax Trust Fund Check Register

Vendor & Contractor Payments through October 31, 2019

County & Project Description	Posting Date	Expense Description	Vendor	Amount
Colleton				
P037079				
SC 64 Safety Improvements in Colleton County				
Safety Improvements from near S-598 (Henry St.) to US 17 (Ace Basin Pkwy.) - SC 64				
Safety Improvement				
	2018-05-14	Printing, Binding, Advertising	WALTERBORO NEWSPAPERS INC	20.25
	2018-07-16	Engineering & Architectural Services	QUANTUM SPATIAL INC	32,739.15
	2018-08-22	Engineering & Architectural Services	QUANTUM SPATIAL INC	20,593.46
	2018-11-07	Engineering & Architectural Services	QUANTUM SPATIAL INC	6,455.20
P037079 Total				59,808.06
P037081				
SC 303 Safety Improvements in Colleton County				
Safety Improvements from US 17 (Ace Basin Pkwy.) to near S-59 (Rivers St.) - SC 303				
Safety Improvement				
	2018-06-06	Engineering & Architectural Services	MA ENGINEERING CONSULTANTS INC	18,380.63
	2018-06-30	Engineering & Architectural Services	MA ENGINEERING CONSULTANTS INC	7,920.47
	2018-07-26	Engineering & Architectural Services	MA ENGINEERING CONSULTANTS INC	11,950.56
	2018-08-29	Engineering & Architectural Services	MA ENGINEERING CONSULTANTS INC	(11,950.56)
	2018-10-04	Engineering & Architectural Services	MA ENGINEERING CONSULTANTS INC	22,589.17
	2018-10-18	Engineering & Architectural Services	MA ENGINEERING CONSULTANTS INC	23,488.03
	2018-11-15	Engineering & Architectural Services	MA ENGINEERING CONSULTANTS INC	8,364.10
	2018-12-12	Engineering & Architectural Services	MA ENGINEERING CONSULTANTS INC	11,144.01
	2019-01-14	Engineering & Architectural Services	MA ENGINEERING CONSULTANTS INC	16,024.01
	2019-02-11	Engineering & Architectural Services	MA ENGINEERING CONSULTANTS INC	8,567.39
	2019-04-12	Engineering & Architectural Services	MA ENGINEERING CONSULTANTS INC	10,000.00
P037081 Total				126,477.81
P037171				
2018 Non-NHS Primary Program				
Non-NHS Primary Preservation in Colleton County - SC 64 BUS, US 17 ALT				
Preservation				
	2018-11-21	Payment to Road & Bridge Contractors	SLURRY PAVERS INC	17,671.90
	2018-12-14	Payment to Road & Bridge Contractors	SLURRY PAVERS INC	4,268.48
	2019-02-08	Payment to Road & Bridge Contractors	SLURRY PAVERS INC	95,758.89
	2019-03-14	Payment to Road & Bridge Contractors	SLURRY PAVERS INC	47,549.10
	2019-04-19	Payment to Road & Bridge Contractors	SLURRY PAVERS INC	310,126.64
	2019-06-26	Payment to Road & Bridge Contractors	Pmt Rd & Brdg Contr	(65,832.39)
	2019-09-19	Payment to Road & Bridge Contractors	SLURRY PAVERS INC	30,853.32
P037171 Total				440,395.94
P037172				
2018 Federal Aid Secondary Program				
Federal Aid Secondary Preservation in Colleton County - S- 754				
Preservation				
	2018-11-21	Payment to Road & Bridge Contractors	SLURRY PAVERS INC	17,671.90
	2018-12-14	Payment to Road & Bridge Contractors	SLURRY PAVERS INC	1,381.65
	2019-02-08	Payment to Road & Bridge Contractors	SLURRY PAVERS INC	137,440.46
	2019-04-19	Payment to Road & Bridge Contractors	SLURRY PAVERS INC	5,335.38
	2019-06-26	Payment to Road & Bridge Contractors	SLURRY PAVERS INC	91,056.43
	2019-09-19	Payment to Road & Bridge Contractors	SLURRY PAVERS INC	13,908.25
P037172 Total				266,794.07

New Gas Tax Trust Fund Check Register

Vendor & Contractor Payments through October 31, 2019

County & Project Description	Posting Date	Expense Description	Vendor	Amount
P031748				
2017 Non-NHS Primary Program				
Non-NHS Primary Rehabilitation in Colleton County - SC 64				
Rehabilitation				
	2019-02-11	Payment to Road & Bridge Contractors	BANKS CONSTRUCTION CO	31,488.00
	2019-03-12	Payment to Road & Bridge Contractors	BANKS CONSTRUCTION CO	250,299.04
	2019-04-05	Engineering & Architectural Services	HDR ENGINEERING INC OF THE CAROLI	6,483.60
	2019-04-15	Payment to Road & Bridge Contractors	BANKS CONSTRUCTION CO	3,000.00
	2019-05-15	Payment to Road & Bridge Contractors	BANKS CONSTRUCTION CO	112,948.86
	2019-05-30	Engineering & Architectural Services	HDR ENGINEERING INC OF THE CAROLI	19,246.73
	2019-06-19	Payment to Road & Bridge Contractors	BANKS CONSTRUCTION CO	675,252.85
	2019-06-30	Engineering & Architectural Services	HDR ENGINEERING INC OF THE CAROLI	18,092.89
	2019-06-30	Payment to Road & Bridge Contractors	BANKS CONSTRUCTION CO	48,016.82
	2019-08-19	Payment to Road & Bridge Contractors	BANKS CONSTRUCTION CO	55,066.38
	2019-09-16	Payment to Road & Bridge Contractors	BANKS CONSTRUCTION CO	2,695.43
	2019-09-17	Engineering & Architectural Services	HDR CONSTRUCTION CONTROL CORP	7,422.76
	2019-10-11	Payment to Road & Bridge Contractors	BANKS CONSTRUCTION CO	20,025.02
P031748 Total				1,250,038.38
P031987				
2017 State \$40 Mill Primary Program				
Non-NHS Primary Rehabilitation in Colleton County - SC 303				
Rehabilitation				
	2019-02-11	Payment to Road & Bridge Contractors	BANKS CONSTRUCTION CO	30,774.00
	2019-03-12	Payment to Road & Bridge Contractors	BANKS CONSTRUCTION CO	186,956.84
	2019-04-15	Payment to Road & Bridge Contractors	BANKS CONSTRUCTION CO	3,000.00
	2019-06-19	Payment to Road & Bridge Contractors	BANKS CONSTRUCTION CO	595,691.83
	2019-06-30	Payment to Road & Bridge Contractors	BANKS CONSTRUCTION CO	7,484.14
	2019-08-19	Payment to Road & Bridge Contractors	BANKS CONSTRUCTION CO	60,150.69
	2019-09-16	Payment to Road & Bridge Contractors	BANKS CONSTRUCTION CO	1,288.16
	2019-10-11	Payment to Road & Bridge Contractors	BANKS CONSTRUCTION CO	15,045.24
P031987 Total				900,390.90
P032565				
2018 Non-NHS Primary Program				
Non-NHS Primary Rehabilitation in Colleton County - SC 64				
Rehabilitation				
	2019-02-11	Payment to Road & Bridge Contractors	BANKS CONSTRUCTION CO	34,913.00
	2019-03-12	Payment to Road & Bridge Contractors	BANKS CONSTRUCTION CO	88,786.97
	2019-04-15	Payment to Road & Bridge Contractors	BANKS CONSTRUCTION CO	388,103.88
	2019-05-15	Payment to Road & Bridge Contractors	BANKS CONSTRUCTION CO	23,740.68
	2019-06-19	Payment to Road & Bridge Contractors	BANKS CONSTRUCTION CO	329,543.60
	2019-06-30	Payment to Road & Bridge Contractors	BANKS CONSTRUCTION CO	8,151.95
	2019-08-19	Payment to Road & Bridge Contractors	BANKS CONSTRUCTION CO	129,040.06
	2019-10-11	Payment to Road & Bridge Contractors	BANKS CONSTRUCTION CO	18,709.32
P032565 Total				1,020,989.46

New Gas Tax Trust Fund Check Register

Vendor & Contractor Payments through October 31, 2019

County & Project Description	Posting Date	Expense Description	Vendor	Amount
P033688				
2018 Federal Aid Secondary Program				
Federal Aid Rehabilitation in Colleton County - S- 65				
Rehabilitation				
	2019-02-11	Payment to Road & Bridge Contractors	SANDERS BROTHERS CONST CO INC	24,999.99
	2019-03-12	Payment to Road & Bridge Contractors	SANDERS BROTHERS CONST CO INC	27,463.33
	2019-04-11	Payment to Road & Bridge Contractors	SANDERS BROTHERS CONST CO INC	651,723.44
	2019-05-08	Payment to Road & Bridge Contractors	SANDERS BROTHERS CONST CO INC	562,615.06
	2019-06-14	Payment to Road & Bridge Contractors	SANDERS BROTHERS CONST CO INC	4,393.50
	2019-06-30	Payment to Road & Bridge Contractors	Pmt Rd & Brdg Contr	(309,995.27)
	2019-09-11	Payment to Road & Bridge Contractors	SANDERS BROTHERS CONST CO INC	26,246.70
P033688 Total				987,446.75
P036895				
2018 Non-NHS Primary Program				
Non-NHS Primary Rehabilitation in Colleton County - SC 303				
Rehabilitation				
	2019-02-11	Payment to Road & Bridge Contractors	BANKS CONSTRUCTION CO	30,606.00
	2019-03-12	Payment to Road & Bridge Contractors	BANKS CONSTRUCTION CO	138,020.86
	2019-04-15	Payment to Road & Bridge Contractors	BANKS CONSTRUCTION CO	3,000.00
	2019-06-19	Payment to Road & Bridge Contractors	BANKS CONSTRUCTION CO	257,383.19
	2019-08-19	Payment to Road & Bridge Contractors	BANKS CONSTRUCTION CO	8,100.18
	2019-09-16	Payment to Road & Bridge Contractors	BANKS CONSTRUCTION CO	831.66
	2019-10-11	Payment to Road & Bridge Contractors	BANKS CONSTRUCTION CO	4,408.16
P036895 Total				442,350.05
P038362				
SC 61 Safety Improvements in Colleton County				
RRSP Safety Improvements from near L-1192 (Arrowhead Ln.) to Colleton/Dorchester County Line - SC 61				
Safety Improvement				
	2019-03-05	Printing, Binding, Advertising	THE COLLETONIAN	75.00
	2019-04-09	Printing, Binding, Advertising	WALTERBORO NEWSPAPERS INC	45.00
	2019-05-21	Engineering & Architectural Services	SPATIAL DATA CONSULTANTS INC	13,421.62
	2019-06-07	Engineering & Architectural Services	CALYX ENGINEERS AND CONSULTANTS INC	33,217.06
	2019-06-24	Engineering & Architectural Services	SPATIAL DATA CONSULTANTS INC	15,687.38
	2019-07-16	Engineering & Architectural Services	SPATIAL DATA CONSULTANTS INC	3,684.92
	2019-08-13	Engineering & Architectural Services	SPATIAL DATA CONSULTANTS INC	15,879.87
	2019-09-09	Engineering & Architectural Services	SPATIAL DATA CONSULTANTS INC	13,594.49
	2019-10-11	Engineering & Architectural Services	SPATIAL DATA CONSULTANTS INC	1,415.05
P038362 Total				97,020.39
P037861				
2019 Non-NHS Primary Preservation Program				
SCDOT Preservation in Colleton County - SC 63				
Preservation				
	2019-05-15	Payment to Road & Bridge Contractors	SANDERS BROTHERS CONST CO INC	15,219.00
	2019-06-19	Payment to Road & Bridge Contractors	SANDERS BROTHERS CONST CO INC	71,147.56
	2019-06-30	Payment to Road & Bridge Contractors	SANDERS BROTHERS CONST CO INC	28,481.35
	2019-09-16	Payment to Road & Bridge Contractors	SANDERS BROTHERS CONST CO INC	818,513.33
	2019-10-16	Payment to Road & Bridge Contractors	SANDERS BROTHERS CONST CO INC	171,775.13
	2019-10-21	Engineering & Architectural Services	HDR CONSTRUCTION CONTROL CORP	584.00
P037861 Total				1,105,720.37

New Gas Tax Trust Fund Check Register

Vendor & Contractor Payments through October 31, 2019

County & Project Description	Posting Date	Expense Description	Vendor	Amount
P037955				
2019 FA Secondary's Preservation Program - In- House Chip Seal				
SCDOT Preservation in Colleton County - S- 28				
Preservation				
	2019-09-25	Highway Maintenance Contracts	SEACO ASPHALT EMULSIONS	21,653.55
P037955 Total				21,653.55
P037390				
2019 Non-NHS Pavement Improvement Program				
Reconstruction/Rehabilitation in Colleton County - SC 303, SC 64				
Rehabilitation				
	2019-10-10	Payment to Road & Bridge Contractors	BANKS CONSTRUCTION CO	48,944.94
P037390 Total				48,944.94
P037472				
2019 FA Secondary Pavement Improvement Program				
Reconstruction/Rehabilitation in Colleton County - S- 41				
Rehabilitation				
	2019-10-10	Payment to Road & Bridge Contractors	BANKS CONSTRUCTION CO	47,960.54
P037472 Total				47,960.54
P037475				
2019 Non-FA Secondary Pavement Improvement Program				
Rehabilitation in Colleton County - S- 253, S- 263, S- 313, S- 371, S- 591, S- 670, S- 698, S- 78				
Rehabilitation				
	2019-10-10	Payment to Road & Bridge Contractors	BANKS CONSTRUCTION CO	18,171.04
P037475 Total				18,171.04
P029082				
S-15-74 over Buckhead Creek in Colleton County				
S-15-74 over Buckhead Creek in Colleton County - S- 74				
Bridge Replacement				
	2019-10-17	Engineering & Architectural Services	ECS SOUTHEAST LLP	34,690.37
P029082 Total				34,690.37
Colleton Total				6,868,852.62

New Gas Tax Trust Fund Check Register

Vendor & Contractor Payments through October 31, 2019

County & Project Description	Posting Date	Expense Description	Vendor	Amount
Darlington				
P032400				
Non-Interstate NHS Primary Pavement Improvement Program				
Federal Aid FHWA Preventative Maintenance in Darlington County - SC 34				
Rehabilitation				
	2018-06-30	Payment to Road & Bridge Contractors	CR JACKSON INC	28,489.50
	2018-08-09	Payment to Road & Bridge Contractors	CR JACKSON INC	22,530.50
	2018-10-12	Payment to Road & Bridge Contractors	CR JACKSON INC	441,519.05
	2018-11-15	Payment to Road & Bridge Contractors	CR JACKSON INC	598,608.58
	2018-12-12	Payment to Road & Bridge Contractors	CR JACKSON INC	29,389.71
	2018-12-19	Engineering & Architectural Services	MEAD & HUNT INC	1,136.75
	2019-01-16	Payment to Road & Bridge Contractors	CR JACKSON INC	6,861.45
	2019-01-23	Engineering & Architectural Services	RS&H, INC.	14,796.92
	2019-02-20	Payment to Road & Bridge Contractors	CR JACKSON INC	18,757.74
	2019-03-15	Payment to Road & Bridge Contractors	CR JACKSON INC	9,608.84
	2019-03-22	Engineering & Architectural Services	RS&H, INC.	659.36
	2019-04-11	Engineering & Architectural Services	MEAD & HUNT INC	677.20
	2019-05-29	Engineering & Architectural Services	RS&H, INC.	336.66
	2019-06-19	Payment to Road & Bridge Contractors	Pmt Rd & Brdg Contr	(813.56)
P032400 Total				1,172,558.70
P033579				
FA Secondary Pavement Improvement Program				
Federal Aid FHWA Preventative Maintenance in Darlington County - S- 23				
Rehabilitation				
	2018-06-30	Payment to Road & Bridge Contractors	CR JACKSON INC	152,339.64
	2018-08-09	Payment to Road & Bridge Contractors	CR JACKSON INC	711,497.70
	2018-09-07	Engineering & Architectural Services	RS&H, INC.	5,418.50
	2018-09-18	Engineering & Architectural Services	RS&H, INC.	10,739.77
	2018-09-20	Payment to Road & Bridge Contractors	CR JACKSON INC	100,279.22
	2018-10-12	Payment to Road & Bridge Contractors	CR JACKSON INC	1,937.50
	2018-12-12	Payment to Road & Bridge Contractors	CR JACKSON INC	1,937.50
	2019-01-10	Engineering & Architectural Services	RS&H, INC.	3,629.74
	2019-01-16	Payment to Road & Bridge Contractors	CR JACKSON INC	31,405.99
	2019-04-11	Engineering & Architectural Services	MEAD & HUNT INC	157.20
	2019-06-19	Payment to Road & Bridge Contractors	CR JACKSON INC	7,908.54
P033579 Total				1,027,251.30
P033622				
2018 Non-Interstate NHS Primary Program				
Non-Interstate NHS Primary Preservation in Darlington County - US 52				
Preservation				
	2019-02-20	Payment to Road & Bridge Contractors	PALMETTO CORP	27,898.01
	2019-03-19	Payment to Road & Bridge Contractors	PALMETTO CORP	14,633.34
	2019-04-11	Engineering & Architectural Services	MEAD & HUNT INC	65.00
	2019-06-26	Payment to Road & Bridge Contractors	PALMETTO CORP	166,674.45
	2019-07-16	Payment to Road & Bridge Contractors	PALMETTO CORP	10,818.47
	2019-08-15	Engineering & Architectural Services	RS&H, INC.	538.29
	2019-08-16	Payment to Road & Bridge Contractors	PALMETTO CORP	8,084.47
	2019-08-28	Engineering & Architectural Services	MEAD & HUNT INC	863.60
	2019-09-11	Engineering & Architectural Services	RS&H, INC.	1,445.16
P033622 Total				231,020.79

New Gas Tax Trust Fund Check Register

Vendor & Contractor Payments through October 31, 2019

County & Project Description	Posting Date	Expense Description	Vendor	Amount
P033630				
2018 Non-NHS Primary Program				
Non-NHS Primary Preservation in Darlington County - US 15 BUS				
Preservation				
	2018-11-26	Engineering & Architectural Services	MEAD & HUNT INC	405.06
	2019-02-19	Engineering & Architectural Services	MEAD & HUNT INC	1,062.11
	2019-02-20	Payment to Road & Bridge Contractors	PALMETTO CORP	29,704.00
	2019-03-19	Payment to Road & Bridge Contractors	PALMETTO CORP	14,633.33
	2019-04-11	Engineering & Architectural Services	MEAD & HUNT INC	65.00
	2019-06-24	Engineering & Architectural Services	MEAD & HUNT INC	1,724.20
	2019-06-26	Payment to Road & Bridge Contractors	PALMETTO CORP	82,744.60
	2019-07-15	Engineering & Architectural Services	RS&H, INC.	13,542.76
	2019-07-16	Payment to Road & Bridge Contractors	PALMETTO CORP	519,636.18
	2019-08-15	Engineering & Architectural Services	RS&H, INC.	14,334.70
	2019-08-16	Payment to Road & Bridge Contractors	PALMETTO CORP	35,860.91
	2019-09-11	Engineering & Architectural Services	RS&H, INC.	7,942.11
	2019-10-21	Engineering & Architectural Services	RS&H, INC.	1,012.72
P033630 Total				722,667.68
P037537				
2019 Non-Interstate NHS Pavement Improvement Program				
Reconstruction/Rehabilitation in Darlington County - SC 34				
Rehabilitation				
	2019-02-19	Engineering & Architectural Services	MEAD & HUNT INC	1,483.73
	2019-05-29	Engineering & Architectural Services	RS&H, INC.	589.34
	2019-06-19	Payment to Road & Bridge Contractors	CR JACKSON INC	38,492.62
	2019-06-30	Payment to Road & Bridge Contractors	CR JACKSON INC	27,071.42
	2019-07-15	Engineering & Architectural Services	MEAD & HUNT INC	4,457.69
	2019-08-28	Engineering & Architectural Services	MEAD & HUNT INC	8,922.67
	2019-09-19	Payment to Road & Bridge Contractors	CR JACKSON INC	6,780.35
	2019-10-17	Payment to Road & Bridge Contractors	CR JACKSON INC	8,142.85
P037537 Total				95,940.67
P033638				
2018 Federal Aid Secondary Program				
Federal Aid Secondary Preservation in Darlington County - S- 102, S- 13, S- 16, S- 35, S- 54, S- 65				
Preservation				
	2019-02-20	Payment to Road & Bridge Contractors	PALMETTO CORP	28,401.99
	2019-03-19	Payment to Road & Bridge Contractors	PALMETTO CORP	14,633.33
	2019-04-11	Engineering & Architectural Services	MEAD & HUNT INC	65.00
	2019-05-15	Payment to Road & Bridge Contractors	PALMETTO CORP	300,499.53
	2019-06-26	Payment to Road & Bridge Contractors	PALMETTO CORP	4,633.33
	2019-07-15	Engineering & Architectural Services	RS&H, INC.	11,021.20
	2019-07-16	Payment to Road & Bridge Contractors	PALMETTO CORP	22,016.65
	2019-08-16	Payment to Road & Bridge Contractors	PALMETTO CORP	9,267.06
	2019-08-28	Engineering & Architectural Services	MEAD & HUNT INC	572.90
	2019-09-19	Engineering & Architectural Services	MEAD & HUNT INC	959.60
P033638 Total				392,070.59

New Gas Tax Trust Fund Check Register

Vendor & Contractor Payments through October 31, 2019

County & Project Description	Posting Date	Expense Description	Vendor	Amount
P037538				
2019 Non-NHS Primary Pavement Improvement Program				
Reconstruction/Rehabilitation in Darlington County - US 401				
Rehabilitation				
	2019-05-29	Engineering & Architectural Services	RS&H, INC.	589.34
	2019-06-19	Payment to Road & Bridge Contractors	CR JACKSON INC	39,360.35
	2019-06-30	Payment to Road & Bridge Contractors	CR JACKSON INC	27,071.44
	2019-09-19	Payment to Road & Bridge Contractors	CR JACKSON INC	104,664.74
	2019-10-17	Payment to Road & Bridge Contractors	CR JACKSON INC	772,031.95
P037538 Total				943,717.82
P037539				
2019 FA Secondary Pavement Improvement Program				
Reconstruction/Rehabilitation in Darlington County - S- 10				
Rehabilitation				
	2019-05-29	Engineering & Architectural Services	RS&H, INC.	3,605.35
	2019-06-19	Payment to Road & Bridge Contractors	CR JACKSON INC	73,361.89
	2019-06-30	Payment to Road & Bridge Contractors	CR JACKSON INC	180,384.01
	2019-08-08	Payment to Road & Bridge Contractors	CR JACKSON INC	95,342.59
	2019-09-11	Engineering & Architectural Services	RS&H, INC.	1,395.22
	2019-09-19	Payment to Road & Bridge Contractors	CR JACKSON INC	71,898.26
	2019-10-17	Payment to Road & Bridge Contractors	CR JACKSON INC	8,142.86
	2019-10-21	Engineering & Architectural Services	RS&H, INC.	6,622.74
P037539 Total				440,752.92
P037540				
2019 Non-FA Secondary Pavement Improvement Program				
Reconstruction/Rehabilitation in Darlington County - S- 39, S- 824				
Reconstruction				
	2019-06-19	Highway Maintenance Contracts	CR JACKSON INC	11,756.92
	2019-06-30	Highway Maintenance Contracts	CR JACKSON INC	8,121.43
	2019-09-19	Highway Maintenance Contracts	CR JACKSON INC	2,442.86
	2019-10-17	Highway Maintenance Contracts	CR JACKSON INC	210,947.81
P037540 Total				233,269.02
P037915				
2019 Non-Interstate NHS Preservation Program				
SCDOT Preservation in Darlington County - US 52				
Preservation				
	2019-09-19	Engineering & Architectural Services	MEAD & HUNT INC	172.27
	2019-09-19	Payment to Road & Bridge Contractors	PALMETTO CORP	30,398.16
	2019-10-21	Engineering & Architectural Services	RS&H, INC.	630.29
P037915 Total				31,200.72
P037916				
2019 Non-NHS Primary Preservation Program				
SCDOT Preservation in Darlington County - SC 403				
Preservation				
	2019-09-19	Payment to Road & Bridge Contractors	PALMETTO CORP	291,037.58
	2019-10-21	Engineering & Architectural Services	RS&H, INC.	2,772.61
	2019-10-30	Engineering & Architectural Services	MEAD & HUNT INC	1,966.25
P037916 Total				295,776.44

New Gas Tax Trust Fund Check Register

Vendor & Contractor Payments through October 31, 2019

County & Project Description	Posting Date	Expense Description	Vendor	Amount
P037917				
2019 Federal Aid Secondary Preservation Program				
SCDOT Preservation in Darlington County - S- 41				
Preservation				
	2019-09-19	Engineering & Architectural Services	MEAD & HUNT INC	224.82
	2019-09-19	Payment to Road & Bridge Contractors	PALMETTO CORP	257,075.81
	2019-10-30	Engineering & Architectural Services	MEAD & HUNT INC	2,372.20
P037917 Total				259,672.83
Darlington Total				5,845,899.48

New Gas Tax Trust Fund Check Register

Vendor & Contractor Payments through October 31, 2019

County & Project Description	Posting Date	Expense Description	Vendor	Amount
Dillon				
P032401				
Non-Interstate NHS Primary Pavement Program				
Federal Aid FHWA Preventative Maintenance in Dillon County - SC 38				
Rehabilitation				
	2018-09-26	Payment to Road & Bridge Contractors	PALMETTO CORP	77,350.00
	2018-10-23	Payment to Road & Bridge Contractors	PALMETTO CORP	341,583.44
	2018-11-19	Payment to Road & Bridge Contractors	PALMETTO CORP	745,281.45
	2018-12-12	Payment to Road & Bridge Contractors	PALMETTO CORP	733.70
	2019-01-17	Payment to Road & Bridge Contractors	PALMETTO CORP	14,138.03
	2019-02-20	Payment to Road & Bridge Contractors	PALMETTO CORP	5,864.50
	2019-05-17	Payment to Road & Bridge Contractors	PALMETTO CORP	9,380.00
	2019-09-18	Payment to Road & Bridge Contractors	PALMETTO CORP	910.64
P032401 Total				1,195,241.76
P033623				
2018 Non-Interstate NHS Preservation Program				
Preservation in Dillon County - SC 38				
Preservation				
	2018-09-18	Payment to Road & Bridge Contractors	CR JACKSON INC	41,658.37
	2018-10-23	Payment to Road & Bridge Contractors	CR JACKSON INC	10,800.00
	2018-11-14	Payment to Road & Bridge Contractors	CR JACKSON INC	304,810.78
	2018-12-14	Payment to Road & Bridge Contractors	CR JACKSON INC	16,929.05
	2018-12-19	Engineering & Architectural Services	MEAD & HUNT INC	5,103.47
	2019-02-13	Payment to Road & Bridge Contractors	CR JACKSON INC	412.80
	2019-04-11	Engineering & Architectural Services	MEAD & HUNT INC	1,108.00
	2019-06-30	Payment to Road & Bridge Contractors	REFUND PYR EXP	(1,973.13)
P033623 Total				378,849.34
P033631				
2018 Non-NHS Primary Preservation Program				
Preservation in Dillon County - SC 41				
Preservation				
	2018-09-18	Payment to Road & Bridge Contractors	CR JACKSON INC	188,322.95
	2018-10-23	Payment to Road & Bridge Contractors	CR JACKSON INC	285,472.50
	2018-11-07	Engineering & Architectural Services	MEAD & HUNT INC	1,824.42
	2018-11-14	Payment to Road & Bridge Contractors	CR JACKSON INC	23,057.07
	2018-11-26	Engineering & Architectural Services	MEAD & HUNT INC	12,639.26
	2018-12-14	Payment to Road & Bridge Contractors	CR JACKSON INC	20,558.23
	2018-12-19	Engineering & Architectural Services	MEAD & HUNT INC	4,336.36
	2019-01-23	Engineering & Architectural Services	MEAD & HUNT INC	1,012.12
	2019-02-13	Payment to Road & Bridge Contractors	CR JACKSON INC	506.00
	2019-02-19	Engineering & Architectural Services	MEAD & HUNT INC	1,332.24
	2019-06-30	Payment to Road & Bridge Contractors	REFUND PYR EXP	(4,029.63)
P033631 Total				535,031.52
P033580				
FA Secondary Pavement Program				
Federal Aid FHWA Preventative Maintenance in Dillon County - S- 130, S- 39, S- 78				
Rehabilitation				
	2018-09-26	Payment to Road & Bridge Contractors	PALMETTO CORP	600,638.45
	2018-10-23	Payment to Road & Bridge Contractors	PALMETTO CORP	55,776.32
	2018-11-19	Payment to Road & Bridge Contractors	PALMETTO CORP	30,616.34
	2018-12-12	Payment to Road & Bridge Contractors	PALMETTO CORP	2,158.15
	2019-01-17	Payment to Road & Bridge Contractors	PALMETTO CORP	20,234.75
	2019-02-05	Engineering & Architectural Services	RS&H, INC.	1,479.58

New Gas Tax Trust Fund Check Register

Vendor & Contractor Payments through October 31, 2019

County & Project Description	Posting Date	Expense Description	Vendor	Amount
Rehabilitation	2019-02-20	Payment to Road & Bridge Contractors	PALMETTO CORP	150.00
	2019-03-15	Payment to Road & Bridge Contractors	PALMETTO CORP	450.00
	2019-03-22	Engineering & Architectural Services	RS&H, INC.	288.56
	2019-05-17	Payment to Road & Bridge Contractors	PALMETTO CORP	1,796.70
P033580 Total				713,588.85
P033639				
2018 Federal Aid Secondary Preservation Program				
Preservation in Dillon County - S- 48				
Preservation				
	2018-09-18	Payment to Road & Bridge Contractors	CR JACKSON INC	186,478.71
	2018-10-23	Payment to Road & Bridge Contractors	CR JACKSON INC	15,128.31
	2018-11-07	Engineering & Architectural Services	MEAD & HUNT INC	3,509.32
	2018-11-14	Payment to Road & Bridge Contractors	CR JACKSON INC	7,058.67
	2018-12-14	Payment to Road & Bridge Contractors	CR JACKSON INC	13,732.50
	2019-02-13	Payment to Road & Bridge Contractors	CR JACKSON INC	172.50
	2019-06-30	Payment to Road & Bridge Contractors	REFUND PYR EXP	(2,079.03)
P033639 Total				224,000.98
P037541				
2019 Non-NHS Primary				
Reconstruction/Rehabilitation in Dillon County - SC 38				
Reconstruction				
	2019-02-19	Engineering & Architectural Services	MEAD & HUNT INC	1,926.34
	2019-05-23	Payment to Road & Bridge Contractors	CR JACKSON INC	17,137.17
	2019-06-18	Payment to Road & Bridge Contractors	CR JACKSON INC	10,928.57
	2019-07-16	Payment to Road & Bridge Contractors	CR JACKSON INC	1,142.86
	2019-08-19	Payment to Road & Bridge Contractors	CR JACKSON INC	905,069.63
	2019-09-17	Payment to Road & Bridge Contractors	CR JACKSON INC	10,013.44
	2019-10-10	Payment to Road & Bridge Contractors	CR JACKSON INC	5,964.38
	2019-10-31	Contractual Agreements with Gov't/Non-Profit Entity	DEPT OF PUBLIC SAFETY	1,228.96
P037541 Total				953,411.35
P037543				
2019 Non-FA Secondary Pavement Improvement Program				
Reconstruction/Rehabilitation in Dillon County - S- 481, S- 482				
Reconstruction				
	2019-05-23	Highway Maintenance Contracts	CR JACKSON INC	5,303.14
	2019-06-18	Highway Maintenance Contracts	CR JACKSON INC	23,457.81
	2019-07-16	Highway Maintenance Contracts	CR JACKSON INC	176,154.02
	2019-08-19	Highway Maintenance Contracts	CR JACKSON INC	1,045.71
	2019-09-17	Highway Maintenance Contracts	CR JACKSON INC	313.66
	2019-10-10	Highway Maintenance Contracts	CR JACKSON INC	264.00
P037543 Total				206,538.34

New Gas Tax Trust Fund Check Register

Vendor & Contractor Payments through October 31, 2019

County & Project Description	Posting Date	Expense Description	Vendor	Amount
P037542				
2019 FA Secondary Pavement Improvement Program				
Reconstruction/Rehabilitation in Dillon County - S- 23				
Reconstruction				
	2019-05-23	Payment to Road & Bridge Contractors	CR JACKSON INC	17,242.14
	2019-06-18	Payment to Road & Bridge Contractors	CR JACKSON INC	10,928.57
	2019-07-16	Payment to Road & Bridge Contractors	CR JACKSON INC	429,642.92
	2019-08-19	Payment to Road & Bridge Contractors	CR JACKSON INC	51,839.21
	2019-09-17	Payment to Road & Bridge Contractors	CR JACKSON INC	6,118.24
	2019-09-19	Engineering & Architectural Services	MEAD & HUNT INC	1,534.30
	2019-10-10	Payment to Road & Bridge Contractors	CR JACKSON INC	449.06
P037542 Total				517,754.44
P037922				
2019 Non-FA Secondary Preservation Program				
SCDOT Preservation in Dillon County - S- 45, S- 499				
Preservation				
	2019-07-16	Highway Maintenance Contracts	SOUTHERN ASPHALT INC	33,446.19
	2019-08-19	Highway Maintenance Contracts	SOUTHERN ASPHALT INC	116,776.46
	2019-09-17	Payment to Road & Bridge Contractors	SOUTHERN ASPHALT INC	2,653.16
	2019-10-07	Highway Maintenance Contracts	SOUTHERN ASPHALT INC	6,894.48
P037922 Total				159,770.29
P037919				
2019 Non-Interstate NHS Preservation Program				
SCDOT Preservation in Dillon County - US 301				
Preservation				
	2019-07-16	Payment to Road & Bridge Contractors	SOUTHERN ASPHALT INC	14,462.63
	2019-08-19	Payment to Road & Bridge Contractors	SOUTHERN ASPHALT INC	128,504.58
	2019-09-17	Payment to Road & Bridge Contractors	SOUTHERN ASPHALT INC	14,453.26
	2019-10-07	Payment to Road & Bridge Contractors	SOUTHERN ASPHALT INC	9,352.90
	2019-10-30	Engineering & Architectural Services	MEAD & HUNT INC	831.08
P037919 Total				167,604.45
P037920				
2019 Non-NHS Primary Preservation Program				
SCDOT Preservation in Dillon County - SC 57				
Preservation				
	2019-07-16	Payment to Road & Bridge Contractors	SOUTHERN ASPHALT INC	14,462.61
	2019-08-19	Payment to Road & Bridge Contractors	SOUTHERN ASPHALT INC	140,899.85
	2019-09-17	Payment to Road & Bridge Contractors	SOUTHERN ASPHALT INC	41,388.70
	2019-10-07	Payment to Road & Bridge Contractors	SOUTHERN ASPHALT INC	5,950.73
	2019-10-30	Engineering & Architectural Services	MEAD & HUNT INC	1,343.08
P037920 Total				204,044.97

New Gas Tax Trust Fund Check Register

Vendor & Contractor Payments through October 31, 2019

County & Project Description	Posting Date	Expense Description	Vendor	Amount
P037921				
2019 FA Secondary Preservation Program				
SCDOT Preservation in Dillon County - S- 674				
Preservation				
	2019-07-16	Payment to Road & Bridge Contractors	SOUTHERN ASPHALT INC	14,348.85
	2019-08-19	Payment to Road & Bridge Contractors	SOUTHERN ASPHALT INC	80,358.08
	2019-09-17	Payment to Road & Bridge Contractors	SOUTHERN ASPHALT INC	23,591.97
	2019-10-07	Payment to Road & Bridge Contractors	SOUTHERN ASPHALT INC	6,754.88
	2019-10-30	Engineering & Architectural Services	MEAD & HUNT INC	2,215.72
P037921 Total				127,269.50
Dillon Total				5,383,105.79

New Gas Tax Trust Fund Check Register

Vendor & Contractor Payments through October 31, 2019

County & Project Description	Posting Date	Expense Description	Vendor	Amount
Dorchester				
P032301				
2018 Non-Federal Aid Program				
Non-Federal Aid Resurfacing in Dorchester County - S- 155, S- 186, S- 188, S- 197, S- 208, S- 357				
Rehabilitation				
	2018-06-26	Payment to Road & Bridge Contractors	SANDERS BROTHERS CONST CO INC	349,516.49
	2018-06-30	Payment to Road & Bridge Contractors	SANDERS BROTHERS CONST CO INC	526,492.41
	2018-08-17	Payment to Road & Bridge Contractors	SANDERS BROTHERS CONST CO INC	193,209.35
	2018-09-24	Payment to Road & Bridge Contractors	SANDERS BROTHERS CONST CO INC	41,091.78
	2018-10-18	Engineering & Architectural Services	F&ME CONSULTANTS INC	1,540.74
	2018-12-19	Payment to Road & Bridge Contractors	SANDERS BROTHERS CONST CO INC	20,863.60
	2019-05-15	Payment to Road & Bridge Contractors	SANDERS BROTHERS CONST CO INC	23,260.58
	2019-06-14	Payment to Road & Bridge Contractors	SANDERS BROTHERS CONST CO INC	1,210.12
P032301 Total				1,157,185.07
P037073				
US 17 Alt Safety Improvements in Dorchester County				
Safety Improvements from Colleton/Dorchester County Line to near L-163 (Summers Dr.) - US 17 ALT				
Safety Improvement				
	2018-06-06	Engineering & Architectural Services	MA ENGINEERING CONSULTANTS INC	14,296.04
	2018-06-30	Engineering & Architectural Services	MA ENGINEERING CONSULTANTS INC	6,160.37
	2018-07-26	Engineering & Architectural Services	MA ENGINEERING CONSULTANTS INC	9,294.88
	2018-08-29	Engineering & Architectural Services	MA ENGINEERING CONSULTANTS INC	(9,294.88)
	2018-10-04	Engineering & Architectural Services	MA ENGINEERING CONSULTANTS INC	17,569.36
	2018-10-18	Engineering & Architectural Services	MA ENGINEERING CONSULTANTS INC	18,268.48
	2018-11-15	Engineering & Architectural Services	MA ENGINEERING CONSULTANTS INC	6,505.41
	2018-12-12	Engineering & Architectural Services	MA ENGINEERING CONSULTANTS INC	8,667.56
	2019-01-14	Engineering & Architectural Services	MA ENGINEERING CONSULTANTS INC	12,463.12
	2019-02-11	Engineering & Architectural Services	MA ENGINEERING CONSULTANTS INC	6,663.53
	2019-02-21	Engineering & Architectural Services	RAMEY KEMP & ASSOCIATES INC	3,104.57
	2019-04-12	Engineering & Architectural Services	MA ENGINEERING CONSULTANTS INC	10,000.00
	2019-04-26	Engineering & Architectural Services	RAMEY KEMP & ASSOCIATES INC	12,081.64
	2019-05-09	Engineering & Architectural Services	RAMEY KEMP & ASSOCIATES INC	14,998.22
	2019-05-23	Engineering & Architectural Services	RAMEY KEMP & ASSOCIATES INC	24,262.77
	2019-07-25	Engineering & Architectural Services	RAMEY KEMP & ASSOCIATES INC	17,113.66
	2019-07-31	Engineering & Architectural Services	RAMEY KEMP & ASSOCIATES INC	41,192.53
	2019-08-30	Engineering & Architectural Services	RAMEY KEMP & ASSOCIATES INC	4,645.46
	2019-10-11	Engineering & Architectural Services	RAMEY KEMP & ASSOCIATES INC	7,105.58
P037073 Total				225,098.30

New Gas Tax Trust Fund Check Register

Vendor & Contractor Payments through October 31, 2019

County & Project Description	Posting Date	Expense Description	Vendor	Amount
P037139				
2018 Non-Interstate NHS Primary Program				
Non-Interstate NHS Federal Aid Preservation in Dorchester County - US 17 ALT, US 78				
Preservation				
	2018-11-21	Payment to Road & Bridge Contractors	SLURRY PAVERS INC	81,893.88
	2018-12-14	Payment to Road & Bridge Contractors	SLURRY PAVERS INC	244.00
	2018-12-17	Engineering & Architectural Services	HDR ENGINEERING INC OF THE CAROLI	1,282.18
	2019-01-15	Engineering & Architectural Services	HDR ENGINEERING INC OF THE CAROLI	5,095.20
	2019-02-08	Payment to Road & Bridge Contractors	SLURRY PAVERS INC	13,090.80
	2019-03-14	Payment to Road & Bridge Contractors	SLURRY PAVERS INC	28,646.40
	2019-04-19	Payment to Road & Bridge Contractors	SLURRY PAVERS INC	29,553.74
	2019-05-30	Engineering & Architectural Services	HDR ENGINEERING INC OF THE CAROLI	14,268.55
	2019-06-26	Payment to Road & Bridge Contractors	SLURRY PAVERS INC	104,416.59
	2019-06-30	Engineering & Architectural Services	HDR ENGINEERING INC OF THE CAROLI	8,258.58
	2019-06-30	Payment to Road & Bridge Contractors	SLURRY PAVERS INC	140,460.14
	2019-09-17	Engineering & Architectural Services	HDR CONSTRUCTION CONTROL CORP	4,227.12

New Gas Tax Trust Fund Check Register

Vendor & Contractor Payments through October 31, 2019

County & Project Description	Posting Date	Expense Description	Vendor	Amount
Preservation	2019-09-19	Payment to Road & Bridge Contractors	SLURRY PAVERS INC	39,730.47
	2019-10-21	Engineering & Architectural Services	HDR CONSTRUCTION CONTROL CORP	3,038.84
P037139 Total				474,206.49
P037140				
2018 Non-Interstate NHS Primary Program				
Non-Interstate NHS Primary Preservation in Dorchester County - US 178				
Preservation				
	2018-11-21	Payment to Road & Bridge Contractors	SLURRY PAVERS INC	19,331.10
	2019-02-08	Payment to Road & Bridge Contractors	SLURRY PAVERS INC	124,536.20
	2019-04-19	Payment to Road & Bridge Contractors	SLURRY PAVERS INC	162,730.28
	2019-06-26	Payment to Road & Bridge Contractors	SLURRY PAVERS INC	3,918.27
	2019-08-19	Payment to Road & Bridge Contractors	SLURRY PAVERS INC	15,986.88
	2019-09-19	Payment to Road & Bridge Contractors	SLURRY PAVERS INC	20,159.82
P037140 Total				346,662.55
P037141				
2018 Federal Aid Secondary Program				
Federal Aid Secondary Preservation in Dorchester County - S- 22				
Preservation				
	2018-11-21	Payment to Road & Bridge Contractors	SLURRY PAVERS INC	40,804.83
	2018-12-14	Payment to Road & Bridge Contractors	SLURRY PAVERS INC	244.00
	2019-02-08	Payment to Road & Bridge Contractors	SLURRY PAVERS INC	13,090.81
	2019-06-26	Payment to Road & Bridge Contractors	SLURRY PAVERS INC	3,918.27
	2019-06-30	Payment to Road & Bridge Contractors	SLURRY PAVERS INC	15,752.78
	2019-08-19	Payment to Road & Bridge Contractors	SLURRY PAVERS INC	1,926.99
	2019-09-19	Payment to Road & Bridge Contractors	SLURRY PAVERS INC	4,426.97
P037141 Total				80,164.65
P037455				
2019 Non- NHS Primary Pavement Improvement Program				
Rehabilitation/Reconstruction in Dorchester County - SC 27				
Reconstruction				
	2019-01-10	Payment to Railroad Company	NORFOLK SOUTHERN CORPORATION	1,342.25
	2019-06-30	Payment to Road & Bridge Contractors	BANKS CONSTRUCTION CO	28,631.90
	2019-08-13	Payment to Road & Bridge Contractors	BANKS CONSTRUCTION CO	299,615.40
	2019-08-22	Engineering & Architectural Services	MICHAEL BAKER INTERNATIONAL INC	5,159.23
	2019-09-12	Payment to Road & Bridge Contractors	BANKS CONSTRUCTION CO	365,956.85
	2019-10-22	Payment to Road & Bridge Contractors	BANKS CONSTRUCTION CO	5,677.85
	2019-10-31	Payment to Railroad Company	NORFOLK SOUTHERN RAILWAY COMPANY	65.70
P037455 Total				706,449.18

New Gas Tax Trust Fund Check Register

Vendor & Contractor Payments through October 31, 2019

County & Project Description	Posting Date	Expense Description	Vendor	Amount
P032526				
2018 Non-Interstate NHS Primary Program				
Non-Interstate NHS Primary Rehabilitation in Dorchester County - US 78				
Rehabilitation				
	2019-02-11	Payment to Road & Bridge Contractors	SANDERS BROTHERS CONST CO INC	27,250.01
	2019-03-12	Payment to Road & Bridge Contractors	SANDERS BROTHERS CONST CO INC	236,152.55
	2019-04-11	Payment to Road & Bridge Contractors	SANDERS BROTHERS CONST CO INC	5,000.00
	2019-05-08	Payment to Road & Bridge Contractors	SANDERS BROTHERS CONST CO INC	328,785.86
	2019-05-30	Engineering & Architectural Services	HDR ENGINEERING INC OF THE CAROLI	545.02
	2019-06-14	Payment to Road & Bridge Contractors	SANDERS BROTHERS CONST CO INC	249,628.43
	2019-06-30	Engineering & Architectural Services	HDR ENGINEERING INC OF THE CAROLI	962.01
	2019-06-30	Payment to Road & Bridge Contractors	Pmt Rd & Brdg Contr	77,185.43
	2019-09-11	Payment to Road & Bridge Contractors	SANDERS BROTHERS CONST CO INC	18,055.45
	2019-10-21	Engineering & Architectural Services	HDR CONSTRUCTION CONTROL CORP	1,551.59
P032526 Total				945,116.35
P033686				
2018 Federal Aid Secondary Program				
Federal Aid Secondary Rehabilitation in Dorchester County - S- 19				
Rehabilitation				
	2019-02-11	Payment to Road & Bridge Contractors	SANDERS BROTHERS CONST CO INC	61,367.91
	2019-03-12	Payment to Road & Bridge Contractors	SANDERS BROTHERS CONST CO INC	558,245.70
	2019-04-11	Payment to Road & Bridge Contractors	SANDERS BROTHERS CONST CO INC	11,240.00
	2019-05-08	Payment to Road & Bridge Contractors	SANDERS BROTHERS CONST CO INC	64,596.40
	2019-06-14	Payment to Road & Bridge Contractors	SANDERS BROTHERS CONST CO INC	6,015.25
	2019-06-30	Payment to Road & Bridge Contractors	Pmt Rd & Brdg Contr	26,603.02
	2019-09-11	Payment to Road & Bridge Contractors	SANDERS BROTHERS CONST CO INC	15,938.77
P033686 Total				744,007.05
P038356				
SC 61 Safety Improvements in Dorchester County				
Safety Improvements from Colleton County Line to US 17 - SC 61				
Safety Improvement				
	2019-02-11	Printing, Binding, Advertising	THE POST AND COURIER LLC	20.35
P038356 Total				20.35
P030036				
2017 Non-NHS Primary Program				
Non-NHS Primary Reconstruction in Dorchester County - SC 173				
Reconstruction				
	2019-03-08	Payment to Road & Bridge Contractors	SANDERS BROTHERS CONST CO INC	288,718.21
	2019-04-05	Engineering & Architectural Services	HDR ENGINEERING INC OF THE CAROLI	4,745.59
	2019-04-10	Payment to Road & Bridge Contractors	SANDERS BROTHERS CONST CO INC	553,113.62
	2019-05-08	Payment to Road & Bridge Contractors	SANDERS BROTHERS CONST CO INC	53,107.21
	2019-05-30	Engineering & Architectural Services	HDR ENGINEERING INC OF THE CAROLI	7,200.97
	2019-06-14	Payment to Road & Bridge Contractors	SANDERS BROTHERS CONST CO INC	15,176.96
	2019-06-30	Payment to Road & Bridge Contractors	SANDERS BROTHERS CONST CO INC	8,513.15
	2019-09-11	Payment to Road & Bridge Contractors	SANDERS BROTHERS CONST CO INC	8,962.61
P030036 Total				939,538.32

New Gas Tax Trust Fund Check Register

Vendor & Contractor Payments through October 31, 2019

County & Project Description	Posting Date	Expense Description	Vendor	Amount
P038365				
SC 165 Safety Improvements in Dorchester County				
RRSP Safety Improvements from near Charleston/Dorchester County Line to near SC 61 (Ashley River Rd.) - SC 165				
Safety Improvement				
	2019-03-11	Printing, Binding, Advertising	DORCHESTER EAGLE RECORD LLC	56.00
	2019-03-13	Printing, Binding, Advertising	THE POST AND COURIER	21.70
P038365 Total				77.70
P038363				
SC 61 Safety Improvements in Dorchester County				
RRSP Safety Improvements from near US 17 Alt to near SC 165 - SC 61				
Safety Improvement				
	2019-03-13	Printing, Binding, Advertising	THE POST AND COURIER	21.25
P038363 Total				21.25
P037862				
2019 Non-Interstate NHS Preservation Program				
SCDOT Preservation in Dorchester County - SC 642				
Preservation				
	2019-05-15	Payment to Road & Bridge Contractors	SANDERS BROTHERS CONST CO INC	14,463.00
	2019-06-19	Payment to Road & Bridge Contractors	SANDERS BROTHERS CONST CO INC	29,259.10
	2019-06-30	Payment to Road & Bridge Contractors	SANDERS BROTHERS CONST CO INC	297,756.78
	2019-09-16	Payment to Road & Bridge Contractors	SANDERS BROTHERS CONST CO INC	26,576.78
	2019-10-16	Payment to Road & Bridge Contractors	SANDERS BROTHERS CONST CO INC	10,702.40
P037862 Total				378,758.06
P037863				
2019 Non-NHS Primary Preservation Program				
SCDOT Preservation in Dorchester County - SC 165, US 15				
Preservation				
	2019-05-15	Payment to Road & Bridge Contractors	SANDERS BROTHERS CONST CO INC	14,148.00
	2019-06-19	Payment to Road & Bridge Contractors	SANDERS BROTHERS CONST CO INC	94,229.72
	2019-06-30	Payment to Road & Bridge Contractors	SANDERS BROTHERS CONST CO INC	2,800.00
	2019-09-16	Payment to Road & Bridge Contractors	SANDERS BROTHERS CONST CO INC	567,472.92
	2019-10-16	Payment to Road & Bridge Contractors	SANDERS BROTHERS CONST CO INC	12,873.60
P037863 Total				691,524.24
P037864				
2019 FA Secondary Preservation Program				
SCDOT Preservation in Dorchester County - S- 22				
Preservation				
	2019-05-15	Payment to Road & Bridge Contractors	SANDERS BROTHERS CONST CO INC	13,350.00
	2019-06-19	Payment to Road & Bridge Contractors	SANDERS BROTHERS CONST CO INC	9,800.00
	2019-06-30	Payment to Road & Bridge Contractors	SANDERS BROTHERS CONST CO INC	2,800.00
	2019-08-13	Payment to Road & Bridge Contractors	SANDERS BROTHERS CONST CO INC	73,314.00
	2019-09-16	Payment to Road & Bridge Contractors	SANDERS BROTHERS CONST CO INC	7,405.35
	2019-10-16	Payment to Road & Bridge Contractors	SANDERS BROTHERS CONST CO INC	6,828.76
P037864 Total				113,498.11

New Gas Tax Trust Fund Check Register

Vendor & Contractor Payments through October 31, 2019

County & Project Description	Posting Date	Expense Description	Vendor	Amount
P038348				
SC 61 Safety Improvements in Dorchester County				
RRSP Safety Improvements from SC 165 to Charleston County Line - SC 61				
Safety Improvement				
	2019-06-30	Other Contract Services	THE TRAFFIC GROUP INC	190.00
	2019-10-10	Printing, Binding, Advertising	THE POST AND COURIER	1,164.10
	2019-10-15	Printing, Binding, Advertising	DORCHESTER EAGLE RECORD LLC	115.50
P038348 Total				1,469.60
P037423				
2019 Non-FA Secondary's Pavement Improvement Program				
Reconstruction/Rehabilitation in Dorchester County - S- 121, S- 215, S- 367, S- 678, S- 74, S- 789				
Rehabilitation				
	2019-06-30	Highway Maintenance Contracts	BANKS CONSTRUCTION CO	15,423.06
	2019-08-19	Highway Maintenance Contracts	BANKS CONSTRUCTION CO	182,303.68
	2019-09-16	Highway Maintenance Contracts	BANKS CONSTRUCTION CO	6,710.56
	2019-10-17	Highway Maintenance Contracts	BANKS CONSTRUCTION CO	6,710.56
P037423 Total				211,147.86
P037456				
2019 Non-Interstate NHS Statewide Program				
Reconstruction/Rehabilitation in Dorchester County - US 78				
Reconstruction				
	2019-06-30	Highway Maintenance Contracts	BANKS CONSTRUCTION CO	29,070.00
	2019-08-13	Payment to Road & Bridge Contractors	BANKS CONSTRUCTION CO	9,211.87
	2019-09-12	Payment to Road & Bridge Contractors	BANKS CONSTRUCTION CO	376,139.10
	2019-10-22	Payment to Road & Bridge Contractors	BANKS CONSTRUCTION CO	627,794.92
P037456 Total				1,042,215.89
P037454				
2019 FA Secondary Pavement Improvement Program				
Rehabilitation/Reconstruction in Dorchester County - S- 19				
Reconstruction				
	2019-06-30	Payment to Road & Bridge Contractors	BANKS CONSTRUCTION CO	27,750.01
	2019-08-13	Payment to Road & Bridge Contractors	BANKS CONSTRUCTION CO	79,049.72
	2019-08-22	Engineering & Architectural Services	MICHAEL BAKER INTERNATIONAL INC	2,094.49
	2019-09-12	Payment to Road & Bridge Contractors	BANKS CONSTRUCTION CO	640,370.35
	2019-10-21	Engineering & Architectural Services	HDR CONSTRUCTION CONTROL CORP	1,713.05
	2019-10-22	Payment to Road & Bridge Contractors	Pmt Rd & Brdg Contr	(11,326.98)
P037454 Total				739,650.64
Dorchester Total				8,796,811.66

New Gas Tax Trust Fund Check Register

Vendor & Contractor Payments through October 31, 2019

County & Project Description	Posting Date	Expense Description	Vendor	Amount
Edgefield				
P030116				
Non-Interstate NHS Primary Program (Edgefield US 25)				
Federal Aid FHWA Preventative Maintenance in Edgefield County - US 25				
Rehabilitation				
	2019-02-05	Payment to Road & Bridge Contractors	SATTERFIELD CONSTRUCTION CO INC	21,093.00
	2019-02-15	Payment to Road & Bridge Contractors	SATTERFIELD CONSTRUCTION CO INC	12,875.00
	2019-03-18	Engineering & Architectural Services	DAVIS & FLOYD INC	3,216.23
	2019-09-12	Payment to Road & Bridge Contractors	SATTERFIELD CONSTRUCTION CO INC	375,660.11
	2019-10-11	Payment to Road & Bridge Contractors	SATTERFIELD CONSTRUCTION CO INC	1,154,923.63
P030116 Total				1,567,767.97
P032450				
Non-Interstate NHS Primary Program (Edgefield US 25)				
Federal Aid FHWA Preventative Maintenance in Edgefield County - US 25				
Rehabilitation				
	2018-10-24	Engineering & Architectural Services	DAVIS & FLOYD INC	1,313.04
	2019-02-05	Payment to Road & Bridge Contractors	SATTERFIELD CONSTRUCTION CO INC	20,517.00
	2019-02-15	Payment to Road & Bridge Contractors	SATTERFIELD CONSTRUCTION CO INC	22,345.75
	2019-08-13	Payment to Road & Bridge Contractors	SATTERFIELD CONSTRUCTION CO INC	77,010.71
	2019-08-29	Engineering & Architectural Services	MICHAEL BAKER INTERNATIONAL INC	1,570.01
	2019-09-12	Payment to Road & Bridge Contractors	SATTERFIELD CONSTRUCTION CO INC	696,353.98
	2019-10-11	Payment to Road & Bridge Contractors	SATTERFIELD CONSTRUCTION CO INC	51,534.10
P032450 Total				870,644.59
P034713				
Non- NHS Primary Program				
Federal Aid FHWA Preventative Maintenance in Edgefield County - SC 430, SC 430 CON				
Rehabilitation				
	2018-12-03	Engineering & Architectural Services	DAVIS & FLOYD INC	2,004.20
	2019-02-05	Payment to Road & Bridge Contractors	SATTERFIELD CONSTRUCTION CO INC	20,853.00
	2019-02-15	Payment to Road & Bridge Contractors	SATTERFIELD CONSTRUCTION CO INC	95,573.88
	2019-03-14	Payment to Road & Bridge Contractors	SATTERFIELD CONSTRUCTION CO INC	42,189.46
	2019-08-13	Payment to Road & Bridge Contractors	SATTERFIELD CONSTRUCTION CO INC	537,286.03
	2019-10-11	Payment to Road & Bridge Contractors	SATTERFIELD CONSTRUCTION CO INC	27,397.20
P034713 Total				725,303.77
P031996				
2017 Primary Improvement Program (Edgefield US 25)				
Primary Improvements in Edgefield County - US 25				
Rehabilitation				
	2018-08-15	Payment to Road & Bridge Contractors	ATC SITE CONSTRUCTION LLC	46,351.13
	2018-08-23	Payment to Road & Bridge Contractors	Pmt Rd & Brdg Contr	28,670.57
	2018-10-31	Payment to Road & Bridge Contractors	Pmt Rd & Brdg Contr	5,250.00
P031996 Total				80,271.70
P036882				
2018 Federal Aid Secondary Pavement Program				
Federal Aid Preservation in Edgefield County - S- 35				
Preservation				
	2018-08-08	Payment to Road & Bridge Contractors	SATTERFIELD CONSTRUCTION CO INC	13,265.50
	2018-09-17	Payment to Road & Bridge Contractors	SATTERFIELD CONSTRUCTION CO INC	87,798.48
	2018-10-12	Payment to Road & Bridge Contractors	SATTERFIELD CONSTRUCTION CO INC	86,831.22
	2018-12-14	Payment to Road & Bridge Contractors	SATTERFIELD CONSTRUCTION CO INC	22,984.00
P036882 Total				210,879.20

New Gas Tax Trust Fund Check Register

Vendor & Contractor Payments through October 31, 2019

County & Project Description	Posting Date	Expense Description	Vendor	Amount
P032451				
2018 Federal Aid Secondary Program				
Federal Aid Secondary Reconstruction in Edgefield County - S- 143				
Reconstruction				
	2019-01-10	Payment to Road & Bridge Contractors	SATTERFIELD CONSTRUCTION CO INC	41,804.00
	2019-06-13	Payment to Road & Bridge Contractors	SATTERFIELD CONSTRUCTION CO INC	10,650.00
	2019-06-30	Payment to Road & Bridge Contractors	SATTERFIELD CONSTRUCTION CO INC	10,668.00
	2019-08-22	Payment to Road & Bridge Contractors	SATTERFIELD CONSTRUCTION CO INC	604,830.66
	2019-09-11	Payment to Road & Bridge Contractors	SATTERFIELD CONSTRUCTION CO INC	243,377.39
	2019-10-10	Payment to Road & Bridge Contractors	SATTERFIELD CONSTRUCTION CO INC	183,911.58
P032451 Total				1,095,241.63
P038374				
US 25 Safety Improvements in Edgefield County				
RRSP Safety Improvements from near SC 19 to near S-342 (Rabbit Trail) - US 25				
Safety Improvement				
	2019-03-05	Printing, Binding, Advertising	THE EDGEFIELD ADVERTISER LLC	64.00
	2019-05-09	Engineering & Architectural Services	QUANTUM SPATIAL INC	5,901.02
	2019-06-18	Engineering & Architectural Services	QUANTUM SPATIAL INC	2,839.92
	2019-07-16	Engineering & Architectural Services	QUANTUM SPATIAL INC	1,014.54
	2019-07-25	Engineering & Architectural Services	AECOM TECHNICAL SERVICES INC	11,962.92
	2019-08-16	Engineering & Architectural Services	QUANTUM SPATIAL INC	2,095.61
	2019-09-09	Engineering & Architectural Services	QUANTUM SPATIAL INC	1,884.68
	2019-10-11	Engineering & Architectural Services	QUANTUM SPATIAL INC	835.16
P038374 Total				26,597.85
P036792				
2018 Non-NHS Primary Preservation Program				
SCDOT Federal Aid Preservation in Edgefield County - SC 230				
Preservation				
	2019-03-18	Engineering & Architectural Services	DAVIS & FLOYD INC	667.53
	2019-03-25	Payment to Road & Bridge Contractors	HUDSON CONSTRUCTION COMPANY	67,057.38
	2019-04-17	Engineering & Architectural Services	DAVIS & FLOYD INC	485.14
	2019-05-07	Payment to Road & Bridge Contractors	HUDSON CONSTRUCTION COMPANY	15,953.12
	2019-05-08	Payment to Road & Bridge Contractors	HUDSON CONSTRUCTION COMPANY	4,823.08
	2019-06-07	Payment to Road & Bridge Contractors	HUDSON CONSTRUCTION COMPANY	258,630.19
	2019-08-19	Payment to Road & Bridge Contractors	HUDSON CONSTRUCTION COMPANY	22,653.10
P036792 Total				370,269.54
P037754				
2019 FA Secondaries Pavement Improvement Program				
Preservation in Edgefield County - S- 35				
Preservation				
	2019-04-15	Payment to Road & Bridge Contractors	SATTERFIELD CONSTRUCTION CO INC	105,466.23
	2019-06-12	Payment to Road & Bridge Contractors	SATTERFIELD CONSTRUCTION CO INC	67,160.77
	2019-09-12	Payment to Road & Bridge Contractors	SATTERFIELD CONSTRUCTION CO INC	25,383.94
P037754 Total				198,010.94
P037734				
2019 Non-NHS Primary Preservation Program				
Preservation in Edgefield County - US 378				
Preservation				
	2019-06-04	Payment to Road & Bridge Contractors	REMAC ASPHALT MAINTENANCE INC	52,331.62
	2019-06-30	Payment to Road & Bridge Contractors	REMAC ASPHALT MAINTENANCE INC	33.34
P037734 Total				52,364.96

New Gas Tax Trust Fund Check Register

Vendor & Contractor Payments through October 31, 2019

County & Project Description	Posting Date	Expense Description	Vendor	Amount
P037736				
2019 FA Secondary Pavement Preservation Program				
Preservation in Edgefield County - S- 21, S- 40				
Preservation				
	2019-06-04	Payment to Road & Bridge Contractors	REMAC ASPHALT MAINTENANCE INC	18,760.40
	2019-06-12	Payment to Road & Bridge Contractors	REMAC ASPHALT MAINTENANCE INC	535.76
	2019-06-30	Payment to Road & Bridge Contractors	REMAC ASPHALT MAINTENANCE INC	33.33
P037736 Total				19,329.49
P029984				
2017 Non-Interstate NHS Primary Program				
Non-Interstate NHS Primary Reconstruction in Edgefield County - SC 19				
Reconstruction				
	2019-06-12	Payment to Road & Bridge Contractors	SATTERFIELD CONSTRUCTION CO INC	56,204.00
	2019-06-30	Payment to Road & Bridge Contractors	SATTERFIELD CONSTRUCTION CO INC	831,692.52
	2019-08-22	Payment to Road & Bridge Contractors	SATTERFIELD CONSTRUCTION CO INC	694,218.67
	2019-09-11	Payment to Road & Bridge Contractors	SATTERFIELD CONSTRUCTION CO INC	111,073.44
	2019-10-11	Payment to Road & Bridge Contractors	SATTERFIELD CONSTRUCTION CO INC	574,318.46
P029984 Total				2,267,507.09
P030390				
2017 Federal Aid Secondary Program				
Federal Aid Secondary Reconstruction in Edgefield County - S- 39				
Reconstruction				
	2019-06-12	Payment to Road & Bridge Contractors	SATTERFIELD CONSTRUCTION CO INC	549,775.45
	2019-06-30	Payment to Road & Bridge Contractors	SATTERFIELD CONSTRUCTION CO INC	287,209.32
	2019-09-11	Payment to Road & Bridge Contractors	SATTERFIELD CONSTRUCTION CO INC	19,015.00
P030390 Total				855,999.77
P037520				
2019 Non- NHS Primary Pavement Improvement Program				
Rehabilitation in Edgefield County - SC 230				
Rehabilitation				
	2019-10-11	Payment to Road & Bridge Contractors	SATTERFIELD CONSTRUCTION CO INC	12,750.00
P037520 Total				12,750.00
P037521				
2019 FA Secondary Pavement Improvement Program				
Reconstruction in Edgefield County - S- 143				
Reconstruction				
	2019-10-11	Payment to Road & Bridge Contractors	SATTERFIELD CONSTRUCTION CO INC	12,750.00
P037521 Total				12,750.00
Edgefield Total				8,365,688.50

New Gas Tax Trust Fund Check Register

Vendor & Contractor Payments through October 31, 2019

County & Project Description	Posting Date	Expense Description	Vendor	Amount
Fairfield				
P032479				
2018 Non-NHS Primary Program				
Non-NHS Primary Preservation in Fairfield County - SC 200				
Preservation				
	2018-11-09	Payment to Road & Bridge Contractors	LYNCHEs RIVER CONTRACTING INC	132,123.94
	2018-12-13	Payment to Road & Bridge Contractors	LYNCHEs RIVER CONTRACTING INC	22,113.64
	2019-04-11	Payment to Road & Bridge Contractors	LYNCHEs RIVER CONTRACTING INC	4,766.49
	2019-06-12	Payment to Road & Bridge Contractors	LYNCHEs RIVER CONTRACTING INC	285.18
	2019-06-30	Payment to Road & Bridge Contractors	LYNCHEs RIVER CONTRACTING INC	600.00
	2019-08-19	Payment to Road & Bridge Contractors	LYNCHEs RIVER CONTRACTING INC	248,662.36
	2019-08-23	Engineering & Architectural Services	CDM SMITH INC	569.27
	2019-10-21	Engineering & Architectural Services	MEAD & HUNT INC	3,393.66
	2019-10-30	Engineering & Architectural Services	KCI TECHNOLOGIES INC	2,994.58
P032479 Total				415,509.12
P032485				
2018 Federal Aid Secondary Program				
Federal Aid Secondary Preservation in Fairfield County - S- 30				
Preservation				
	2018-11-09	Payment to Road & Bridge Contractors	LYNCHEs RIVER CONTRACTING INC	2,400.00
	2018-11-19	Engineering & Architectural Services	CDM SMITH INC	3,206.24
	2019-04-11	Payment to Road & Bridge Contractors	LYNCHEs RIVER CONTRACTING INC	1,477.43
	2019-06-12	Payment to Road & Bridge Contractors	LYNCHEs RIVER CONTRACTING INC	27,357.21
	2019-06-30	Payment to Road & Bridge Contractors	LYNCHEs RIVER CONTRACTING INC	10,574.26
	2019-08-19	Payment to Road & Bridge Contractors	LYNCHEs RIVER CONTRACTING INC	65,640.77
	2019-08-23	Engineering & Architectural Services	CDM SMITH INC	748.54
	2019-10-21	Engineering & Architectural Services	MEAD & HUNT INC	146.02
	2019-10-30	Engineering & Architectural Services	KCI TECHNOLOGIES INC	72.97
P032485 Total				111,623.44
P033650				
2018 Federal Aid Secondary Program				
Federal Aid Secondary Rehabilitation in Fairfield County - S- 70				
Rehabilitation				
	2019-03-12	Payment to Road & Bridge Contractors	LYNCHEs RIVER CONTRACTING INC	11,236.67
	2019-05-08	Payment to Road & Bridge Contractors	LYNCHEs RIVER CONTRACTING INC	246,738.57
	2019-06-12	Payment to Road & Bridge Contractors	LYNCHEs RIVER CONTRACTING INC	179,331.19
	2019-06-30	Payment to Road & Bridge Contractors	LYNCHEs RIVER CONTRACTING INC	403,809.59
	2019-08-13	Payment to Road & Bridge Contractors	LYNCHEs RIVER CONTRACTING INC	29,732.16
	2019-08-14	Engineering & Architectural Services	MEAD & HUNT INC	3,490.78
	2019-08-21	Engineering & Architectural Services	MEAD & HUNT INC	3,084.32
	2019-08-23	Engineering & Architectural Services	CDM SMITH INC	65.00
	2019-08-27	Engineering & Architectural Services	KCI TECHNOLOGIES INC	7,460.48
	2019-10-11	Engineering & Architectural Services	KCI TECHNOLOGIES INC	1,756.38
	2019-10-11	Payment to Road & Bridge Contractors	LYNCHEs RIVER CONTRACTING INC	1,014.53
	2019-10-21	Engineering & Architectural Services	MEAD & HUNT INC	791.00
	2019-10-30	Engineering & Architectural Services	KCI TECHNOLOGIES INC	3,417.77
P033650 Total				891,928.44

New Gas Tax Trust Fund Check Register

Vendor & Contractor Payments through October 31, 2019

County & Project Description	Posting Date	Expense Description	Vendor	Amount
P037264				
2019 Non-FA Secondary Pavement Improvement Program				
Reconstruction/Rehabilitation in Fairfield County - S- 117, S- 216, S- 217, S- 57, S- 58, S- 88				
Rehabilitation				
	2019-05-08	Highway Maintenance Contracts	GRANITE CONTRACTING LLC	21,025.15
	2019-06-14	Highway Maintenance Contracts	GRANITE CONTRACTING LLC	15,900.20
	2019-08-19	Highway Maintenance Contracts	GRANITE CONTRACTING LLC	40,335.73
	2019-08-23	Engineering & Architectural Services	CDM SMITH INC	341.56
	2019-08-27	Engineering & Architectural Services	KCI TECHNOLOGIES INC	887.19
	2019-10-11	Highway Maintenance Contracts	GRANITE CONTRACTING LLC	160,835.65
	2019-10-21	Engineering & Architectural Services	MEAD & HUNT INC	281.05
P037264 Total				239,606.53
P037277				
2019 Non-NHS Primary Preservation Program				
SCDOT Preservation in Fairfield County - SC 200				
Preservation				
	2019-06-30	Payment to Road & Bridge Contractors	LYNCHES RIVER CONTRACTING INC	208,793.16
	2019-08-19	Payment to Road & Bridge Contractors	LYNCHES RIVER CONTRACTING INC	7,500.00
	2019-09-11	Payment to Road & Bridge Contractors	LYNCHES RIVER CONTRACTING INC	217,328.82
	2019-10-21	Engineering & Architectural Services	MEAD & HUNT INC	227.03
P037277 Total				433,849.01
P030044				
2017 Non-NHS Primary Program				
Non-NHS Primary Reconstruction in Fairfield County - SC 215				
Reconstruction				
	2019-08-23	Engineering & Architectural Services	CDM SMITH INC	764.27
	2019-09-11	Payment to Road & Bridge Contractors	EUROVIA ATLANTIC COAST LLC	72,771.66
P030044 Total				73,535.93
P030052				
2017 Federal Aid Secondary Program				
Federal Aid Secondary Reconstruction in Fairfield County - S- 159, S- 82				
Reconstruction				
	2019-08-23	Engineering & Architectural Services	CDM SMITH INC	309.27
	2019-09-11	Payment to Road & Bridge Contractors	EUROVIA ATLANTIC COAST LLC	181,039.66
	2019-09-24	Engineering & Architectural Services	CDM SMITH INC	6,888.39
	2019-10-21	Engineering & Architectural Services	MEAD & HUNT INC	617.03
	2019-10-24	Engineering & Architectural Services	CDM SMITH INC	9,573.35
P030052 Total				198,427.70
P033598				
2018 Non-NHS Primary Program				
Non-NHS Primary Reconstruction in Fairfield County - SC 215				
Reconstruction				
	2019-08-23	Engineering & Architectural Services	CDM SMITH INC	764.27
	2019-09-11	Payment to Road & Bridge Contractors	EUROVIA ATLANTIC COAST LLC	73,011.66
	2019-10-24	Engineering & Architectural Services	CDM SMITH INC	4,227.60
P033598 Total				78,003.53

New Gas Tax Trust Fund Check Register

Vendor & Contractor Payments through October 31, 2019

County & Project Description	Posting Date	Expense Description	Vendor	Amount
P037284				
2019 FA Secondary Preservation Program				
SCDOT Preservation in Fairfield County - S- 30				
Preservation				
	2019-08-23	Engineering & Architectural Services	CDM SMITH INC	504.27
	2019-10-11	Payment to Road & Bridge Contractors	SLURRY PAVERS INC	9,800.00
	2019-10-21	Engineering & Architectural Services	MEAD & HUNT INC	590.51
P037284 Total				10,894.78
P037250				
2019 Non-NHS Primary Pavement Improvement Program				
Reconstruction/Rehabilitation in Fairfield County - SC 215				
Rehabilitation				
	2019-10-11	Payment to Road & Bridge Contractors	LYNCHEs RIVER CONTRACTING INC	47,416.69
	2019-10-21	Engineering & Architectural Services	MEAD & HUNT INC	568.28
P037250 Total				47,984.97
P037257				
2019 FA Secondary Pavement Improvement Program				
Reconstruction/Rehabilitation in Fairfield County - S- 93				
Rehabilitation				
	2019-10-11	Payment to Road & Bridge Contractors	LYNCHEs RIVER CONTRACTING INC	46,311.66
	2019-10-21	Engineering & Architectural Services	MEAD & HUNT INC	324.53
P037257 Total				46,636.19
Fairfield Total				2,547,999.64

New Gas Tax Trust Fund Check Register

Vendor & Contractor Payments through October 31, 2019

County & Project Description	Posting Date	Expense Description	Vendor	Amount
Florence				
P032394				
2018 Statewide NHS Program				
Rehabilitation in Florence County - US 52				
Rehabilitation				
	2018-10-09	Payment to Road & Bridge Contractors	PALMETTO CORP	200,403.37
	2018-10-15	Payment to Road & Bridge Contractors	PALMETTO CORP	143,762.84
	2018-11-14	Payment to Road & Bridge Contractors	PALMETTO CORP	117,563.51
	2018-12-13	Payment to Road & Bridge Contractors	PALMETTO CORP	53,488.17
	2019-02-20	Payment to Road & Bridge Contractors	PALMETTO CORP	84.60
	2019-04-17	Payment to Road & Bridge Contractors	PALMETTO CORP	8,220.00
	2019-08-22	Payment to Road & Bridge Contractors	PALMETTO CORP	543,712.93
	2019-09-11	Engineering & Architectural Services	RS&H, INC.	3,441.44
	2019-09-20	Payment to Road & Bridge Contractors	PALMETTO CORP	840,641.29
	2019-10-21	Engineering & Architectural Services	RS&H, INC.	1,654.48
	2019-10-21	Payment to Road & Bridge Contractors	PALMETTO CORP	55,223.65
P032394 Total				1,968,196.28
P032402				
2018 Non-NHS Primary Program				
Rehab in Florence County - SC 327				
Rehabilitation				
	2018-10-09	Payment to Road & Bridge Contractors	PALMETTO CORP	74,334.72
	2018-10-15	Payment to Road & Bridge Contractors	PALMETTO CORP	41,000.01
	2019-02-20	Payment to Road & Bridge Contractors	PALMETTO CORP	164,405.94
	2019-03-13	Payment to Road & Bridge Contractors	PALMETTO CORP	201.52
	2019-04-17	Payment to Road & Bridge Contractors	PALMETTO CORP	57,471.28
	2019-05-28	Payment to Road & Bridge Contractors	PALMETTO CORP	47,882.21
	2019-08-22	Payment to Road & Bridge Contractors	PALMETTO CORP	1,548,839.69
	2019-09-11	Engineering & Architectural Services	RS&H, INC.	833.36
	2019-09-20	Payment to Road & Bridge Contractors	PALMETTO CORP	193,461.90
	2019-10-21	Payment to Road & Bridge Contractors	PALMETTO CORP	101,457.33
P032402 Total				2,229,887.96
P033581				
2018 Federal Aid Secondary Program				
Rehab in Florence County - S- 12				
Rehabilitation				
	2018-10-09	Payment to Road & Bridge Contractors	PALMETTO CORP	74,701.24
	2018-10-15	Payment to Road & Bridge Contractors	PALMETTO CORP	40,999.99
	2019-03-13	Payment to Road & Bridge Contractors	PALMETTO CORP	235,350.38
	2019-04-17	Payment to Road & Bridge Contractors	PALMETTO CORP	718,847.69
	2019-05-28	Payment to Road & Bridge Contractors	PALMETTO CORP	244,973.56
	2019-06-19	Payment to Road & Bridge Contractors	PALMETTO CORP	80,905.46
	2019-07-19	Payment to Road & Bridge Contractors	PALMETTO CORP	88,746.24
	2019-08-22	Payment to Road & Bridge Contractors	PALMETTO CORP	102,103.74
	2019-09-20	Payment to Road & Bridge Contractors	PALMETTO CORP	454,680.66
	2019-10-21	Payment to Road & Bridge Contractors	PALMETTO CORP	8,812.40
P033581 Total				2,050,121.36

New Gas Tax Trust Fund Check Register

Vendor & Contractor Payments through October 31, 2019

County & Project Description	Posting Date	Expense Description	Vendor	Amount
P033624				
2018 Non-Interstate NHS Primary Program				
Non-Interstate NHS Primary Preservation in Florence County - US 378, US 52, US 76				
Preservation				
	2019-02-13	Payment to Road & Bridge Contractors	PALMETTO CORP	23,510.00
	2019-03-13	Payment to Road & Bridge Contractors	PALMETTO CORP	11,785.73
	2019-04-30	Payment to Road & Bridge Contractors	PALMETTO CORP	151,376.99
	2019-05-21	Payment to Road & Bridge Contractors	PALMETTO CORP	94,530.56
	2019-06-17	Payment to Road & Bridge Contractors	PALMETTO CORP	2,755.72
	2019-08-22	Payment to Road & Bridge Contractors	PALMETTO CORP	81,587.52
P033624 Total				365,546.52
P033632				
2018 Non-NHS Primary Program				
Non-NHS Primary Preservation in Florence County - US 301				
Preservation				
	2019-02-13	Payment to Road & Bridge Contractors	PALMETTO CORP	23,225.01
	2019-03-13	Payment to Road & Bridge Contractors	PALMETTO CORP	89,318.17
	2019-04-30	Payment to Road & Bridge Contractors	PALMETTO CORP	28,315.36
	2019-05-21	Payment to Road & Bridge Contractors	PALMETTO CORP	426,033.20
	2019-06-17	Payment to Road & Bridge Contractors	PALMETTO CORP	481,168.13
	2019-07-19	Payment to Road & Bridge Contractors	PALMETTO CORP	66,231.12
	2019-08-15	Engineering & Architectural Services	RS&H, INC.	1,762.56
	2019-08-22	Payment to Road & Bridge Contractors	PALMETTO CORP	17,178.18
P033632 Total				1,133,231.73
P033640				
2018 Federal Aid Secondary Program				
Federal Aid Secondary Preservation in Florence County - S- 358, S- 588				
Preservation				
	2019-02-13	Payment to Road & Bridge Contractors	PALMETTO CORP	65,067.75
	2019-03-13	Payment to Road & Bridge Contractors	PALMETTO CORP	78,575.39
	2019-04-11	Engineering & Architectural Services	MEAD & HUNT INC	1,047.56
	2019-04-30	Payment to Road & Bridge Contractors	PALMETTO CORP	21,969.16
	2019-05-21	Payment to Road & Bridge Contractors	PALMETTO CORP	176,174.27
	2019-06-17	Payment to Road & Bridge Contractors	PALMETTO CORP	223,890.78
	2019-07-19	Payment to Road & Bridge Contractors	PALMETTO CORP	63,174.61
	2019-08-15	Engineering & Architectural Services	RS&H, INC.	2,223.64
	2019-08-22	Payment to Road & Bridge Contractors	PALMETTO CORP	44,438.57
	2019-09-11	Engineering & Architectural Services	RS&H, INC.	144.28
	2019-10-21	Engineering & Architectural Services	RS&H, INC.	466.29
P033640 Total				677,172.30
P037025				
2018 Non-Interstate NHS Primary Program				
Non-Interstate NHS Primary Preservation in Florence County - US 76				
Preservation				
	2019-02-13	Payment to Road & Bridge Contractors	PALMETTO CORP	21,499.99
	2019-03-13	Payment to Road & Bridge Contractors	PALMETTO CORP	11,785.71
	2019-07-19	Payment to Road & Bridge Contractors	PALMETTO CORP	67,089.71
	2019-08-22	Payment to Road & Bridge Contractors	PALMETTO CORP	22,829.79
P037025 Total				123,205.20

New Gas Tax Trust Fund Check Register

Vendor & Contractor Payments through October 31, 2019

County & Project Description	Posting Date	Expense Description	Vendor	Amount
P030492				
2017 Federal Aid Secondary Program				
Federal Aid Secondary Reconstruction in Florence County - S- 360				
Reconstruction				
	2019-05-16	Payment to Road & Bridge Contractors	PALMETTO CORP	148,713.92
	2019-06-14	Payment to Road & Bridge Contractors	PALMETTO CORP	646,168.96
	2019-07-17	Payment to Road & Bridge Contractors	PALMETTO CORP	39,277.14
	2019-09-17	Payment to Road & Bridge Contractors	PALMETTO CORP	5,280.00
	2019-09-18	Payment to Road & Bridge Contractors	PALMETTO CORP	7,521.36
P030492 Total				846,961.38
P037926				
2019 Non-FA Secondary Preservation Program				
SCDOT Preservation in Florence County - S- 1799, S- 889				
Preservation				
	2019-09-20	Highway Maintenance Contracts	PALMETTO CORP	8,292.85
	2019-10-21	Highway Maintenance Contracts	PALMETTO CORP	52,286.83
P037926 Total				60,579.68
P037923				
2019 Non-Interstate NHS Preservation Program				
SCDOT Preservation in Florence County - US 52				
Preservation				
	2019-09-20	Payment to Road & Bridge Contractors	PALMETTO CORP	27,642.90
	2019-10-21	Payment to Road & Bridge Contractors	PALMETTO CORP	340,998.11
P037923 Total				368,641.01
P037924				
2019 Non-NHS Primary Preservation Program				
SCDOT Preservation in Florence County - SC 541				
Preservation				
	2019-09-20	Payment to Road & Bridge Contractors	PALMETTO CORP	27,642.85
	2019-10-21	Payment to Road & Bridge Contractors	PALMETTO CORP	357,936.58
P037924 Total				385,579.43
P037925				
2019 FA Secondary Preservation Program				
SCDOT Preservation in Florence County - S- 147				
Preservation				
	2019-09-20	Payment to Road & Bridge Contractors	PALMETTO CORP	55,293.65
	2019-10-21	Payment to Road & Bridge Contractors	PALMETTO CORP	443,625.43
P037925 Total				498,919.08
Florence Total				10,708,041.93

New Gas Tax Trust Fund Check Register

Vendor & Contractor Payments through October 31, 2019

County & Project Description	Posting Date	Expense Description	Vendor	Amount
Georgetown				
P037080				
US 17 Safety Improvements in Georgetown County				
Safety Improvements from near S-832 (Marina Dr.) to near S-759 (Waterford Rd.) - US 17				
Safety Improvement				
	2018-06-06	Engineering & Architectural Services	MA ENGINEERING CONSULTANTS INC	11,625.35
	2018-06-30	Engineering & Architectural Services	MA ENGINEERING CONSULTANTS INC	5,009.53
	2018-07-26	Engineering & Architectural Services	MA ENGINEERING CONSULTANTS INC	7,558.48
	2018-08-29	Engineering & Architectural Services	MA ENGINEERING CONSULTANTS INC	(7,558.48)
	2018-10-04	Engineering & Architectural Services	MA ENGINEERING CONSULTANTS INC	14,287.16
	2018-10-18	Engineering & Architectural Services	MA ENGINEERING CONSULTANTS INC	14,855.68
	2018-11-15	Engineering & Architectural Services	MA ENGINEERING CONSULTANTS INC	5,290.12
	2018-12-12	Engineering & Architectural Services	MA ENGINEERING CONSULTANTS INC	7,048.34
	2019-01-14	Engineering & Architectural Services	MA ENGINEERING CONSULTANTS INC	10,134.85
	2019-02-11	Engineering & Architectural Services	MA ENGINEERING CONSULTANTS INC	5,418.69
	2019-04-12	Engineering & Architectural Services	MA ENGINEERING CONSULTANTS INC	10,000.00
P037080 Total				83,669.72
P033625				
2018 Non-Interstate NHS Primary Program				
Non-Interstate NHS Primary Preservation in Georgetown County - US 521 BUS				
Preservation				
	2019-01-10	Engineering & Architectural Services	RS&H, INC.	76.50
	2019-02-12	Payment to Road & Bridge Contractors	CR JACKSON INC	2,707.50
	2019-03-15	Payment to Road & Bridge Contractors	CR JACKSON INC	26,341.67
	2019-04-17	Payment to Road & Bridge Contractors	CR JACKSON INC	18,458.33
	2019-05-21	Payment to Road & Bridge Contractors	CR JACKSON INC	1,750.00
	2019-06-24	Payment to Road & Bridge Contractors	CR JACKSON INC	1,750.00
	2019-07-18	Payment to Road & Bridge Contractors	CR JACKSON INC	298,405.38
	2019-08-19	Payment to Road & Bridge Contractors	CR JACKSON INC	11,749.86
	2019-08-28	Engineering & Architectural Services	MEAD & HUNT INC	14,687.48
	2019-09-19	Engineering & Architectural Services	MEAD & HUNT INC	2,532.34
	2019-09-19	Payment to Road & Bridge Contractors	CR JACKSON INC	4,259.65
	2019-10-21	Engineering & Architectural Services	RS&H, INC.	11,304.35
	2019-10-23	Payment to Road & Bridge Contractors	CR JACKSON INC	572.51
P033625 Total				394,595.57
P031853				
2017 Non-NHS Primary Program				
Non-NHS Rehabilitation in Georgetown County - US 17 ALT				
Rehabilitation				
	2019-02-12	Payment to Road & Bridge Contractors	SOUTHERN ASPHALT INC	44,996.29
	2019-03-12	Payment to Road & Bridge Contractors	SOUTHERN ASPHALT INC	266,450.12
	2019-03-22	Engineering & Architectural Services	RS&H, INC.	1,157.00
	2019-04-11	Engineering & Architectural Services	MEAD & HUNT INC	8,149.62
	2019-04-12	Payment to Road & Bridge Contractors	SOUTHERN ASPHALT INC	229,994.27
	2019-05-30	Engineering & Architectural Services	MEAD & HUNT INC	3,866.91
	2019-08-22	Payment to Road & Bridge Contractors	SOUTHERN ASPHALT INC	7,179.44
	2019-09-19	Engineering & Architectural Services	MEAD & HUNT INC	2,228.97
	2019-10-08	Payment to Road & Bridge Contractors	SOUTHERN ASPHALT INC	650,121.54
	2019-10-30	Engineering & Architectural Services	MEAD & HUNT INC	206.01
P031853 Total				1,214,350.17

New Gas Tax Trust Fund Check Register

Vendor & Contractor Payments through October 31, 2019

County & Project Description	Posting Date	Expense Description	Vendor	Amount
P032403				
2018 Non-NHS Primary Program				
Non-NHS Primary Rehabilitation in Georgetown County - US 17 ALT				
Rehabilitation				
	2019-02-12	Payment to Road & Bridge Contractors	SOUTHERN ASPHALT INC	165,803.20
	2019-03-12	Payment to Road & Bridge Contractors	SOUTHERN ASPHALT INC	110,156.47
	2019-03-22	Engineering & Architectural Services	RS&H, INC.	306.00
	2019-04-11	Engineering & Architectural Services	MEAD & HUNT INC	5,861.14
	2019-04-12	Payment to Road & Bridge Contractors	SOUTHERN ASPHALT INC	229,843.91
	2019-05-30	Engineering & Architectural Services	MEAD & HUNT INC	3,453.72
	2019-07-15	Engineering & Architectural Services	MEAD & HUNT INC	4,562.59
	2019-08-22	Payment to Road & Bridge Contractors	SOUTHERN ASPHALT INC	7,179.43
	2019-09-17	Payment to Road & Bridge Contractors	SOUTHERN ASPHALT INC	820,285.27
	2019-09-19	Engineering & Architectural Services	MEAD & HUNT INC	141.07
	2019-10-08	Payment to Road & Bridge Contractors	SOUTHERN ASPHALT INC	40,532.83
	2019-10-30	Engineering & Architectural Services	MEAD & HUNT INC	16,615.84
P032403 Total				1,404,741.47
P033582				
2018 Federal Aid Secondary Program				
Federal Aid Secondary Rehabilitation in Georgetown County - S- 161, S- 20, S- 449, S- 717				
Rehabilitation				
	2019-02-12	Payment to Road & Bridge Contractors	SOUTHERN ASPHALT INC	45,610.06
	2019-03-12	Payment to Road & Bridge Contractors	SOUTHERN ASPHALT INC	167,727.12
	2019-04-11	Engineering & Architectural Services	MEAD & HUNT INC	6,225.41
	2019-04-12	Payment to Road & Bridge Contractors	SOUTHERN ASPHALT INC	43.50
	2019-06-24	Engineering & Architectural Services	MEAD & HUNT INC	461.85
	2019-07-15	Engineering & Architectural Services	MEAD & HUNT INC	141.04
	2019-08-22	Payment to Road & Bridge Contractors	SOUTHERN ASPHALT INC	31,554.23
	2019-08-28	Engineering & Architectural Services	MEAD & HUNT INC	418.70
	2019-09-17	Payment to Road & Bridge Contractors	SOUTHERN ASPHALT INC	168,503.26
	2019-09-19	Engineering & Architectural Services	MEAD & HUNT INC	108.57
	2019-10-08	Payment to Road & Bridge Contractors	SOUTHERN ASPHALT INC	67,839.17
	2019-10-30	Engineering & Architectural Services	MEAD & HUNT INC	8,760.08
P033582 Total				497,392.99

New Gas Tax Trust Fund Check Register

Vendor & Contractor Payments through October 31, 2019

County & Project Description	Posting Date	Expense Description	Vendor	Amount
P033633				
2018 Non-NHS Primary Program				
Non-NHS Primary Preservation in Georgetown County - SC 41 BUS				
Preservation				
	2019-02-12	Payment to Road & Bridge Contractors	CR JACKSON INC	3,733.50
	2019-03-15	Payment to Road & Bridge Contractors	CR JACKSON INC	26,341.67
	2019-04-17	Payment to Road & Bridge Contractors	CR JACKSON INC	18,458.34
	2019-05-21	Payment to Road & Bridge Contractors	CR JACKSON INC	1,750.00
	2019-06-24	Payment to Road & Bridge Contractors	CR JACKSON INC	424,835.32
	2019-07-15	Engineering & Architectural Services	RS&H, INC.	3,689.27
	2019-07-15	Engineering & Architectural Services	MEAD & HUNT INC	5,736.40
	2019-07-18	Payment to Road & Bridge Contractors	CR JACKSON INC	179,449.08
	2019-08-15	Engineering & Architectural Services	RS&H, INC.	12,581.32
	2019-08-19	Payment to Road & Bridge Contractors	CR JACKSON INC	28,610.56
	2019-08-28	Engineering & Architectural Services	MEAD & HUNT INC	5,651.65
	2019-09-11	Engineering & Architectural Services	RS&H, INC.	5,202.84
	2019-09-19	Engineering & Architectural Services	MEAD & HUNT INC	1,244.38
	2019-09-19	Payment to Road & Bridge Contractors	CR JACKSON INC	3,748.55
	2019-10-21	Engineering & Architectural Services	RS&H, INC.	1,513.57
	2019-10-23	Payment to Road & Bridge Contractors	CR JACKSON INC	27.20
	2019-10-30	Engineering & Architectural Services	MEAD & HUNT INC	1,000.89
P033633 Total				723,574.54
P033641				
2018 Federal Aid Secondary Program				
Federal Aid Secondary Preservation in Georgetown County - S- 35				
Preservation				
	2019-02-12	Payment to Road & Bridge Contractors	CR JACKSON INC	755.25
	2019-03-15	Payment to Road & Bridge Contractors	CR JACKSON INC	26,341.67
	2019-04-17	Payment to Road & Bridge Contractors	CR JACKSON INC	107,164.73
	2019-05-21	Payment to Road & Bridge Contractors	CR JACKSON INC	5,965.75
	2019-05-30	Engineering & Architectural Services	RS&H, INC.	676.00
	2019-06-24	Engineering & Architectural Services	MEAD & HUNT INC	846.69
	2019-06-24	Payment to Road & Bridge Contractors	CR JACKSON INC	4,310.96
	2019-07-15	Engineering & Architectural Services	MEAD & HUNT INC	576.84
	2019-07-18	Payment to Road & Bridge Contractors	Payment to Road and Bridge Contractors:	(11,169.00)
	2019-08-19	Payment to Road & Bridge Contractors	CR JACKSON INC	8,242.24
	2019-09-19	Engineering & Architectural Services	MEAD & HUNT INC	384.71
	2019-10-21	Engineering & Architectural Services	RS&H, INC.	331.13
	2019-10-23	Payment to Road & Bridge Contractors	CR JACKSON INC	2,331.44
P033641 Total				146,758.41
P037369				
US 701 Safety Improvements in Georgetown County				
Safety Improvements from near SC 51 (Browns Ferry Rd.) to near L-1080 (Messiah Dr.) - US 701				
Safety Improvement				
	2019-04-02	Engineering & Architectural Services	MA ENGINEERING CONSULTANTS INC	103,740.20
	2019-04-12	Engineering & Architectural Services	MA ENGINEERING CONSULTANTS INC	13,075.09
P037369 Total				116,815.29

New Gas Tax Trust Fund Check Register

Vendor & Contractor Payments through October 31, 2019

County & Project Description	Posting Date	Expense Description	Vendor	Amount
P037549				
2019 Statewide Non-Interstate NHS Pavement Improvement Program				
Reconstruction/Rehabilitation in Georgetown County - US 17, US 17 ALT				
Rehabilitation				
	2019-06-04	Engineering & Architectural Services	S&ME INC	153.03
	2019-06-20	Engineering & Architectural Services	S&ME INC	3,950.30
	2019-08-21	Engineering & Architectural Services	S&ME INC	6,618.91
	2019-09-12	Payment to Road & Bridge Contractors	PALMETTO CORP	251,543.84
	2019-10-16	Payment to Road & Bridge Contractors	PALMETTO CORP	183,801.18
P037549 Total				446,067.26
P037927				
2019 Non-Interstate NHS Preservation Program				
SCDOT Preservation in Georgetown County - US 521				
Preservation				
	2019-07-26	Payment to Road & Bridge Contractors	PALMETTO CORP	40,248.44
	2019-08-19	Payment to Road & Bridge Contractors	PALMETTO CORP	220,818.77
	2019-08-28	Engineering & Architectural Services	MEAD & HUNT INC	704.90
	2019-09-19	Engineering & Architectural Services	MEAD & HUNT INC	7,284.60
	2019-09-20	Payment to Road & Bridge Contractors	PALMETTO CORP	34,038.46
	2019-10-22	Payment to Road & Bridge Contractors	Pmt Rd & Brdg Contr	(1,069.84)
	2019-10-30	Engineering & Architectural Services	MEAD & HUNT INC	802.40
P037927 Total				302,827.73
P037928				
2019 Non-NHS Primary Preservation Program				
SCDOT Preservation in Georgetown County - SC 41, SC 513				
Preservation				
	2019-07-26	Payment to Road & Bridge Contractors	PALMETTO CORP	41,382.89
	2019-08-19	Payment to Road & Bridge Contractors	PALMETTO CORP	125,014.85
	2019-08-28	Engineering & Architectural Services	MEAD & HUNT INC	1,507.30
	2019-09-20	Payment to Road & Bridge Contractors	PALMETTO CORP	241,998.80
	2019-10-22	Payment to Road & Bridge Contractors	PALMETTO CORP	1,729.47
	2019-10-30	Engineering & Architectural Services	MEAD & HUNT INC	3,111.10
P037928 Total				414,744.41
P037929				
2019 FA Secondary Preservation Program				
SCDOT Preservation in Georgetown County - S- 392				
Preservation				
	2019-07-26	Payment to Road & Bridge Contractors	PALMETTO CORP	44,433.98
	2019-08-19	Payment to Road & Bridge Contractors	PALMETTO CORP	24,359.41
	2019-09-20	Payment to Road & Bridge Contractors	PALMETTO CORP	50,651.19
P037929 Total				119,444.58
P037552				
2019 Non-FA Secondary Pavement Improvement Program				
Reconstruction/Rehabilitation in Georgetown County - S- 52				
Reconstruction				
	2019-09-12	Highway Maintenance Contracts	PALMETTO CORP	32,071.43
	2019-10-16	Highway Maintenance Contracts	PALMETTO CORP	17,646.25
P037552 Total				49,717.68

New Gas Tax Trust Fund Check Register

Vendor & Contractor Payments through October 31, 2019

County & Project Description	Posting Date	Expense Description	Vendor	Amount
P037550				
2019 Non-NHS Primary Pavement Improvement Program				
Reconstruction/Rehabilitation in Georgetown County - SC 41				
Reconstruction				
	2019-09-12	Payment to Road & Bridge Contractors	PALMETTO CORP	106,904.76
	2019-10-16	Payment to Road & Bridge Contractors	PALMETTO CORP	60,341.46
P037550 Total				167,246.22
P037551				
2019 FA Secondary Pavement Improvement Program				
Reconstruction/Rehabilitation in Georgetown County - S- 124, S- 387				
Reconstruction				
	2019-09-12	Payment to Road & Bridge Contractors	PALMETTO CORP	106,904.76
	2019-10-16	Payment to Road & Bridge Contractors	PALMETTO CORP	58,912.71
P037551 Total				165,817.47
P038078				
2019 Non-NHS Pavement Improvement Program				
Reconstruction/Rehabilitation in Georgetown County - US 521				
Reconstruction				
	2019-09-12	Payment to Road & Bridge Contractors	PALMETTO CORP	58,333.33
	2019-10-16	Payment to Road & Bridge Contractors	PALMETTO CORP	58,333.33
P038078 Total				116,666.66
Georgetown Total				6,364,430.17

New Gas Tax Trust Fund Check Register

Vendor & Contractor Payments through October 31, 2019

County & Project Description	Posting Date	Expense Description	Vendor	Amount
Georgetown, Horry				
0030684X				
US 701 over Great Pee Dee River				
Design/Build Bridge Replacements of US 701 over Great Pee Dee River, Overflow & Yauhannah Lake. - US 701				
Bridge Replacement				
	2019-07-16	Payment to Road & Bridge Contractors	PCL CIVIL CONSTRUCTORS INC	42,706.48
0030684X Total				42,706.48
Georgetown, Horry Total				42,706.48

New Gas Tax Trust Fund Check Register

Vendor & Contractor Payments through October 31, 2019

County & Project Description	Posting Date	Expense Description	Vendor	Amount
Greenville				
P032233				
Non-Interstate NHS Pavement Program				
NHS Preventative Maintenance in Greenville County - SC 183, US 123, US 25, US 29				
Rehabilitation				
	2018-04-11	Payment to Road & Bridge Contractors	SLOAN CONSTRUCTION	302,229.70
	2018-05-18	Payment to Road & Bridge Contractors	SLOAN CONSTRUCTION	1,065,783.25
	2018-06-30	Payment to Road & Bridge Contractors	SLOAN CONSTRUCTION	111,207.20
	2018-09-10	Payment to Road & Bridge Contractors	SLOAN CONSTRUCTION	42,000.00
	2018-10-18	Payment to Road & Bridge Contractors	SLOAN CONSTRUCTION	63,487.52
	2018-11-08	Payment to Road & Bridge Contractors	SLOAN CONSTRUCTION	1,033,756.63
	2018-12-13	Payment to Road & Bridge Contractors	SLOAN CONSTRUCTION	731,657.28
	2019-01-10	Payment to Railroad Company	NORFOLK SOUTHERN CORPORATION	1,226.06
	2019-01-16	Payment to Road & Bridge Contractors	SLOAN CONSTRUCTION	272,085.86
	2019-02-12	Payment to Road & Bridge Contractors	SLOAN CONSTRUCTION	483,284.47
	2019-03-12	Payment to Road & Bridge Contractors	SLOAN CONSTRUCTION	148,851.04
	2019-04-19	Payment to Road & Bridge Contractors	SLOAN CONSTRUCTION	575,894.39
	2019-05-16	Payment to Road & Bridge Contractors	SLOAN CONSTRUCTION	1,407,781.20
	2019-06-13	Payment to Road & Bridge Contractors	SLOAN CONSTRUCTION	1,128,795.18
	2019-06-20	Contractual Agreements with Gov't/Non-Profit Entity	DEPT OF PUBLIC SAFETY	1,555.05
	2019-07-25	Payment to Road & Bridge Contractors	SLOAN CONSTRUCTION	27,597.57
	2019-08-08	Payment to Road & Bridge Contractors	SLOAN CONSTRUCTION	120,191.99
	2019-09-17	Payment to Road & Bridge Contractors	SLOAN CONSTRUCTION	255,675.32
	2019-10-10	Payment to Road & Bridge Contractors	SLOAN CONSTRUCTION	27,548.67
P032233 Total				7,800,608.38
P032352				
2018 Non-NHS Primary Program (Greenville US 25)				
Rehab in Greenville County - US 25				
Rehabilitation				
	2018-06-30	Contractual Agreements with Gov't/Non-Profit Entity	CONTR-GOVT/NONPRFIT	1,556.50
	2018-08-08	Payment to Road & Bridge Contractors	ROGERS GROUP INC	232,971.71
	2018-09-10	Payment to Road & Bridge Contractors	ROGERS GROUP INC	802,447.56
	2018-10-12	Payment to Road & Bridge Contractors	ROGERS GROUP INC	724,049.15
	2018-11-08	Payment to Road & Bridge Contractors	ROGERS GROUP INC	794,977.38
	2018-12-14	Payment to Road & Bridge Contractors	ROGERS GROUP INC	1,343,042.82
	2019-01-17	Payment to Road & Bridge Contractors	ROGERS GROUP INC	654,811.76
	2019-03-14	Contractual Agreements with Gov't/Non-Profit Entity	DEPT OF PUBLIC SAFETY	7,873.94
	2019-03-28	Payment to Road & Bridge Contractors	ROGERS GROUP INC	177,485.73
	2019-04-17	Payment to Road & Bridge Contractors	ROGERS GROUP INC	16,463.00
	2019-05-15	Payment to Road & Bridge Contractors	ROGERS GROUP INC	293.23
P032352 Total				4,755,972.78

New Gas Tax Trust Fund Check Register

Vendor & Contractor Payments through October 31, 2019

County & Project Description	Posting Date	Expense Description	Vendor	Amount
P032568				
FA Secondary Pavement Program				
Preventative Maintenance in Greenville County - S- 149				
Rehabilitation				
	2018-08-23	Payment to Road & Bridge Contractors	SLOAN CONSTRUCTION	327,153.83
	2018-09-10	Payment to Road & Bridge Contractors	SLOAN CONSTRUCTION	248,226.26
	2018-10-18	Payment to Road & Bridge Contractors	SLOAN CONSTRUCTION	24,399.77
	2019-01-16	Payment to Road & Bridge Contractors	SLOAN CONSTRUCTION	16.29
	2019-05-16	Payment to Road & Bridge Contractors	SLOAN CONSTRUCTION	154,800.00
	2019-07-25	Payment to Road & Bridge Contractors	SLOAN CONSTRUCTION	840,079.57
	2019-08-08	Payment to Road & Bridge Contractors	SLOAN CONSTRUCTION	516,854.86
	2019-09-17	Payment to Road & Bridge Contractors	SLOAN CONSTRUCTION	34,825.56
	2019-10-10	Payment to Road & Bridge Contractors	SLOAN CONSTRUCTION	33,932.84

New Gas Tax Trust Fund Check Register

Vendor & Contractor Payments through October 31, 2019

County & Project Description	Posting Date	Expense Description	Vendor	Amount
P032568 Total				2,180,288.98
P037074				
US 25 Safety Improvements in Greenville County				
Safety Improvements from near L-346 (Belvue School Rd.) to North Carolina State Line - US 25				
Safety Improvement				
	2018-05-14	Printing, Binding, Advertising	COMMUNITY JOURNALS LLC	46.80
	2018-06-11	Engineering & Architectural Services	INDEPENDENT MAPPING CONSULTANTS INC	29,142.80
	2018-07-20	Engineering & Architectural Services	GPI GEOSPATIAL INC	3,263.19
	2018-07-26	Engineering & Architectural Services	GPI GEOSPATIAL INC	3,474.14
	2018-09-19	Engineering & Architectural Services	GPI GEOSPATIAL INC	34,596.50
	2018-10-18	Engineering & Architectural Services	GPI GEOSPATIAL INC	56,263.92
	2019-01-09	Engineering & Architectural Services	GPI GEOSPATIAL INC	64,126.23
	2019-03-19	Engineering & Architectural Services	GPI GEOSPATIAL INC	46,419.67
	2019-04-25	Engineering & Architectural Services	GPI GEOSPATIAL INC	18,314.08
P037074 Total				255,647.33
P037226				
SC 14 Improvements in Greenville County				
Safety Improvements from S-98 to SC 11 - SC 14				
Safety Improvement				
	2019-05-16	Payment to Road & Bridge Contractors	ROGERS GROUP INC	315,967.60
	2019-10-28	Payment to Road & Bridge Contractors	ROGERS GROUP INC	1,023,007.08
P037226 Total				1,338,974.68
P037459				
2019 Non-NHS Primary Preservation Program				
SCDOT Preservation in Greenville County - SC 414, SC 418, SC 8				
Preservation				
	2019-01-17	Engineering & Architectural Services	HDR ENGINEERING INC OF THE CAROLI	5,688.97
	2019-03-06	Payment to Road & Bridge Contractors	F & R ASPHALT INC	157,298.64
	2019-03-28	Payment to Road & Bridge Contractors	F & R ASPHALT INC	123,916.20
	2019-06-30	Payment to Road & Bridge Contractors	F & R ASPHALT INC	26,256.00
	2019-10-03	Payment to Road & Bridge Contractors	Pmt Rd & Brdg Contr	(720.36)
P037459 Total				312,439.45
P033672				
2018 Non-NHS Primary Program				
Non-NHS Primary Preservation in Greenville County - SC 146, SC 418				
Preservation				
	2019-02-12	Payment to Road & Bridge Contractors	SLURRY PAVERS INC	124,154.89
	2019-05-09	Payment to Road & Bridge Contractors	SLURRY PAVERS INC	27,476.14
	2019-06-14	Payment to Road & Bridge Contractors	SLURRY PAVERS INC	45,571.00
	2019-06-30	Payment to Road & Bridge Contractors	SLURRY PAVERS INC	193,008.54
	2019-09-19	Payment to Road & Bridge Contractors	SLURRY PAVERS INC	114,679.59
P033672 Total				504,890.16

New Gas Tax Trust Fund Check Register

Vendor & Contractor Payments through October 31, 2019

County & Project Description	Posting Date	Expense Description	Vendor	Amount
P037461				
2019 Non-Interstate NHS Preservation Program				
SCDOT Preservation in Greenville County - SC 14, US 29				
Preservation				
	2019-03-06	Payment to Road & Bridge Contractors	F & R ASPHALT INC	44,666.83
	2019-03-28	Payment to Road & Bridge Contractors	F & R ASPHALT INC	102,430.01
	2019-06-30	Payment to Road & Bridge Contractors	F & R ASPHALT INC	53,994.68
	2019-10-03	Payment to Road & Bridge Contractors	F & R ASPHALT INC	1,257.36
P037461 Total				202,348.88
P037473				
2019 FA Secondary's Preservation Program				
SCDOT Preservation in Greenville County - S- 541, S- 55, S- 84				
Preservation				
	2019-03-06	Payment to Road & Bridge Contractors	F & R ASPHALT INC	93,845.70
	2019-03-28	Payment to Road & Bridge Contractors	F & R ASPHALT INC	96,014.66
	2019-06-30	Payment to Road & Bridge Contractors	F & R ASPHALT INC	34,584.00
	2019-10-03	Payment to Road & Bridge Contractors	F & R ASPHALT INC	297.33
P037473 Total				224,741.69
P031355				
2018 Federal Aid Secondary Program				
Federal Aid Secondary Preservation in Greenville County - S- 21				
Preservation				
	2019-05-09	Payment to Road & Bridge Contractors	SLURRY PAVERS INC	46,083.26
	2019-06-14	Payment to Road & Bridge Contractors	SLURRY PAVERS INC	207,185.54
	2019-06-30	Payment to Road & Bridge Contractors	SLURRY PAVERS INC	240,543.56
	2019-09-19	Payment to Road & Bridge Contractors	SLURRY PAVERS INC	42,779.55
P031355 Total				536,591.91
P033661				
2018 Non-Interstate NHS Primary Program				
Non-Interstate NHS Primary Preservation in Greenville County - US 29				
Preservation				
	2019-05-09	Payment to Road & Bridge Contractors	SLURRY PAVERS INC	40,862.91
	2019-06-14	Payment to Road & Bridge Contractors	SLURRY PAVERS INC	33,287.00
	2019-06-30	Payment to Road & Bridge Contractors	SLURRY PAVERS INC	194,682.80
	2019-09-19	Payment to Road & Bridge Contractors	SLURRY PAVERS INC	22,002.27
P033661 Total				290,834.98
P037355				
2019 Non-FA Secondary's Pavement Improvement Program				
Reconstruction in Greenville County - S- 59				
Reconstruction				
	2019-09-05	Highway Maintenance Contracts	F & R ASPHALT INC	20,907.18
P037355 Total				20,907.18
P037234				
2019 Non-Interstate NHS				
Rehabilitation in Greenville County - US 25				
Rehabilitation				
	2019-09-05	Payment to Road & Bridge Contractors	F & R ASPHALT INC	73,362.20
P037234 Total				73,362.20

New Gas Tax Trust Fund Check Register

Vendor & Contractor Payments through October 31, 2019

County & Project Description	Posting Date	Expense Description	Vendor	Amount
P037316				
2019 FA Secondary's Pavement Improvement Program				
Reconstruction in Greenville County - S- 146				
Reconstruction				
	2019-09-05	Payment to Road & Bridge Contractors	F & R ASPHALT INC	72,266.20
P037316 Total				72,266.20
P037322				
2019 Non-NHS Primary Pavement Improvement Program				
Rehabilitation in Greenville County - US 276				
Rehabilitation				
	2019-09-05	Payment to Road & Bridge Contractors	F & R ASPHALT INC	69,224.80
P037322 Total				69,224.80
Greenville Total				18,639,099.60

New Gas Tax Trust Fund Check Register

Vendor & Contractor Payments through October 31, 2019

County & Project Description	Posting Date	Expense Description	Vendor	Amount
Greenville, Spartanburg				
P038361				
SC 14 Safety Improvements in Greenville and Spartanburg Counties				
RRSP Safety Improvements from near SC 11 to near US 176 (Howard Ave.)* - SC 14				
Safety Improvement				
	2019-03-13	Printing, Binding, Advertising	COMMUNITY JOURNALS LLC	46.80
	2019-03-15	Printing, Binding, Advertising	COMMUNITY JOURNALS LLC	46.80
	2019-03-15	Printing, Binding, Advertising	HERALD JOURNAL	77.99
	2019-05-01	Engineering & Architectural Services	MCKIM & CREED INC	3,792.78
	2019-05-09	Engineering & Architectural Services	MCKIM & CREED INC	7,347.64
	2019-05-09	Engineering & Architectural Services	ATLANTIC GROUP LLC	17,536.37
	2019-06-14	Engineering & Architectural Services	MCKIM & CREED INC	1,711.06
	2019-08-09	Engineering & Architectural Services	ATLANTIC GROUP LLC	70,788.68
P038361 Total				101,348.12
Greenville, Spartanburg Total				101,348.12

New Gas Tax Trust Fund Check Register

Vendor & Contractor Payments through October 31, 2019

County & Project Description	Posting Date	Expense Description	Vendor	Amount
Greenwood				
P030377				
2017 Federal Aid Primary Program				
2017 Federal Aid Rehabilitation in Greenwood County - US 221				
Rehabilitation				
	2018-06-18	Payment to Road & Bridge Contractors	SATTERFIELD CONSTRUCTION CO INC	332,133.00
P030377 Total				332,133.00
P032508				
Non-Interstate NHS Pavement Program				
Federal Aid FHWA Preventative Maintenance in Greenwood County - US 221				
Rehabilitation				
	2018-10-24	Engineering & Architectural Services	DAVIS & FLOYD INC	657.23
	2019-02-12	Payment to Road & Bridge Contractors	SATTERFIELD CONSTRUCTION CO INC	80,500.00
	2019-03-14	Payment to Road & Bridge Contractors	SATTERFIELD CONSTRUCTION CO INC	78,316.35
	2019-04-10	Payment to Road & Bridge Contractors	SATTERFIELD CONSTRUCTION CO INC	55,595.83
	2019-04-17	Engineering & Architectural Services	DAVIS & FLOYD INC	5,369.82
	2019-05-08	Payment to Road & Bridge Contractors	SATTERFIELD CONSTRUCTION CO INC	46,457.94
	2019-06-14	Engineering & Architectural Services	DAVIS & FLOYD INC	4,473.89
	2019-06-14	Payment to Road & Bridge Contractors	SATTERFIELD CONSTRUCTION CO INC	1,216,243.66
	2019-06-30	Payment to Road & Bridge Contractors	SATTERFIELD CONSTRUCTION CO INC	919,189.45
	2019-08-13	Payment to Road & Bridge Contractors	SATTERFIELD CONSTRUCTION CO INC	660,752.68
	2019-08-15	Engineering & Architectural Services	DAVIS & FLOYD INC	3,194.85
	2019-08-21	Contractual Agreements with Gov't/Non-Profit Entity	DEPT OF PUBLIC SAFETY	1,573.15
	2019-08-23	Contractual Agreements with Gov't/Non-Profit Entity	DEPT OF PUBLIC SAFETY	2,390.36
	2019-09-11	Payment to Road & Bridge Contractors	SATTERFIELD CONSTRUCTION CO INC	67,030.79
P032508 Total				3,141,746.00
P036835				
2018 Federal Aid Secondary Pvmnt Preservation Program				
SCDOT Federal Aid Preservation in Greenwood County - S- 108				
Preservation				
	2019-01-17	Payment to Road & Bridge Contractors	SATTERFIELD CONSTRUCTION CO INC	13,728.00
	2019-02-14	Payment to Road & Bridge Contractors	SATTERFIELD CONSTRUCTION CO INC	94,009.92
	2019-04-11	Payment to Road & Bridge Contractors	SATTERFIELD CONSTRUCTION CO INC	83,979.55
	2019-05-14	Payment to Road & Bridge Contractors	SATTERFIELD CONSTRUCTION CO INC	12,981.45
	2019-06-12	Payment to Road & Bridge Contractors	SATTERFIELD CONSTRUCTION CO INC	1,170.00
P036835 Total				205,868.92
P030305				
2017 Federal Aid Secondary Program				
Rehabilitation of S-131 in Greenwood County for the Federal Aid Pavement Improvement Program. - S- 131				
Reconstruction				
	2018-12-14	Payment to Road & Bridge Contractors	SATTERFIELD CONSTRUCTION CO INC	49,646.00
	2019-01-17	Engineering & Architectural Services	DAVIS & FLOYD INC	2,523.25
	2019-05-15	Payment to Road & Bridge Contractors	SATTERFIELD CONSTRUCTION CO INC	37,750.00
	2019-06-13	Payment to Road & Bridge Contractors	SATTERFIELD CONSTRUCTION CO INC	6,500.00
	2019-06-14	Engineering & Architectural Services	DAVIS & FLOYD INC	662.65
	2019-06-30	Payment to Road & Bridge Contractors	SATTERFIELD CONSTRUCTION CO INC	525,197.30
	2019-08-13	Payment to Road & Bridge Contractors	SATTERFIELD CONSTRUCTION CO INC	16,663.77
	2019-09-03	Engineering & Architectural Services	DAVIS & FLOYD INC	10,427.91
	2019-09-13	Payment to Road & Bridge Contractors	SATTERFIELD CONSTRUCTION CO INC	15,236.92
P030305 Total				664,607.80

New Gas Tax Trust Fund Check Register

Vendor & Contractor Payments through October 31, 2019

County & Project Description	Posting Date	Expense Description	Vendor	Amount
P032509				
FA Secondary Pavement Program				
Federal Aid FHWA Preventative Maintenance in Greenwood County - S- 187, S- 29				
Rehabilitation				
	2019-02-12	Payment to Road & Bridge Contractors	SATTERFIELD CONSTRUCTION CO INC	433,861.26
	2019-03-14	Payment to Road & Bridge Contractors	SATTERFIELD CONSTRUCTION CO INC	69,490.50
	2019-03-18	Engineering & Architectural Services	DAVIS & FLOYD INC	7,984.37
	2019-04-10	Payment to Road & Bridge Contractors	SATTERFIELD CONSTRUCTION CO INC	17,000.00
	2019-04-17	Engineering & Architectural Services	DAVIS & FLOYD INC	3,565.99
	2019-06-14	Engineering & Architectural Services	DAVIS & FLOYD INC	3,301.83
	2019-06-14	Payment to Road & Bridge Contractors	SATTERFIELD CONSTRUCTION CO INC	9,050.00
	2019-06-30	Payment to Road & Bridge Contractors	SATTERFIELD CONSTRUCTION CO INC	75,272.10
	2019-08-15	Engineering & Architectural Services	DAVIS & FLOYD INC	332.23
	2019-09-03	Engineering & Architectural Services	DAVIS & FLOYD INC	7,591.60
	2019-09-11	Payment to Road & Bridge Contractors	SATTERFIELD CONSTRUCTION CO INC	84,043.82
P032509 Total				711,493.70
P036799				
2018 Federal Aid Primary Preservation Program				
SCDOT Federal Aid Preservation in Greenwood County - US 25				
Preservation				
	2019-03-14	Payment to Road & Bridge Contractors	GORDON COMPANY INC	2,094.13
	2019-04-09	Payment to Road & Bridge Contractors	GORDON COMPANY INC	10,704.11
	2019-05-30	Payment to Road & Bridge Contractors	GORDON COMPANY INC	250.00
P036799 Total				13,048.24
P036831				
2018 Federal Aid Secondary Preservation Program				
SCDOT Federal Aid Preservation in Greenwood County - S- 1				
Preservation				
	2019-03-14	Payment to Road & Bridge Contractors	GORDON COMPANY INC	9,968.28
	2019-04-09	Payment to Road & Bridge Contractors	GORDON COMPANY INC	890.63
	2019-05-30	Payment to Road & Bridge Contractors	GORDON COMPANY INC	250.00
P036831 Total				11,108.91
P036902				
2018 Non-Interstate NHS Preservation Program				
SCDOT Federal Aid Preservation in Greenwood County - US 178				
Preservation				
	2019-03-18	Engineering & Architectural Services	DAVIS & FLOYD INC	824.28
	2019-03-25	Payment to Road & Bridge Contractors	HUDSON CONSTRUCTION COMPANY	230,750.36
	2019-04-17	Engineering & Architectural Services	DAVIS & FLOYD INC	738.24
	2019-05-07	Payment to Road & Bridge Contractors	HUDSON CONSTRUCTION COMPANY	15,852.50
	2019-05-08	Payment to Road & Bridge Contractors	HUDSON CONSTRUCTION COMPANY	309,720.54
	2019-06-07	Payment to Road & Bridge Contractors	HUDSON CONSTRUCTION COMPANY	24,560.68
	2019-08-19	Payment to Road & Bridge Contractors	HUDSON CONSTRUCTION COMPANY	14,245.50
P036902 Total				596,692.10

New Gas Tax Trust Fund Check Register

Vendor & Contractor Payments through October 31, 2019

County & Project Description	Posting Date	Expense Description	Vendor	Amount
P036800				
2018 Non-NHS Primary Preservation Program				
SCDOT Federal Aid Preservation in Greenwood County - SC 254				
Preservation				
	2019-03-25	Payment to Road & Bridge Contractors	HUDSON CONSTRUCTION COMPANY	33,394.11
	2019-05-07	Payment to Road & Bridge Contractors	HUDSON CONSTRUCTION COMPANY	13,857.14
	2019-05-08	Payment to Road & Bridge Contractors	HUDSON CONSTRUCTION COMPANY	5,314.96
	2019-06-07	Payment to Road & Bridge Contractors	HUDSON CONSTRUCTION COMPANY	40,690.84
	2019-06-30	Payment to Road & Bridge Contractors	HUDSON CONSTRUCTION COMPANY	39.60
	2019-08-19	Payment to Road & Bridge Contractors	HUDSON CONSTRUCTION COMPANY	4,771.85
P036800 Total				98,068.50
P037727				
2019 Non-Interstate NHS Pavement Improvement Program				
Preservation in Greenwood County - US 178, US 25				
Preservation				
	2019-05-14	Payment to Road & Bridge Contractors	REMAC ASPHALT MAINTENANCE INC	50,330.40
	2019-05-31	Payment to Road & Bridge Contractors	REMAC ASPHALT MAINTENANCE INC	20,821.40
	2019-09-03	Engineering & Architectural Services	DAVIS & FLOYD INC	2,503.31
P037727 Total				73,655.11
P037728				
2019 Non-NHS Primary Pavement Improvement Program				
Preservation in Greenwood County - SC 248				
Preservation				
	2019-05-14	Payment to Road & Bridge Contractors	REMAC ASPHALT MAINTENANCE INC	1,875.00
	2019-05-31	Payment to Road & Bridge Contractors	REMAC ASPHALT MAINTENANCE INC	15,984.20
P037728 Total				17,859.20
P037730				
2019 FA Secondaries Pavement Improvement Program				
Preservation in Greenwood County - S- 101, S- 131, S- 188, S- 271, S- 495, S- 50, S- 58, S- 97				
Preservation				
	2019-05-14	Payment to Road & Bridge Contractors	REMAC ASPHALT MAINTENANCE INC	8,574.80
	2019-05-31	Payment to Road & Bridge Contractors	REMAC ASPHALT MAINTENANCE INC	53,097.20
P037730 Total				61,672.00
P037500				
2019 Non-FA Secondary Pavement Improvement Program				
Reconstruction in Greenwood County - S- 207, S- 545, S- 546, S- 588, S- 597, S- 750, S- 750 SPR, S- 86				
Reconstruction				
	2019-06-19	Highway Maintenance Contracts	SATTERFIELD CONSTRUCTION CO INC	5,350.00
	2019-06-30	Highway Maintenance Contracts	SATTERFIELD CONSTRUCTION CO INC	3,425.00
	2019-08-19	Highway Maintenance Contracts	SATTERFIELD CONSTRUCTION CO INC	1,075.20
	2019-10-16	Highway Maintenance Contracts	SATTERFIELD CONSTRUCTION CO INC	10,500.91
P037500 Total				20,351.11
P037497				
2019 Non- Interstate NHS Pavement Improvement Program				
Rehabilitation in Greenwood County - US 221				
Rehabilitation				
	2019-06-19	Payment to Road & Bridge Contractors	SATTERFIELD CONSTRUCTION CO INC	52,814.74
	2019-06-30	Payment to Road & Bridge Contractors	SATTERFIELD CONSTRUCTION CO INC	243,356.23
	2019-08-19	Payment to Road & Bridge Contractors	SATTERFIELD CONSTRUCTION CO INC	2,268.00
	2019-10-16	Payment to Road & Bridge Contractors	SATTERFIELD CONSTRUCTION CO INC	7,000.00
P037497 Total				305,438.97

New Gas Tax Trust Fund Check Register

Vendor & Contractor Payments through October 31, 2019

County & Project Description	Posting Date	Expense Description	Vendor	Amount
P037498				
2019 Non- NHS Primary Pavement Improvement Program				
Reconstruction in Greenwood County - SC 185				
Reconstruction				
	2019-06-19	Payment to Road & Bridge Contractors	SATTERFIELD CONSTRUCTION CO INC	17,833.33
	2019-06-30	Payment to Road & Bridge Contractors	SATTERFIELD CONSTRUCTION CO INC	11,416.67
	2019-08-19	Payment to Road & Bridge Contractors	SATTERFIELD CONSTRUCTION CO INC	1,484.00
	2019-09-16	Payment to Road & Bridge Contractors	SATTERFIELD CONSTRUCTION CO INC	205,545.90
	2019-10-16	Payment to Road & Bridge Contractors	SATTERFIELD CONSTRUCTION CO INC	1,256,942.32
P037498 Total				1,493,222.22
P037499				
2019 FA Secondary Pavement Improvement Program				
Reconstruction in Greenwood County - S- 39				
Reconstruction				
	2019-06-19	Payment to Road & Bridge Contractors	SATTERFIELD CONSTRUCTION CO INC	17,833.33
	2019-06-30	Payment to Road & Bridge Contractors	SATTERFIELD CONSTRUCTION CO INC	11,416.67
	2019-08-19	Payment to Road & Bridge Contractors	SATTERFIELD CONSTRUCTION CO INC	2,814.00
	2019-10-16	Payment to Road & Bridge Contractors	SATTERFIELD CONSTRUCTION CO INC	7,000.00
P037499 Total				39,064.00
P037821				
2019 FA Secondaries Pavement Improvement Programs				
Preservation in Greenwood County - S- 58				
Preservation				
	2019-08-22	Payment to Road & Bridge Contractors	SATTERFIELD CONSTRUCTION CO INC	115,271.95
	2019-09-12	Payment to Road & Bridge Contractors	SATTERFIELD CONSTRUCTION CO INC	18,166.67
	2019-10-17	Payment to Road & Bridge Contractors	SATTERFIELD CONSTRUCTION CO INC	8,580.57
P037821 Total				142,019.19
P037831				
2019 Non- Interstate NHS Pavement Improvement Program				
Preservation in Greenwood County - US 25 BUS				
Preservation				
	2019-08-22	Payment to Road & Bridge Contractors	SATTERFIELD CONSTRUCTION CO INC	79,404.60
	2019-09-12	Payment to Road & Bridge Contractors	SATTERFIELD CONSTRUCTION CO INC	667,078.25
	2019-10-17	Payment to Road & Bridge Contractors	SATTERFIELD CONSTRUCTION CO INC	53,764.42
P037831 Total				800,247.27
Greenwood Total				8,728,296.24

New Gas Tax Trust Fund Check Register

Vendor & Contractor Payments through October 31, 2019

County & Project Description	Posting Date	Expense Description	Vendor	Amount
Greenwood, Laurens				
P037083				
US 221 Safety Improvements in Laurens and Greenwood Counties				
Safety Improvements from near S-246 (Highway 246 S.) to near SC 39 (Highway 39) - US 221				
Safety Improvement				
	2018-05-14	Printing, Binding, Advertising	ADVERTISER PRINTING CO INC	132.00
	2018-06-11	Engineering & Architectural Services	INDEPENDENT MAPPING CONSULTANTS INC	19,836.89
	2018-07-20	Engineering & Architectural Services	GPI GEOSPATIAL INC	3,207.07
	2018-07-26	Engineering & Architectural Services	GPI GEOSPATIAL INC	5,383.21
	2018-09-19	Engineering & Architectural Services	GPI GEOSPATIAL INC	13,804.34
	2018-10-18	Engineering & Architectural Services	GPI GEOSPATIAL INC	6,210.69
	2019-01-09	Engineering & Architectural Services	GPI GEOSPATIAL INC	68,097.67
	2019-03-19	Engineering & Architectural Services	GPI GEOSPATIAL INC	28,491.22
	2019-04-25	Engineering & Architectural Services	GPI GEOSPATIAL INC	17,480.64
	2019-07-16	Engineering & Architectural Services	GPI GEOSPATIAL INC	1,391.93
P037083 Total				164,035.66
P037236				
US 25 Improvements in Greenwood/Laurens Counties				
Safety Improvements from US 25 BUS to S-24-160 - US 25				
Safety Improvement				
	2019-04-11	Payment to Road & Bridge Contractors	SATTERFIELD CONSTRUCTION CO INC	99,272.00
	2019-05-16	Payment to Road & Bridge Contractors	SATTERFIELD CONSTRUCTION CO INC	159,756.50
	2019-06-14	Engineering & Architectural Services	DAVIS & FLOYD INC	662.65
	2019-08-13	Payment to Road & Bridge Contractors	SATTERFIELD CONSTRUCTION CO INC	57,175.50
	2019-08-15	Engineering & Architectural Services	DAVIS & FLOYD INC	1,847.84
	2019-09-03	Engineering & Architectural Services	DAVIS & FLOYD INC	3,534.32
	2019-09-17	Payment to Road & Bridge Contractors	SATTERFIELD CONSTRUCTION CO INC	1,134.00
P037236 Total				323,382.81
Greenwood, Laurens Total				487,418.47

New Gas Tax Trust Fund Check Register

Vendor & Contractor Payments through October 31, 2019

County & Project Description	Posting Date	Expense Description	Vendor	Amount
Hampton				
P037000				
2018 Federal Aid Secondary Program				
Federal Aid Secondary Preservation in Hampton County - S- 83				
Preservation				
	2018-11-07	Engineering & Architectural Services	F&ME CONSULTANTS INC	233.16
	2018-11-28	Engineering & Architectural Services	F&ME CONSULTANTS INC	158.34
	2019-02-20	Payment to Road & Bridge Contractors	SLURRY PAVERS INC	10,984.65
	2019-03-01	Engineering & Architectural Services	F&ME CONSULTANTS INC	387.36
	2019-03-04	Engineering & Architectural Services	F&ME CONSULTANTS INC	1,207.83
	2019-04-08	Engineering & Architectural Services	F&ME CONSULTANTS INC	1,174.24
	2019-04-11	Payment to Road & Bridge Contractors	SLURRY PAVERS INC	17,321.44
	2019-04-19	Payment to Road & Bridge Contractors	SLURRY PAVERS INC	43,592.76
	2019-05-07	Engineering & Architectural Services	F&ME CONSULTANTS INC	3,027.35
	2019-05-28	Engineering & Architectural Services	F&ME CONSULTANTS INC	840.51
	2019-06-21	Engineering & Architectural Services	F&ME CONSULTANTS INC	679.25
	2019-07-17	Engineering & Architectural Services	F&ME CONSULTANTS INC	105.69
	2019-10-16	Payment to Road & Bridge Contractors	SLURRY PAVERS INC	5,418.76
P037000 Total				85,131.34
P036765				
2018 Non-Interstate NHS Primary Program (Hampton US 321)				
Non-Interstate NHS Primary Rehabilitation in Hampton County - US 321				
Rehabilitation				
	2018-11-07	Engineering & Architectural Services	F&ME CONSULTANTS INC	396.89
	2018-11-28	Engineering & Architectural Services	F&ME CONSULTANTS INC	316.69
	2018-12-04	Engineering & Architectural Services	F&ME CONSULTANTS INC	915.81
	2019-01-10	Payment to Road & Bridge Contractors	THE LANE CONSTRUCTION CORPORATION	34,284.32
	2019-01-18	Engineering & Architectural Services	F&ME CONSULTANTS INC	181.94
	2019-02-05	Payment to Road & Bridge Contractors	EUROVIA ATLANTIC COAST LLC	29,166.13
	2019-03-01	Engineering & Architectural Services	F&ME CONSULTANTS INC	677.92
	2019-03-04	Engineering & Architectural Services	F&ME CONSULTANTS INC	2,088.70
	2019-04-08	Engineering & Architectural Services	F&ME CONSULTANTS INC	1,489.13
	2019-05-07	Engineering & Architectural Services	F&ME CONSULTANTS INC	568.20
	2019-05-23	Payment to Road & Bridge Contractors	EUROVIA ATLANTIC COAST LLC	7,018.18
	2019-05-28	Engineering & Architectural Services	F&ME CONSULTANTS INC	650.34
	2019-06-21	Engineering & Architectural Services	F&ME CONSULTANTS INC	619.84
	2019-07-17	Engineering & Architectural Services	F&ME CONSULTANTS INC	831.79
	2019-08-12	Payment to Road & Bridge Contractors	EUROVIA ATLANTIC COAST LLC	136,219.66
	2019-08-14	Engineering & Architectural Services	F&ME CONSULTANTS INC	1,693.48
	2019-08-21	Engineering & Architectural Services	CIVIL ENGINEERING CONSULTING SERVIC	1,167.63
	2019-08-22	Payment to Road & Bridge Contractors	EUROVIA ATLANTIC COAST LLC	985,938.66
	2019-08-26	Engineering & Architectural Services	F&ME CONSULTANTS INC	8,030.96
	2019-09-16	Engineering & Architectural Services	CIVIL ENGINEERING CONSULTING SERVIC	5,088.84
	2019-09-25	Engineering & Architectural Services	F&ME CONSULTANTS INC	25,110.38
	2019-10-01	Payment to Road & Bridge Contractors	EUROVIA ATLANTIC COAST LLC	914,776.25
	2019-10-30	Payment to Road & Bridge Contractors	EUROVIA ATLANTIC COAST LLC	18,256.59
P036765 Total				2,175,488.33

New Gas Tax Trust Fund Check Register

Vendor & Contractor Payments through October 31, 2019

County & Project Description	Posting Date	Expense Description	Vendor	Amount
P036795				
2018 Federal Aid Secondary Program				
Federal Aid Secondary Rehabilitation in Hampton County - S- 1, S- 13				
Rehabilitation				
	2018-11-07	Engineering & Architectural Services	F&ME CONSULTANTS INC	396.89
	2018-11-28	Engineering & Architectural Services	F&ME CONSULTANTS INC	316.69
	2018-12-04	Engineering & Architectural Services	F&ME CONSULTANTS INC	289.59
	2019-01-10	Payment to Road & Bridge Contractors	THE LANE CONSTRUCTION CORPORATION	34,284.32
	2019-01-18	Engineering & Architectural Services	F&ME CONSULTANTS INC	278.18
	2019-02-05	Payment to Road & Bridge Contractors	EUROVIA ATLANTIC COAST LLC	29,166.13
	2019-03-01	Engineering & Architectural Services	F&ME CONSULTANTS INC	156.12
	2019-03-04	Engineering & Architectural Services	F&ME CONSULTANTS INC	1,744.43
	2019-03-21	Payment to Road & Bridge Contractors	EUROVIA ATLANTIC COAST LLC	2,000.00
	2019-04-08	Engineering & Architectural Services	F&ME CONSULTANTS INC	627.12
	2019-05-07	Engineering & Architectural Services	F&ME CONSULTANTS INC	4,111.25
	2019-05-23	Payment to Road & Bridge Contractors	EUROVIA ATLANTIC COAST LLC	127,770.15
	2019-05-28	Engineering & Architectural Services	F&ME CONSULTANTS INC	842.84
	2019-06-21	Engineering & Architectural Services	F&ME CONSULTANTS INC	541.75
	2019-06-21	Engineering & Architectural Services	CIVIL ENGINEERING CONSULTING SERVIC	453.46
	2019-06-30	Payment to Road & Bridge Contractors	EUROVIA ATLANTIC COAST LLC	40,481.10
	2019-07-17	Engineering & Architectural Services	F&ME CONSULTANTS INC	10,070.99
	2019-07-24	Engineering & Architectural Services	CIVIL ENGINEERING CONSULTING SERVIC	2,681.58
	2019-08-12	Payment to Road & Bridge Contractors	EUROVIA ATLANTIC COAST LLC	312,329.92
	2019-08-14	Engineering & Architectural Services	F&ME CONSULTANTS INC	1,497.71
	2019-08-22	Payment to Road & Bridge Contractors	EUROVIA ATLANTIC COAST LLC	7,252.38
	2019-08-26	Engineering & Architectural Services	F&ME CONSULTANTS INC	832.74
	2019-09-25	Engineering & Architectural Services	F&ME CONSULTANTS INC	4,564.35
	2019-10-01	Payment to Road & Bridge Contractors	EUROVIA ATLANTIC COAST LLC	13,509.50
	2019-10-30	Payment to Road & Bridge Contractors	EUROVIA ATLANTIC COAST LLC	5,846.59
P036795 Total				602,045.78

New Gas Tax Trust Fund Check Register

Vendor & Contractor Payments through October 31, 2019

County & Project Description	Posting Date	Expense Description	Vendor	Amount
P036801				
2018 Non-Interstate NHS Primary Program (Hampton US 321)				
Non-Interstate NHS Primary Rehabilitation in Hampton County - US 321				
Rehabilitation				
	2018-11-07	Engineering & Architectural Services	F&ME CONSULTANTS INC	396.89
	2018-11-28	Engineering & Architectural Services	F&ME CONSULTANTS INC	316.69
	2018-12-04	Engineering & Architectural Services	F&ME CONSULTANTS INC	78.61
	2019-01-10	Payment to Road & Bridge Contractors	THE LANE CONSTRUCTION CORPORATION	34,284.31
	2019-01-18	Engineering & Architectural Services	F&ME CONSULTANTS INC	815.09
	2019-02-05	Payment to Road & Bridge Contractors	EUROVIA ATLANTIC COAST LLC	29,166.13
	2019-03-01	Engineering & Architectural Services	F&ME CONSULTANTS INC	1,063.41
	2019-03-04	Engineering & Architectural Services	F&ME CONSULTANTS INC	1,388.28
	2019-03-21	Payment to Road & Bridge Contractors	EUROVIA ATLANTIC COAST LLC	1,460.00
	2019-04-08	Engineering & Architectural Services	F&ME CONSULTANTS INC	1,572.34
	2019-05-07	Engineering & Architectural Services	F&ME CONSULTANTS INC	844.01
	2019-05-23	Payment to Road & Bridge Contractors	EUROVIA ATLANTIC COAST LLC	7,018.18
	2019-05-28	Engineering & Architectural Services	F&ME CONSULTANTS INC	781.51
	2019-06-21	Engineering & Architectural Services	F&ME CONSULTANTS INC	652.79
	2019-07-17	Engineering & Architectural Services	F&ME CONSULTANTS INC	831.79
	2019-08-12	Payment to Road & Bridge Contractors	EUROVIA ATLANTIC COAST LLC	32,348.79
	2019-08-14	Engineering & Architectural Services	F&ME CONSULTANTS INC	1,222.16
	2019-08-21	Engineering & Architectural Services	CIVIL ENGINEERING CONSULTING SERVIC	2,556.22
	2019-08-22	Payment to Road & Bridge Contractors	EUROVIA ATLANTIC COAST LLC	528,840.00
	2019-08-26	Engineering & Architectural Services	F&ME CONSULTANTS INC	6,148.95
	2019-09-25	Engineering & Architectural Services	F&ME CONSULTANTS INC	2,113.10
	2019-10-01	Payment to Road & Bridge Contractors	EUROVIA ATLANTIC COAST LLC	9,912.00
	2019-10-30	Payment to Road & Bridge Contractors	EUROVIA ATLANTIC COAST LLC	7,733.59
P036801 Total				671,544.84
P036967				
2018 Non-NHS Primary Program				
Non-NHS Primary Preservation in Hampton County - SC 3, SC 63				
Preservation				
	2018-11-07	Engineering & Architectural Services	F&ME CONSULTANTS INC	233.16
	2018-11-28	Engineering & Architectural Services	F&ME CONSULTANTS INC	920.02
	2019-02-20	Payment to Road & Bridge Contractors	SLURRY PAVERS INC	10,984.65
	2019-03-01	Engineering & Architectural Services	F&ME CONSULTANTS INC	1,471.98
	2019-03-04	Engineering & Architectural Services	F&ME CONSULTANTS INC	2,104.00
	2019-04-08	Engineering & Architectural Services	F&ME CONSULTANTS INC	4,593.88
	2019-04-11	Payment to Road & Bridge Contractors	SLURRY PAVERS INC	95,807.14
	2019-04-19	Payment to Road & Bridge Contractors	SLURRY PAVERS INC	125,886.60
	2019-05-07	Engineering & Architectural Services	F&ME CONSULTANTS INC	8,573.77
	2019-05-28	Engineering & Architectural Services	F&ME CONSULTANTS INC	760.01
	2019-06-21	Engineering & Architectural Services	F&ME CONSULTANTS INC	1,058.37
	2019-07-17	Engineering & Architectural Services	F&ME CONSULTANTS INC	105.69
	2019-07-18	Payment to Road & Bridge Contractors	SLURRY PAVERS INC	6,637.46
	2019-10-16	Payment to Road & Bridge Contractors	SLURRY PAVERS INC	29,148.56
P036967 Total				288,285.29

New Gas Tax Trust Fund Check Register

Vendor & Contractor Payments through October 31, 2019

County & Project Description	Posting Date	Expense Description	Vendor	Amount
P037332				
2019 Non-NHS Primary Pavement Improvement Program				
Rehabilitation in Hampton County - US 321				
Rehabilitation				
	2019-02-28	Engineering & Architectural Services	CDM SMITH INC	905.94
	2019-03-19	Payment to Road & Bridge Contractors	CR JACKSON INC	52,537.07
	2019-04-12	Payment to Road & Bridge Contractors	CR JACKSON INC	13,138.46
	2019-04-18	Engineering & Architectural Services	CDM SMITH INC	368.18
	2019-04-23	Engineering & Architectural Services	CDM SMITH INC	515.59
	2019-06-12	Payment to Road & Bridge Contractors	CR JACKSON INC	8,744.61
	2019-06-14	Engineering & Architectural Services	CDM SMITH INC	260.00
	2019-06-30	Payment to Road & Bridge Contractors	CR JACKSON INC	5,384.61
P037332 Total				81,854.46
P037333				
2019 FA Secondary Pavement Improvement Program				
Rehabilitation in Hampton County - S- 50				
Rehabilitation				
	2019-02-28	Engineering & Architectural Services	CDM SMITH INC	685.00
	2019-03-19	Payment to Road & Bridge Contractors	CR JACKSON INC	39,887.06
	2019-04-12	Payment to Road & Bridge Contractors	CR JACKSON INC	12,518.46
	2019-04-18	Engineering & Architectural Services	CDM SMITH INC	1,051.21
	2019-06-12	Payment to Road & Bridge Contractors	CR JACKSON INC	5,384.61
	2019-06-14	Engineering & Architectural Services	CDM SMITH INC	597.97
	2019-06-30	Payment to Road & Bridge Contractors	CR JACKSON INC	5,384.61
	2019-10-09	Payment to Road & Bridge Contractors	CR JACKSON INC	203,990.25
P037333 Total				269,499.17
P037335				
2019 Non-FA Secondary Pavement Improvement Program				
Rehabilitation in Hampton County - S- 107, S- 110, S- 30, S- 39, S- 79				
Rehabilitation				
	2019-02-28	Engineering & Architectural Services	CDM SMITH INC	535.78
	2019-03-19	Highway Maintenance Contracts	CR JACKSON INC	8,076.92
	2019-04-12	Highway Maintenance Contracts	CR JACKSON INC	6,047.49
	2019-04-18	Engineering & Architectural Services	CDM SMITH INC	707.44
	2019-06-12	Highway Maintenance Contracts	CR JACKSON INC	11,849.97
	2019-06-14	Engineering & Architectural Services	CDM SMITH INC	2,041.42
	2019-06-30	Highway Maintenance Contracts	CR JACKSON INC	22,608.77
	2019-07-23	Engineering & Architectural Services	CDM SMITH INC	222.54
	2019-08-21	Engineering & Architectural Services	CDM SMITH INC	103.80
	2019-08-21	Engineering & Architectural Services	CIVIL ENGINEERING CONSULTING SERVIC	200.58
	2019-09-10	Highway Maintenance Contracts	CR JACKSON INC	2,362.66
	2019-09-16	Engineering & Architectural Services	CDM SMITH INC	519.15
	2019-09-16	Engineering & Architectural Services	CIVIL ENGINEERING CONSULTING SERVIC	75.74
	2019-10-09	Highway Maintenance Contracts	CR JACKSON INC	9,481.81
	2019-10-21	Engineering & Architectural Services	CIVIL ENGINEERING CONSULTING SERVIC	880.45
P037335 Total				65,714.52
P038366				
US 321 Safety Improvements in Hampton County				
RRSP Safety Improvements from near Jasper/Hampton County Line near L-173 (Sprayfield Rd.) - US 321				
Safety Improvement				
	2019-05-09	Engineering & Architectural Services	ATLANTIC GROUP LLC	36,008.98
	2019-08-09	Engineering & Architectural Services	ATLANTIC GROUP LLC	130,628.72
P038366 Total				166,637.70

New Gas Tax Trust Fund Check Register

Vendor & Contractor Payments through October 31, 2019

County & Project Description	Posting Date	Expense Description	Vendor	Amount
P036999				
2018 Non-NHS Primary Program				
Non-NHS Primary Preservation in Hampton County - US 278				
Preservation				
	2019-05-15	Payment to Road & Bridge Contractors	BRIGGS BROTHERS ENTERPRISES CORP	8,640.00
	2019-06-05	Payment to Road & Bridge Contractors	BRIGGS BROTHERS ENTERPRISES CORP	33,622.50
	2019-06-14	Engineering & Architectural Services	CDM SMITH INC	2,948.11
P036999 Total				45,210.61
P038073				
2019 FA Secondary Preservation Program				
SCDOT Preservation in Hampton County - S- 510				
Preservation				
	2019-09-16	Engineering & Architectural Services	CDM SMITH INC	222.54
P038073 Total				222.54
P038075				
2019 Non-NHS Primary Preservation Program				
SCDOT Preservation in Hampton County - SC 119, SC 68				
Preservation				
	2019-09-16	Engineering & Architectural Services	CDM SMITH INC	420.17
P038075 Total				420.17
Hampton Total				4,452,054.75

New Gas Tax Trust Fund Check Register

Vendor & Contractor Payments through October 31, 2019

County & Project Description	Posting Date	Expense Description	Vendor	Amount
Horry				
P037075				
US 701 Safety Improvements in Horry County				
Safety Improvements from the Georgetown/Horry County Line to near L-435 (Copperhead Rd.) - US 701				
Safety Improvement				
	2018-04-13	Printing, Binding, Advertising	THE HORRY INDEPENDENT	49.50
	2018-05-14	Printing, Binding, Advertising	WACCAMAW PUBLISHERS	49.50
	2018-06-06	Engineering & Architectural Services	MA ENGINEERING CONSULTANTS INC	16,181.24
	2018-06-30	Engineering & Architectural Services	MA ENGINEERING CONSULTANTS INC	6,972.72
	2018-07-26	Engineering & Architectural Services	MA ENGINEERING CONSULTANTS INC	10,520.58
	2018-08-20	Printing, Binding, Advertising	THE SUN NEWS	146.89
	2018-08-29	Engineering & Architectural Services	MA ENGINEERING CONSULTANTS INC	(10,520.58)
	2018-10-04	Engineering & Architectural Services	MA ENGINEERING CONSULTANTS INC	19,886.20
	2018-10-08	Printing, Binding, Advertising	THE SUN NEWS	155.45
	2018-10-18	Engineering & Architectural Services	MA ENGINEERING CONSULTANTS INC	20,677.50
	2018-11-15	Engineering & Architectural Services	MA ENGINEERING CONSULTANTS INC	7,363.27
	2018-12-12	Engineering & Architectural Services	MA ENGINEERING CONSULTANTS INC	9,810.54
	2019-01-14	Engineering & Architectural Services	MA ENGINEERING CONSULTANTS INC	14,106.61
	2019-02-11	Engineering & Architectural Services	MA ENGINEERING CONSULTANTS INC	7,542.23
	2019-04-12	Engineering & Architectural Services	MA ENGINEERING CONSULTANTS INC	10,000.00
	2019-05-13	Engineering & Architectural Services	KIMLEY HORN AND ASSOCIATES INC	61,071.96
	2019-07-15	Engineering & Architectural Services	KIMLEY HORN AND ASSOCIATES INC	8,412.50
	2019-07-31	Engineering & Architectural Services	KIMLEY HORN AND ASSOCIATES INC	9,737.10
	2019-08-13	Engineering & Architectural Services	KIMLEY HORN AND ASSOCIATES INC	5,042.31
	2019-10-09	Engineering & Architectural Services	KIMLEY HORN AND ASSOCIATES INC	2,604.64
P037075 Total				199,810.16
P037084				
SC 90 Safety Improvements in Horry County				
Safety Improvements from near SC 22 (Highway 22) to near SC 31 Connector (Robert Edge Pkwy.) - SC 90				
Safety Improvement				
	2018-05-14	Printing, Binding, Advertising	NORTH MYRTLE BEACH TIMES	96.00
	2018-06-06	Engineering & Architectural Services	MA ENGINEERING CONSULTANTS INC	11,468.25
	2018-06-30	Engineering & Architectural Services	MA ENGINEERING CONSULTANTS INC	4,941.83
	2018-07-26	Engineering & Architectural Services	MA ENGINEERING CONSULTANTS INC	7,456.33
	2018-08-20	Printing, Binding, Advertising	THE SUN NEWS	142.54
	2018-08-29	Engineering & Architectural Services	MA ENGINEERING CONSULTANTS INC	(7,456.33)
	2018-10-04	Engineering & Architectural Services	MA ENGINEERING CONSULTANTS INC	14,094.10
	2018-10-08	Printing, Binding, Advertising	THE SUN NEWS	151.10
	2018-10-18	Engineering & Architectural Services	MA ENGINEERING CONSULTANTS INC	14,654.94
	2018-11-15	Engineering & Architectural Services	MA ENGINEERING CONSULTANTS INC	5,218.63
	2018-12-12	Engineering & Architectural Services	MA ENGINEERING CONSULTANTS INC	6,953.10
	2019-01-14	Engineering & Architectural Services	MA ENGINEERING CONSULTANTS INC	9,997.89
	2019-02-11	Engineering & Architectural Services	MA ENGINEERING CONSULTANTS INC	5,345.47
	2019-04-12	Engineering & Architectural Services	MA ENGINEERING CONSULTANTS INC	30,000.00
P037084 Total				103,063.85

New Gas Tax Trust Fund Check Register

Vendor & Contractor Payments through October 31, 2019

County & Project Description	Posting Date	Expense Description	Vendor	Amount
P037142				
SC 9 Safety Improvements in Horry County				
Safety Improvements from MP 20.0 to MP 30.0 - SC 9				
Safety Improvement				
	2019-03-19	Payment to Road & Bridge Contractors	SOUTHERN ASPHALT INC	1,093,271.38
	2019-05-07	Payment to Road & Bridge Contractors	SOUTHERN ASPHALT INC	655,041.70
	2019-05-17	Payment to Road & Bridge Contractors	SOUTHERN ASPHALT INC	583,546.22
	2019-06-21	Payment to Road & Bridge Contractors	SOUTHERN ASPHALT INC	1,928,700.05
	2019-06-30	Payment to Road & Bridge Contractors	SOUTHERN ASPHALT INC	665,436.89
	2019-08-23	Payment to Road & Bridge Contractors	SOUTHERN ASPHALT INC	242,274.04
	2019-09-20	Payment to Road & Bridge Contractors	SOUTHERN ASPHALT INC	12,287.00
	2019-10-22	Payment to Road & Bridge Contractors	SOUTHERN ASPHALT INC	1,289.24
P037142 Total				5,181,846.52
P033634				
2018 Non-NHS Primary Program				
Non-NHS Primary Preservation in Horry County - SC 905, US 701, US 701 BYP				
Preservation				
	2018-11-08	Engineering & Architectural Services	RS&H, INC.	2,608.30
	2018-11-26	Engineering & Architectural Services	RS&H, INC.	5,274.88
	2019-02-12	Payment to Road & Bridge Contractors	CR JACKSON INC	4,032.75
	2019-03-15	Payment to Road & Bridge Contractors	CR JACKSON INC	26,341.67
	2019-03-22	Engineering & Architectural Services	RS&H, INC.	1,318.72
	2019-04-17	Payment to Road & Bridge Contractors	CR JACKSON INC	441,448.20
	2019-05-21	Payment to Road & Bridge Contractors	CR JACKSON INC	51,162.20
	2019-05-30	Engineering & Architectural Services	RS&H, INC.	6,621.76
	2019-06-24	Payment to Road & Bridge Contractors	CR JACKSON INC	725,180.12
	2019-07-15	Engineering & Architectural Services	RS&H, INC.	23,298.19
	2019-07-18	Payment to Road & Bridge Contractors	CR JACKSON INC	66,858.32
	2019-08-15	Engineering & Architectural Services	RS&H, INC.	8,182.69
	2019-08-19	Payment to Road & Bridge Contractors	CR JACKSON INC	63,148.63
	2019-09-11	Engineering & Architectural Services	RS&H, INC.	2,885.19
	2019-10-21	Engineering & Architectural Services	RS&H, INC.	804.08
	2019-10-23	Payment to Road & Bridge Contractors	CR JACKSON INC	10.34
P033634 Total				1,429,176.04
P033626				
2018 Non-Interstate NHS Primary Program				
Non-Interstate NHS Primary Preservation in Horry County - SC 9				
Preservation				
	2019-01-10	Engineering & Architectural Services	RS&H, INC.	659.36
	2019-02-12	Payment to Road & Bridge Contractors	CR JACKSON INC	1,852.50
	2019-03-15	Payment to Road & Bridge Contractors	CR JACKSON INC	26,341.68
	2019-04-17	Payment to Road & Bridge Contractors	CR JACKSON INC	722,220.10
	2019-05-21	Payment to Road & Bridge Contractors	CR JACKSON INC	105,564.55
	2019-05-30	Engineering & Architectural Services	RS&H, INC.	14,374.05
	2019-06-24	Payment to Road & Bridge Contractors	CR JACKSON INC	1,750.00
	2019-07-15	Engineering & Architectural Services	RS&H, INC.	6,593.63
	2019-07-18	Payment to Road & Bridge Contractors	Payment to Road and Bridge Contractors:	(1,608.75)
	2019-08-19	Payment to Road & Bridge Contractors	CR JACKSON INC	74,562.87
	2019-09-11	Engineering & Architectural Services	RS&H, INC.	2,696.01
	2019-10-21	Engineering & Architectural Services	RS&H, INC.	709.49
P033626 Total				955,715.49

New Gas Tax Trust Fund Check Register

Vendor & Contractor Payments through October 31, 2019

County & Project Description	Posting Date	Expense Description	Vendor	Amount
P033642				
2018 Federal Aid Secondary Program				
Federal Aid Secondary Preservation in Horry County - S- 102, S- 32, S- 548				
Preservation				
	2019-01-10	Engineering & Architectural Services	RS&H, INC.	659.36
	2019-02-12	Payment to Road & Bridge Contractors	CR JACKSON INC	2,436.75
	2019-03-15	Payment to Road & Bridge Contractors	CR JACKSON INC	385,522.13
	2019-04-17	Payment to Road & Bridge Contractors	CR JACKSON INC	300,297.12
	2019-05-21	Payment to Road & Bridge Contractors	CR JACKSON INC	36,488.02
	2019-05-29	Engineering & Architectural Services	RS&H, INC.	2,637.44
	2019-05-30	Engineering & Architectural Services	RS&H, INC.	7,810.74
	2019-06-24	Payment to Road & Bridge Contractors	CR JACKSON INC	1,750.00
	2019-07-15	Engineering & Architectural Services	RS&H, INC.	6,380.40
	2019-07-18	Payment to Road & Bridge Contractors	CR JACKSON INC	3,587.04
	2019-08-19	Payment to Road & Bridge Contractors	CR JACKSON INC	35,374.13
	2019-09-11	Engineering & Architectural Services	RS&H, INC.	4,540.65
	2019-09-19	Engineering & Architectural Services	MEAD & HUNT INC	2,213.45
	2019-10-23	Payment to Road & Bridge Contractors	CR JACKSON INC	5,323.85
P033642 Total				795,021.08
P032395				
2018 Non-Interstate NHS Program				
Non-Interstate NHS Rehabilitation in Horry County - SC 9				
Rehabilitation				
	2019-02-12	Payment to Road & Bridge Contractors	SOUTHERN ASPHALT INC	44,303.27
	2019-03-12	Payment to Road & Bridge Contractors	SOUTHERN ASPHALT INC	28,871.60
	2019-04-11	Engineering & Architectural Services	MEAD & HUNT INC	1,221.98
	2019-07-15	Engineering & Architectural Services	MEAD & HUNT INC	141.03
	2019-08-22	Payment to Road & Bridge Contractors	SOUTHERN ASPHALT INC	7,179.43
	2019-09-19	Engineering & Architectural Services	MEAD & HUNT INC	141.07
	2019-10-08	Payment to Road & Bridge Contractors	SOUTHERN ASPHALT INC	3,589.72
	2019-10-30	Engineering & Architectural Services	MEAD & HUNT INC	206.01
P032395 Total				85,654.11
P032404				
2018 Non-NHS Primary Program				
Non-NHS Primary Program in Horry County - SC 410, SC 9 BUS, SC 905				
Rehabilitation				
	2019-02-12	Payment to Road & Bridge Contractors	SOUTHERN ASPHALT INC	44,303.27
	2019-03-12	Payment to Road & Bridge Contractors	SOUTHERN ASPHALT INC	143,296.31
	2019-04-11	Engineering & Architectural Services	MEAD & HUNT INC	3,364.77
	2019-04-12	Payment to Road & Bridge Contractors	SOUTHERN ASPHALT INC	207,514.98
	2019-05-30	Engineering & Architectural Services	RS&H, INC.	494.00
	2019-05-30	Engineering & Architectural Services	MEAD & HUNT INC	3,068.72
	2019-07-15	Engineering & Architectural Services	RS&H, INC.	1,635.22
	2019-07-15	Engineering & Architectural Services	MEAD & HUNT INC	141.04
	2019-08-22	Payment to Road & Bridge Contractors	SOUTHERN ASPHALT INC	390,045.98
	2019-09-17	Payment to Road & Bridge Contractors	SOUTHERN ASPHALT INC	42,812.03
	2019-09-19	Engineering & Architectural Services	MEAD & HUNT INC	8,691.87
	2019-10-08	Payment to Road & Bridge Contractors	SOUTHERN ASPHALT INC	719,909.80
	2019-10-30	Engineering & Architectural Services	MEAD & HUNT INC	3,183.91
P032404 Total				1,568,461.90

New Gas Tax Trust Fund Check Register

Vendor & Contractor Payments through October 31, 2019

County & Project Description	Posting Date	Expense Description	Vendor	Amount
P033583				
2018 Federal Aid Secondary Program				
Federal Aid Secondary Rehabilitation in Horry County - S- 196, S- 559, S- 96, S- 99				
Rehabilitation				
	2019-02-12	Payment to Road & Bridge Contractors	SOUTHERN ASPHALT INC	49,451.24
	2019-03-12	Payment to Road & Bridge Contractors	SOUTHERN ASPHALT INC	55,029.89
	2019-04-11	Engineering & Architectural Services	MEAD & HUNT INC	7,098.40
	2019-04-12	Payment to Road & Bridge Contractors	SOUTHERN ASPHALT INC	30,377.07
	2019-05-30	Engineering & Architectural Services	MEAD & HUNT INC	2,651.75
	2019-06-24	Engineering & Architectural Services	MEAD & HUNT INC	423.34
	2019-07-15	Engineering & Architectural Services	MEAD & HUNT INC	173.54
	2019-08-22	Payment to Road & Bridge Contractors	SOUTHERN ASPHALT INC	445,636.14
	2019-08-28	Engineering & Architectural Services	MEAD & HUNT INC	3,237.25
	2019-09-17	Payment to Road & Bridge Contractors	SOUTHERN ASPHALT INC	163,799.48
	2019-09-19	Engineering & Architectural Services	MEAD & HUNT INC	13,037.99
	2019-10-08	Payment to Road & Bridge Contractors	SOUTHERN ASPHALT INC	14,932.02
	2019-10-30	Engineering & Architectural Services	MEAD & HUNT INC	4,568.55
P033583 Total				790,416.66
P032396				
2018 Non-Interstate NHS Primary Program				
Non-Interstate NHS Primary Rehabilitation in Horry County - US 17, US 501				
Rehabilitation				
	2019-03-22	Payment to Road & Bridge Contractors	BOGGS PAVING INC	250,000.00
	2019-08-23	Payment to Road & Bridge Contractors	BOGGS PAVING INC	875,432.33
	2019-09-27	Payment to Road & Bridge Contractors	BOGGS PAVING INC	2,059,143.26
	2019-10-22	Payment to Road & Bridge Contractors	BOGGS PAVING INC	77,202.10
	2019-10-24	Contractual Agreements with Gov't/Non-Profit Entity	DEPT OF PUBLIC SAFETY	4,495.56
	2019-10-31	Contractual Agreements with Gov't/Non-Profit Entity	DEPT OF PUBLIC SAFETY	406.32
P032396 Total				3,266,679.57
P037425				
2018 Non-Interstate NHS Primary Program				
Non-Interstate NHS Primary Rehabilitation in Horry County - US 17, US 501				
Rehabilitation				
	2019-03-22	Payment to Road & Bridge Contractors	BOGGS PAVING INC	240,000.00
	2019-06-19	Payment to Road & Bridge Contractors	BOGGS PAVING INC	1,531,659.30
	2019-06-30	Payment to Road & Bridge Contractors	BOGGS PAVING INC	2,190,859.07
	2019-08-22	Payment to Road & Bridge Contractors	BOGGS PAVING INC	423,563.71
	2019-09-27	Payment to Road & Bridge Contractors	BOGGS PAVING INC	58,896.52
	2019-10-22	Payment to Road & Bridge Contractors	BOGGS PAVING INC	1,622,164.27
P037425 Total				6,067,142.87
P037934				
2019 Non-FA Secondary Pavement Improvement Program				
SCDOT Preservation in Horry County - S- 548, S- 669				
Preservation				
	2019-07-26	Highway Maintenance Contracts	PALMETTO CORP	4,043.30
2019 Non-FA Secondary Preservation Program				
SCDOT Preservation in Horry County - S- 548, S- 669				
Preservation				
	2019-08-19	Highway Maintenance Contracts	PALMETTO CORP	139,262.86
	2019-09-20	Highway Maintenance Contracts	PALMETTO CORP	7,517.88
	2019-10-22	Highway Maintenance Contracts	PALMETTO CORP	205.20
P037934 Total				151,029.24

New Gas Tax Trust Fund Check Register

Vendor & Contractor Payments through October 31, 2019

County & Project Description	Posting Date	Expense Description	Vendor	Amount
P037931				
2019 Non-Interstate NHS Preservation Program				
SCDOT Preservation in Horry County - SC 31				
Preservation				
	2019-07-26	Payment to Road & Bridge Contractors	PALMETTO CORP	14,200.80
	2019-08-19	Payment to Road & Bridge Contractors	PALMETTO CORP	1,122,167.18
	2019-09-19	Engineering & Architectural Services	MEAD & HUNT INC	7,925.70
	2019-09-20	Payment to Road & Bridge Contractors	PALMETTO CORP	795,511.34
	2019-10-22	Payment to Road & Bridge Contractors	PALMETTO CORP	83,962.12
P037931 Total				2,023,767.14
P037933				
2019 FA Secondary Preservation Program				
SCDOT Preservation in Horry County - S- 57				
Preservation				
	2019-07-26	Payment to Road & Bridge Contractors	PALMETTO CORP	44,443.16
	2019-08-19	Payment to Road & Bridge Contractors	PALMETTO CORP	419,476.32
	2019-08-28	Engineering & Architectural Services	MEAD & HUNT INC	704.90
	2019-09-20	Payment to Road & Bridge Contractors	PALMETTO CORP	92,305.14
	2019-10-22	Payment to Road & Bridge Contractors	PALMETTO CORP	2,016.75
	2019-10-30	Engineering & Architectural Services	MEAD & HUNT INC	9,896.68
P037933 Total				568,842.95
P037556				
2019 Non-FA Secondary Pavement Improvement Program				
Reconstruction/Rehabilitation in Horry County - S- 1250, S- 393, S- 992				
Rehabilitation				
	2019-09-12	Highway Maintenance Contracts	PALMETTO CORP	32,071.43
	2019-10-16	Highway Maintenance Contracts	PALMETTO CORP	40,958.84
P037556 Total				73,030.27
P037553				
2019 Statewide Non-Interstate NHS Pavement Improvement Program				
Reconstruction/Rehabilitation in Horry County - US 17				
Rehabilitation				
	2019-09-12	Payment to Road & Bridge Contractors	PALMETTO CORP	58,333.33
	2019-10-16	Payment to Road & Bridge Contractors	PALMETTO CORP	61,498.33
P037553 Total				119,831.66
P037555				
2019 FA Secondary Pavement Improvement Program				
Reconstruction/Rehabilitation in Horry County - S- 1338, S- 140, S- 263				
Rehabilitation				
	2019-09-12	Payment to Road & Bridge Contractors	PALMETTO CORP	106,904.76
	2019-10-16	Payment to Road & Bridge Contractors	PALMETTO CORP	366,969.97
P037555 Total				473,874.73
P037557				
2019 Non-FA Secondary Pavement Improvement Program				
Reconstruction/Rehabilitation in Horry County - S- 420				
Reconstruction				
	2019-09-12	Payment to Road & Bridge Contractors	PALMETTO CORP	32,071.43
	2019-10-16	Highway Maintenance Contracts	PALMETTO CORP	17,800.37
P037557 Total				49,871.80
Horry Total				23,903,236.04

New Gas Tax Trust Fund Check Register

Vendor & Contractor Payments through October 31, 2019

County & Project Description	Posting Date	Expense Description	Vendor	Amount
Jasper				
P031746				
2017 Statewide NHS Program (Jasper US 321)				
Rehabilitation in Jasper Couty - US 321				
Rehabilitation				
	2018-04-13	Payment to Road & Bridge Contractors	THE LANE CONSTRUCTION CORPORATION	234,830.50
	2018-05-17	Payment to Road & Bridge Contractors	THE LANE CONSTRUCTION CORPORATION	155,508.50
	2018-07-19	Payment to Road & Bridge Contractors	THE LANE CONSTRUCTION CORPORATION	349,638.84
	2018-08-01	Payment to Road & Bridge Contractors	THE LANE CONSTRUCTION CORPORATION	55,782.54
	2018-09-20	Payment to Road & Bridge Contractors	THE LANE CONSTRUCTION CORPORATION	730,655.41
	2018-10-10	Payment to Road & Bridge Contractors	THE LANE CONSTRUCTION CORPORATION	1,066,591.76
	2018-11-08	Payment to Road & Bridge Contractors	THE LANE CONSTRUCTION CORPORATION	1,360,256.50
	2018-12-13	Payment to Road & Bridge Contractors	THE LANE CONSTRUCTION CORPORATION	229,969.30
	2019-06-04	Payment to Road & Bridge Contractors	EUROVIA ATLANTIC COAST LLC	120,745.46
	2019-06-21	Payment to Road & Bridge Contractors	EUROVIA ATLANTIC COAST LLC	53,884.37
P031746 Total				4,357,863.18
P032536				
2018 Non-Interstate NHS Primary Program				
Non-Interstate NHS Primary Rehabilitation in Jasper County - US 278				
Rehabilitation				
	2019-02-08	Payment to Road & Bridge Contractors	EUROVIA ATLANTIC COAST LLC	1,000.00
	2019-04-30	Payment to Road & Bridge Contractors	EUROVIA ATLANTIC COAST LLC	682,097.94
	2019-08-19	Payment to Road & Bridge Contractors	EUROVIA ATLANTIC COAST LLC	1,027,443.12
	2019-09-17	Payment to Road & Bridge Contractors	EUROVIA ATLANTIC COAST LLC	49,235.57
	2019-10-08	Engineering & Architectural Services	CIVIL ENGINEERING CONSULTING	13,336.37
	2019-10-21	Engineering & Architectural Services	CIVIL ENGINEERING CONSULTING	5,162.85
	2019-10-29	Engineering & Architectural Services	CIVIL ENGINEERING CONSULTING	1,926.55
	2019-10-29	Payment to Road & Bridge Contractors	EUROVIA ATLANTIC COAST LLC	72,857.14
P032536 Total				1,853,059.54
P037076				
US 321 Safety Improvements in Jasper County				
Safety Improvements from near US 17 (Whyte Hardee Blvd.) to near the Jasper/Hampton County Line - US 321				
Safety Improvement				
	2018-07-16	Engineering & Architectural Services	QUANTUM SPATIAL INC	2,874.66
	2018-08-22	Engineering & Architectural Services	QUANTUM SPATIAL INC	1,808.21
	2018-11-07	Engineering & Architectural Services	QUANTUM SPATIAL INC	566.80
	2019-02-26	Engineering & Architectural Services	STANTEC CONSULTING SERVICES INC	73,840.20
	2019-04-22	Engineering & Architectural Services	STANTEC CONSULTING SERVICES INC	40,989.38
	2019-05-21	Engineering & Architectural Services	STANTEC CONSULTING SERVICES INC	83,982.24
	2019-06-27	Engineering & Architectural Services	STANTEC CONSULTING SERVICES INC	14,750.09
	2019-07-25	Engineering & Architectural Services	STANTEC CONSULTING SERVICES INC	44,755.72
	2019-08-30	Engineering & Architectural Services	STANTEC CONSULTING SERVICES INC	11,475.09
	2019-10-09	Engineering & Architectural Services	STANTEC CONSULTING SERVICES INC	30,002.97
P037076 Total				305,045.36
P037158				
2018 Non-NHS Primary Preservation Program				
Preservation in Jasper County - Crack Seal - US 17				
Preservation				
	2018-06-26	Highway Maintenance Contracts	REMAC INC	50,838.30
P037158 Total				50,838.30

New Gas Tax Trust Fund Check Register

Vendor & Contractor Payments through October 31, 2019

County & Project Description	Posting Date	Expense Description	Vendor	Amount
P030260				
I-95 SB over Bagshaw Swamp				
Bridge Replacement I-95 over Bagshaw Swamp				
Bridge Replacement				
	2018-08-10	Printing, Binding, Advertising	JASPER CNTY SUN	49.20
	2018-08-14	Printing, Binding, Advertising	JASPER CNTY SUN	48.60
	2018-08-15	Engineering & Architectural Services	INFRASTRUCTURE CONSULTING &	1,800.73
	2018-09-20	Engineering & Architectural Services	INFRASTRUCTURE CONSULTING &	4,247.09
	2018-10-26	Engineering & Architectural Services	INFRASTRUCTURE CONSULTING &	37,582.17
	2018-12-14	Engineering & Architectural Services	INFRASTRUCTURE CONSULTING &	46,056.33
	2019-01-07	Engineering & Architectural Services	INFRASTRUCTURE CONSULTING &	52,364.73
	2019-02-06	Engineering & Architectural Services	INFRASTRUCTURE CONSULTING &	21,757.36
	2019-02-19	Engineering & Architectural Services	INFRASTRUCTURE CONSULTING &	41,797.85
	2019-03-18	Engineering & Architectural Services	INFRASTRUCTURE CONSULTING &	3,095.15
	2019-05-09	Engineering & Architectural Services	INFRASTRUCTURE CONSULTING &	1,649.70
	2019-06-11	Engineering & Architectural Services	INFRASTRUCTURE CONSULTING &	879.84
	2019-06-24	Engineering & Architectural Services	INFRASTRUCTURE CONSULTING &	27,551.36
	2019-09-09	Engineering & Architectural Services	INFRASTRUCTURE CONSULTING &	10,481.28
	2019-10-11	Engineering & Architectural Services	INFRASTRUCTURE CONSULTING &	1,209.78
	2019-10-22	Engineering & Architectural Services	INFRASTRUCTURE CONSULTING &	5,022.69
P030260 Total				255,593.86
P033685				
2018 Federal Aid Secondary Program				
Federal Aid Secondary Rehabilitation in Jasper County - S- 119				
Rehabilitation				
	2018-10-10	Payment to Road & Bridge Contractors	THE LANE CONSTRUCTION CORPORATION	161,577.81
	2018-11-20	Payment to Road & Bridge Contractors	THE LANE CONSTRUCTION CORPORATION	163,231.30
	2018-12-07	Payment to Road & Bridge Contractors	THE LANE CONSTRUCTION CORPORATION	112,849.67
	2019-02-04	Payment to Road & Bridge Contractors	EUROVIA ATLANTIC COAST LLC	12,287.99
	2019-03-19	Payment to Road & Bridge Contractors	EUROVIA ATLANTIC COAST LLC	10,798.19
	2019-08-19	Payment to Road & Bridge Contractors	EUROVIA ATLANTIC COAST LLC	2,500.00
	2019-09-17	Payment to Road & Bridge Contractors	Pmt Rd & Brdg Contr	(249.59)
	2019-10-29	Payment to Road & Bridge Contractors	EUROVIA ATLANTIC COAST LLC	207.59
P033685 Total				463,202.96
P037218				
US 17 Safety Improvements in Jasper County				
Safety Improvements from SC 170 to I-95 - US 17				
Safety Improvement				
	2019-02-05	Payment to Road & Bridge Contractors	PREFERRED MATERIALS INC	545,486.00
	2019-03-08	Payment to Road & Bridge Contractors	PREFERRED MATERIALS INC	1,391,058.38
	2019-03-20	Engineering & Architectural Services	CIVIL ENGINEERING CONSULTING	32,273.38
	2019-04-25	Payment to Road & Bridge Contractors	PREFERRED MATERIALS INC	1,584,563.75
	2019-05-14	Engineering & Architectural Services	CIVIL ENGINEERING CONSULTING	49,015.24
	2019-06-11	Engineering & Architectural Services	CIVIL ENGINEERING CONSULTING	50,722.21
	2019-06-11	Payment to Road & Bridge Contractors	PREFERRED MATERIALS INC	1,882,188.55
	2019-06-26	Payment to Road & Bridge Contractors	PREFERRED MATERIALS INC	1,033,984.71
	2019-06-30	Payment to Road & Bridge Contractors	PREFERRED MATERIALS INC	1,557,762.77
	2019-07-23	Engineering & Architectural Services	CIVIL ENGINEERING CONSULTING	114,584.50
	2019-08-13	Payment to Road & Bridge Contractors	PREFERRED MATERIALS INC	1,598,087.80
	2019-09-10	Payment to Road & Bridge Contractors	PREFERRED MATERIALS INC	277,254.59
	2019-10-08	Engineering & Architectural Services	CIVIL ENGINEERING CONSULTING	33,209.25
	2019-10-10	Payment to Road & Bridge Contractors	PREFERRED MATERIALS INC	139,748.65
	2019-10-21	Engineering & Architectural Services	CIVIL ENGINEERING CONSULTING	26,766.77
	2019-10-29	Engineering & Architectural Services	CIVIL ENGINEERING CONSULTING	18,307.23

New Gas Tax Trust Fund Check Register

Vendor & Contractor Payments through October 31, 2019

County & Project Description	Posting Date	Expense Description	Vendor	Amount
P037218 Total				10,335,013.78
P037064				
2018 Non-NHS Primary Program				
Non-NHS Primary Preservation in Jasper County - SC 462, US 17				
Preservation				
	2019-02-11	Engineering & Architectural Services	CIVIL ENGINEERING CONSULTING	3,615.21
	2019-02-14	Payment to Road & Bridge Contractors	SLURRY PAVERS INC	118,423.18
	2019-03-18	Engineering & Architectural Services	CIVIL ENGINEERING CONSULTING	3,410.43
	2019-03-20	Engineering & Architectural Services	CIVIL ENGINEERING CONSULTING	2,119.46
	2019-03-25	Payment to Road & Bridge Contractors	SLURRY PAVERS INC	66,095.60
	2019-04-22	Payment to Road & Bridge Contractors	SLURRY PAVERS INC	90,081.92
	2019-05-09	Payment to Road & Bridge Contractors	SLURRY PAVERS INC	192,833.60
	2019-05-14	Engineering & Architectural Services	CIVIL ENGINEERING CONSULTING	4,275.59
	2019-06-11	Engineering & Architectural Services	CIVIL ENGINEERING CONSULTING	4,658.30
	2019-07-23	Engineering & Architectural Services	CIVIL ENGINEERING CONSULTING	6,043.11
	2019-08-08	Payment to Road & Bridge Contractors	SLURRY PAVERS INC	119,927.91
	2019-09-20	Payment to Road & Bridge Contractors	SLURRY PAVERS INC	20,468.15
	2019-10-08	Engineering & Architectural Services	CIVIL ENGINEERING CONSULTING	7,865.71
	2019-10-21	Engineering & Architectural Services	CIVIL ENGINEERING CONSULTING	2,533.45
	2019-10-21	Payment to Road & Bridge Contractors	SLURRY PAVERS INC	5,707.47
	2019-10-29	Engineering & Architectural Services	CIVIL ENGINEERING CONSULTING	5,909.21
P037064 Total				653,968.30
P037065				
2018 Non-Interstate NHS Primary Program				
Non-Interstate NHS Primary Preservation in Jasper County - US 17, US 321				
Preservation				
	2019-02-11	Engineering & Architectural Services	CIVIL ENGINEERING CONSULTING	4,286.34
	2019-03-20	Engineering & Architectural Services	CIVIL ENGINEERING CONSULTING	2,119.46
	2019-03-25	Payment to Road & Bridge Contractors	SLURRY PAVERS INC	85,033.85
	2019-04-22	Payment to Road & Bridge Contractors	SLURRY PAVERS INC	62,278.36
	2019-05-09	Payment to Road & Bridge Contractors	SLURRY PAVERS INC	67,734.18
	2019-05-14	Engineering & Architectural Services	CIVIL ENGINEERING CONSULTING	2,119.16
	2019-06-11	Engineering & Architectural Services	CIVIL ENGINEERING CONSULTING	2,889.09
	2019-07-23	Engineering & Architectural Services	CIVIL ENGINEERING CONSULTING	6,043.11
	2019-09-20	Payment to Road & Bridge Contractors	SLURRY PAVERS INC	1,661.06
	2019-10-08	Engineering & Architectural Services	CIVIL ENGINEERING CONSULTING	2,546.83
	2019-10-21	Engineering & Architectural Services	CIVIL ENGINEERING CONSULTING	2,357.20
	2019-10-21	Payment to Road & Bridge Contractors	SLURRY PAVERS INC	4,288.39
	2019-10-29	Engineering & Architectural Services	CIVIL ENGINEERING CONSULTING	527.77
P037065 Total				243,884.80

New Gas Tax Trust Fund Check Register

Vendor & Contractor Payments through October 31, 2019

County & Project Description	Posting Date	Expense Description	Vendor	Amount
P037066				
2018 Federal Aid Secondary Program				
Federal Aid Secondary Preservation in Jasper County - S- 13				
Preservation				
	2019-02-11	Engineering & Architectural Services	CIVIL ENGINEERING CONSULTING	3,615.21
	2019-03-18	Engineering & Architectural Services	CIVIL ENGINEERING CONSULTING	6,203.27
	2019-03-20	Engineering & Architectural Services	CIVIL ENGINEERING CONSULTING	2,119.46
	2019-03-25	Payment to Road & Bridge Contractors	SLURRY PAVERS INC	13,159.73
	2019-04-22	Payment to Road & Bridge Contractors	SLURRY PAVERS INC	60,841.65
	2019-05-09	Payment to Road & Bridge Contractors	SLURRY PAVERS INC	2,329.07
	2019-05-14	Engineering & Architectural Services	CIVIL ENGINEERING CONSULTING	2,827.67
	2019-06-11	Engineering & Architectural Services	CIVIL ENGINEERING CONSULTING	2,889.09
	2019-07-23	Engineering & Architectural Services	CIVIL ENGINEERING CONSULTING	6,043.11
	2019-09-20	Payment to Road & Bridge Contractors	SLURRY PAVERS INC	1,360.21
	2019-10-08	Engineering & Architectural Services	CIVIL ENGINEERING CONSULTING	2,546.83
	2019-10-21	Engineering & Architectural Services	CIVIL ENGINEERING CONSULTING	2,144.95
	2019-10-21	Payment to Road & Bridge Contractors	Pmt Rd & Brdg Contr	(6,197.52)
P037066 Total				99,882.73
P037478				
2019 Non-FA Secondary Pavement Improvement Program				
Reconstruction/Rehabilitation in Jasper County - S- 279, S- 32, S- 45				
Rehabilitation				
	2019-06-30	Highway Maintenance Contracts	EUROVIA ATLANTIC COAST LLC	72.00
	2019-09-30	Payment to Road & Bridge Contractors	EUROVIA ATLANTIC COAST LLC	122,803.15
	2019-10-25	Highway Maintenance Contracts	EUROVIA ATLANTIC COAST LLC	10,895.48
P037478 Total				133,770.63
P037477				
2019 FA Secondary Pavement Improvement Program				
Reconstruction/Rehabilitation in Jasper County - S- 119				
Rehabilitation				
	2019-06-30	Payment to Road & Bridge Contractors	EUROVIA ATLANTIC COAST LLC	109,242.98
	2019-09-30	Payment to Road & Bridge Contractors	EUROVIA ATLANTIC COAST LLC	203,245.61
	2019-10-21	Engineering & Architectural Services	CIVIL ENGINEERING CONSULTING	2,248.54
	2019-10-25	Payment to Road & Bridge Contractors	Highway Maint Contr	(70,250.00)
	2019-10-29	Engineering & Architectural Services	CIVIL ENGINEERING CONSULTING	1,926.55
P037477 Total				246,413.68
P037476				
2019 Non-NHS Pavement Improvement Program				
Reconstruction/Rehabilitation in Jasper County - SC 315				
Reconstruction				
	2019-07-23	Engineering & Architectural Services	CIVIL ENGINEERING CONSULTING	3,483.38
	2019-10-08	Engineering & Architectural Services	CIVIL ENGINEERING CONSULTING	7,787.00
	2019-10-15	Payment to Road & Bridge Contractors	EUROVIA ATLANTIC COAST LLC	777,586.18
	2019-10-21	Engineering & Architectural Services	CIVIL ENGINEERING CONSULTING	5,151.07
	2019-10-29	Engineering & Architectural Services	CIVIL ENGINEERING CONSULTING	19,131.80
P037476 Total				813,139.43

New Gas Tax Trust Fund Check Register

Vendor & Contractor Payments through October 31, 2019

County & Project Description	Posting Date	Expense Description	Vendor	Amount
P037911				
2019 Non-NHS Primary Preservation Program				
SCDOT Preservation in Jasper County - SC 462, US 17				
Preservation				
	2019-08-19	Payment to Road & Bridge Contractors	PREFERRED MATERIALS INC	621,194.33
	2019-09-11	Payment to Road & Bridge Contractors	PREFERRED MATERIALS INC	97,919.58
	2019-10-08	Engineering & Architectural Services	CIVIL ENGINEERING CONSULTING	12,273.19
	2019-10-10	Payment to Road & Bridge Contractors	PREFERRED MATERIALS INC	2,557.80
	2019-10-21	Engineering & Architectural Services	CIVIL ENGINEERING CONSULTING	3,086.69
	2019-10-29	Engineering & Architectural Services	CIVIL ENGINEERING CONSULTING	2,298.41
P037911 Total				739,330.00
P037912				
2019 FA Secondary Preservation Program				
SCDOT Preservation in Jasper County - S- 442				
Preservation				
	2019-08-19	Payment to Road & Bridge Contractors	PREFERRED MATERIALS INC	167,080.50
	2019-09-11	Payment to Road & Bridge Contractors	PREFERRED MATERIALS INC	16,714.28
	2019-10-21	Engineering & Architectural Services	CIVIL ENGINEERING CONSULTING	1,711.34
	2019-10-29	Engineering & Architectural Services	CIVIL ENGINEERING CONSULTING	1,926.55
P037912 Total				187,432.67
Jasper Total				20,738,439.22

New Gas Tax Trust Fund Check Register

Vendor & Contractor Payments through October 31, 2019

County & Project Description	Posting Date	Expense Description	Vendor	Amount
Kershaw				
P033677				
2018 Non-NHS Primary Program				
2018 Kershaw Primary Rehab - SC 261				
Rehabilitation				
	2018-09-06	Payment to Road & Bridge Contractors	CR JACKSON INC	27,650.01
	2019-02-19	Payment to Road & Bridge Contractors	CR JACKSON INC	12,500.00
	2019-03-20	Engineering & Architectural Services	F&ME CONSULTANTS INC	300.32
	2019-05-17	Payment to Road & Bridge Contractors	CR JACKSON INC	333,096.21
	2019-05-29	Engineering & Architectural Services	CIVIL ENGINEERING CONSULTING SERVIC	2,189.92
	2019-06-12	Engineering & Architectural Services	F&ME CONSULTANTS INC	301.79
	2019-06-14	Payment to Road & Bridge Contractors	CR JACKSON INC	951,359.41
	2019-06-27	Engineering & Architectural Services	CIVIL ENGINEERING CONSULTING SERVIC	737.96
	2019-06-28	Engineering & Architectural Services	F&ME CONSULTANTS INC	1,588.35
	2019-06-30	Payment to Road & Bridge Contractors	CR JACKSON INC	47,673.31
	2019-10-22	Engineering & Architectural Services	TRANSYSTEMS CORPORATION	12,485.17
P033677 Total				1,389,882.45
P036775				
2018 Non-Interstate NHS Primary Program				
Non-Interstate NHS Primary Preservation in Kershaw County - US 1				
Preservation				
	2018-10-09	Payment to Road & Bridge Contractors	LYNCHEs RIVER CONTRACTING INC	12,393.75
	2018-11-26	Engineering & Architectural Services	INFRASTRUCTURE CONSULTING &	1,835.98
	2019-05-21	Payment to Road & Bridge Contractors	LYNCHEs RIVER CONTRACTING INC	6,393.75
	2019-06-19	Payment to Road & Bridge Contractors	LYNCHEs RIVER CONTRACTING INC	14,535.81
	2019-07-18	Payment to Road & Bridge Contractors	LYNCHEs RIVER CONTRACTING INC	273,133.58
	2019-07-25	Engineering & Architectural Services	INFRASTRUCTURE CONSULTING &	52.50
	2019-07-25	Engineering & Architectural Services	F&ME CONSULTANTS INC	809.47
	2019-08-15	Engineering & Architectural Services	INFRASTRUCTURE CONSULTING &	9,151.34
	2019-08-16	Payment to Road & Bridge Contractors	LYNCHEs RIVER CONTRACTING INC	3,415.25
	2019-10-29	Engineering & Architectural Services	INFRASTRUCTURE CONSULTING &	243.72
P036775 Total				321,965.15
P036777				
2018 Federal Aid Secondary Program				
Federal Aid Secondary Preservation in Kershaw County - S- 87				
Preservation				
	2018-08-15	Payment to Road & Bridge Contractors	EVERETT DYKES GRASSING CO INC	66,670.64
	2018-09-20	Payment to Road & Bridge Contractors	EVERETT DYKES GRASSING CO INC	19,984.59
	2018-10-10	Payment to Road & Bridge Contractors	EVERETT DYKES GRASSING CO INC	37,931.77
	2018-11-15	Engineering & Architectural Services	CIVIL ENGINEERING CONSULTING SERVIC	942.20
P036777 Total				125,529.20

New Gas Tax Trust Fund Check Register

Vendor & Contractor Payments through October 31, 2019

County & Project Description	Posting Date	Expense Description	Vendor	Amount
P033678				
2018 Federal Ad Secondary Program				
2018 Kershaw Secondary Rehab - S- 15, S- 217, S- 542				
Rehabilitation				
	2018-09-06	Payment to Road & Bridge Contractors	CR JACKSON INC	28,169.75
	2019-02-19	Payment to Road & Bridge Contractors	CR JACKSON INC	308,283.85
	2019-03-05	Payment to Road & Bridge Contractors	CR JACKSON INC	149,653.64
	2019-03-19	Engineering & Architectural Services	CIVIL ENGINEERING CONSULTING SERVIC	10,555.50
	2019-04-15	Payment to Road & Bridge Contractors	CR JACKSON INC	6,889.38
	2019-05-07	Engineering & Architectural Services	CIVIL ENGINEERING CONSULTING SERVIC	3,666.01
	2019-05-17	Payment to Road & Bridge Contractors	CR JACKSON INC	597,710.87
	2019-06-14	Payment to Road & Bridge Contractors	CR JACKSON INC	54,089.31
	2019-06-27	Engineering & Architectural Services	CIVIL ENGINEERING CONSULTING SERVIC	485.96
	2019-06-30	Payment to Road & Bridge Contractors	CR JACKSON INC	986.26
	2019-10-22	Engineering & Architectural Services	TRANSYSTEMS CORPORATION	10,132.17
P033678 Total				1,170,622.70
P036776				
2018 Non-NHS Primary Program				
Non-NHS Primary Preservation in Kershaw County - SC 97				
Preservation				
	2018-10-09	Payment to Road & Bridge Contractors	LYNCHES RIVER CONTRACTING INC	14,873.75
	2018-11-26	Engineering & Architectural Services	INFRASTRUCTURE CONSULTING &	1,348.55
	2019-05-21	Payment to Road & Bridge Contractors	LYNCHES RIVER CONTRACTING INC	29,779.00
	2019-06-19	Payment to Road & Bridge Contractors	LYNCHES RIVER CONTRACTING INC	258,608.72
	2019-07-18	Payment to Road & Bridge Contractors	LYNCHES RIVER CONTRACTING INC	255,896.95
	2019-07-25	Engineering & Architectural Services	INFRASTRUCTURE CONSULTING &	8,274.26
	2019-07-25	Engineering & Architectural Services	F&ME CONSULTANTS INC	769.00
	2019-08-15	Engineering & Architectural Services	INFRASTRUCTURE CONSULTING &	6,219.07
	2019-10-29	Engineering & Architectural Services	INFRASTRUCTURE CONSULTING &	243.72
P036776 Total				576,013.02
P038097				
2019 Non-Interstate NHS Preservation Program				
SCDOT Preservation in Kershaw County - US 1				
Preservation				
	2019-05-08	Engineering & Architectural Services	INFRASTRUCTURE CONSULTING &	664.86
	2019-07-25	Engineering & Architectural Services	INFRASTRUCTURE CONSULTING &	166.22
	2019-08-19	Payment to Road & Bridge Contractors	PALMETTO CORP	49,887.06
	2019-09-17	Payment to Road & Bridge Contractors	PALMETTO CORP	44,109.35
	2019-09-25	Engineering & Architectural Services	INFRASTRUCTURE CONSULTING &	1,833.48
	2019-09-25	Engineering & Architectural Services	F&ME CONSULTANTS INC	1,026.64
	2019-10-16	Payment to Road & Bridge Contractors	PALMETTO CORP	473,531.01
	2019-10-29	Engineering & Architectural Services	INFRASTRUCTURE CONSULTING &	11,406.59
P038097 Total				582,625.21

New Gas Tax Trust Fund Check Register

Vendor & Contractor Payments through October 31, 2019

County & Project Description	Posting Date	Expense Description	Vendor	Amount
P038098				
2019 Non-NHS Primary Preservation Program				
SCDOT Preservation in Kershaw County - SC 157, SC 34				
Preservation				
	2019-07-25	Engineering & Architectural Services	INFRASTRUCTURE CONSULTING &	166.22
	2019-08-19	Payment to Road & Bridge Contractors	PALMETTO CORP	25,876.00
	2019-09-11	Engineering & Architectural Services	INFRASTRUCTURE CONSULTING &	82.50
	2019-09-17	Payment to Road & Bridge Contractors	PALMETTO CORP	234,974.98
	2019-09-25	Engineering & Architectural Services	INFRASTRUCTURE CONSULTING &	3,445.70
	2019-10-16	Payment to Road & Bridge Contractors	Pmt Rd & Brdg Contr	(1,738.50)
	2019-10-29	Engineering & Architectural Services	INFRASTRUCTURE CONSULTING &	441.16
P038098 Total				263,248.06
P038099				
2019 FA Secondary's Preservation Program				
SCDOT Preservation in Kershaw County - S- 55				
Preservation				
	2019-07-25	Engineering & Architectural Services	INFRASTRUCTURE CONSULTING &	88.72
	2019-08-19	Payment to Road & Bridge Contractors	PALMETTO CORP	25,876.00
	2019-09-17	Payment to Road & Bridge Contractors	PALMETTO CORP	285,012.21
	2019-09-25	Engineering & Architectural Services	INFRASTRUCTURE CONSULTING &	3,589.45
	2019-10-16	Payment to Road & Bridge Contractors	PALMETTO CORP	21,847.31
	2019-10-29	Engineering & Architectural Services	INFRASTRUCTURE CONSULTING &	408.66
P038099 Total				336,822.35
P037300				
2019 Non-NHS Primary Pavement Improvement Program				
Reconstruction/Rehabilitation in Kershaw County - SC 903				
Rehabilitation				
	2019-10-22	Engineering & Architectural Services	TRANSYSTEMS CORPORATION	353.47
P037300 Total				353.47
P037569				
2019 FA Secondary Pavement Improvement Program				
FA Secondary Rehabilitation in Kershaw County - S- 20				
Rehabilitation				
	2019-10-22	Engineering & Architectural Services	TRANSYSTEMS CORPORATION	661.47
P037569 Total				661.47
Kershaw Total				4,767,723.08

New Gas Tax Trust Fund Check Register

Vendor & Contractor Payments through October 31, 2019

County & Project Description	Posting Date	Expense Description	Vendor	Amount
<u>Kershaw, Sumter</u>				
P037062				
US 521 Safety Improvements in Sumter and Kershaw County				
Safety Improvements from near L-1025 (Brabham Drive) to near SC 261 (Boykin Rd.) - US 521				
Safety Improvement				
	2018-05-14	Printing, Binding, Advertising	CHRONICLE INDEPENDENT	245.70
	2018-05-14	Printing, Binding, Advertising	OSTEEN PUBLISHING COMPANY	77.20
	2018-07-16	Engineering & Architectural Services	QUANTUM SPATIAL INC	20,282.30
	2018-08-22	Engineering & Architectural Services	QUANTUM SPATIAL INC	12,757.90
	2018-11-07	Engineering & Architectural Services	QUANTUM SPATIAL INC	3,999.08
	2019-02-21	Engineering & Architectural Services	RAMEY KEMP & ASSOCIATES INC	4,546.18
	2019-04-26	Engineering & Architectural Services	RAMEY KEMP & ASSOCIATES INC	29,981.03
	2019-05-09	Engineering & Architectural Services	RAMEY KEMP & ASSOCIATES INC	9,719.03
	2019-05-23	Engineering & Architectural Services	RAMEY KEMP & ASSOCIATES INC	15,336.74
	2019-07-25	Engineering & Architectural Services	RAMEY KEMP & ASSOCIATES INC	28,294.67
	2019-07-31	Engineering & Architectural Services	RAMEY KEMP & ASSOCIATES INC	60,512.77
	2019-08-30	Engineering & Architectural Services	RAMEY KEMP & ASSOCIATES INC	3,729.94
	2019-10-11	Engineering & Architectural Services	RAMEY KEMP & ASSOCIATES INC	61,123.20
P037062 Total				250,605.74
Kershaw, Sumter Total				250,605.74

New Gas Tax Trust Fund Check Register

Vendor & Contractor Payments through October 31, 2019

County & Project Description	Posting Date	Expense Description	Vendor	Amount
Lancaster				
P032486				
2018 Federal Aid Secondary Preservation Program				
SCDOT Preservation in Lancaster County - S- 755				
Preservation				
	2018-06-30	Payment to Road & Bridge Contractors	LITTLEFIELD CONSTRUCTION COMPANY	18,195.86
	2018-09-20	Payment to Road & Bridge Contractors	LITTLEFIELD CONSTRUCTION COMPANY	34,100.13
P032486 Total				52,295.99
P030053				
2017 Federal Aid Secondary Program				
Lancaster County Pavement Reconstruction - S- 218, S- 292, S- 41, S- 45				
Reconstruction				
	2018-11-13	Payment to Road & Bridge Contractors	LYNCHEs RIVER CONTRACTING INC	210,801.19
	2018-12-11	Payment to Road & Bridge Contractors	LYNCHEs RIVER CONTRACTING INC	161,537.81
	2019-01-10	Payment to Road & Bridge Contractors	LYNCHEs RIVER CONTRACTING INC	4,928.79
	2019-07-17	Payment to Road & Bridge Contractors	LYNCHEs RIVER CONTRACTING INC	416,839.98
	2019-08-16	Payment to Road & Bridge Contractors	LYNCHEs RIVER CONTRACTING INC	197,565.28
	2019-09-12	Payment to Road & Bridge Contractors	LYNCHEs RIVER CONTRACTING INC	51,684.34
	2019-10-17	Payment to Road & Bridge Contractors	LYNCHEs RIVER CONTRACTING INC	4,176.86
P030053 Total				1,047,534.25
P036794				
2018 Federal Aid Secondary Program				
Federal Aid Secondary Preservation in Lancaster County - S- 64				
Preservation				
	2018-10-03	Payment to Road & Bridge Contractors	LYNCHEs RIVER CONTRACTING INC	87,675.58
P036794 Total				87,675.58
P037237				
US 521 Safety Improvements in Lancaster County				
Safety Improvements from Arrowood Ave. to SC 5 - US 521				
Safety Improvement				
	2019-03-12	Payment to Road & Bridge Contractors	LYNCHEs RIVER CONTRACTING INC	260,613.76
	2019-04-10	Payment to Road & Bridge Contractors	LYNCHEs RIVER CONTRACTING INC	1,229,393.78
	2019-05-07	Engineering & Architectural Services	MEAD & HUNT INC	8,386.71
	2019-05-09	Payment to Road & Bridge Contractors	LYNCHEs RIVER CONTRACTING INC	115,585.31
	2019-06-03	Engineering & Architectural Services	MEAD & HUNT INC	1,693.89
	2019-08-14	Engineering & Architectural Services	MEAD & HUNT INC	1,848.89
	2019-08-16	Payment to Road & Bridge Contractors	LYNCHEs RIVER CONTRACTING INC	81,901.80
	2019-08-27	Engineering & Architectural Services	KCI TECHNOLOGIES INC	580.38
	2019-09-16	Payment to Road & Bridge Contractors	LYNCHEs RIVER CONTRACTING INC	1,701,997.87
	2019-10-15	Payment to Road & Bridge Contractors	LYNCHEs RIVER CONTRACTING INC	3,157,238.46
	2019-10-21	Engineering & Architectural Services	MEAD & HUNT INC	516.51
	2019-10-24	Contractual Agreements with Gov't/Non-Profit Entity	DEPT OF PUBLIC SAFETY	1,492.02
P037237 Total				6,561,249.38

New Gas Tax Trust Fund Check Register

Vendor & Contractor Payments through October 31, 2019

County & Project Description	Posting Date	Expense Description	Vendor	Amount
P032475				
2018 Non-Interstate NHS Primary Program				
Non-Interstate NHS Primary Preservation in Lancaster County - US 521				
Preservation				
	2019-04-11	Payment to Road & Bridge Contractors	LYNCHE RIVER CONTRACTING INC	8,870.71
	2019-06-24	Payment to Road & Bridge Contractors	LYNCHE RIVER CONTRACTING INC	3,121.00
	2019-06-30	Payment to Road & Bridge Contractors	LYNCHE RIVER CONTRACTING INC	283.00
	2019-09-06	Payment to Road & Bridge Contractors	LYNCHE RIVER CONTRACTING INC	121,380.56
	2019-10-03	Payment to Road & Bridge Contractors	LYNCHE RIVER CONTRACTING INC	15,467.80
P032475 Total				149,123.07
P033651				
2018 Federal Aid Secondary Program				
Secondary Rehabilitation in Lancaster County - S- 2				
Rehabilitation				
	2019-04-12	Payment to Road & Bridge Contractors	LYNCHE RIVER CONTRACTING INC	2,320.00
	2019-05-14	Engineering & Architectural Services	KCI TECHNOLOGIES INC	2,227.32
	2019-06-06	Engineering & Architectural Services	KCI TECHNOLOGIES INC	9,488.44
	2019-06-30	Payment to Road & Bridge Contractors	LYNCHE RIVER CONTRACTING INC	117,212.81
	2019-08-16	Payment to Road & Bridge Contractors	LYNCHE RIVER CONTRACTING INC	133,752.48
	2019-09-06	Payment to Road & Bridge Contractors	LYNCHE RIVER CONTRACTING INC	3,273.40
P033651 Total				268,274.45
P034750				
2018 Non-Interstate NHS Primary Program				
Non-Interstate NHS Primary Preservation in Lancaster County - US 521				
Preservation				
	2019-04-11	Payment to Road & Bridge Contractors	LYNCHE RIVER CONTRACTING INC	7,072.97
	2019-06-24	Payment to Road & Bridge Contractors	LYNCHE RIVER CONTRACTING INC	4,435.00
	2019-09-06	Payment to Road & Bridge Contractors	LYNCHE RIVER CONTRACTING INC	85,625.41
	2019-10-03	Payment to Road & Bridge Contractors	LYNCHE RIVER CONTRACTING INC	1,524.62
P034750 Total				98,658.00
P034704				
2018 Federal Aid Secondary Program				
Reconstruction in Lancaster County - S- 42, S- 420, S- 836				
Reconstruction				
	2019-06-13	Payment to Road & Bridge Contractors	LYNCHE RIVER CONTRACTING INC	224,041.06
	2019-07-17	Payment to Road & Bridge Contractors	LYNCHE RIVER CONTRACTING INC	432,815.34
	2019-08-19	Payment to Road & Bridge Contractors	LYNCHE RIVER CONTRACTING INC	718,311.59
	2019-09-12	Payment to Road & Bridge Contractors	LYNCHE RIVER CONTRACTING INC	45,000.47
	2019-10-21	Engineering & Architectural Services	MEAD & HUNT INC	8,085.14
P034704 Total				1,428,253.60
P037271				
2019 Non-Interstate NHS Preservation Program				
SCDOT Preservation in Lancaster County - SC 5				
Preservation				
	2019-06-14	Payment to Road & Bridge Contractors	LYNCHE RIVER CONTRACTING INC	2,489.48
	2019-09-05	Payment to Road & Bridge Contractors	LYNCHE RIVER CONTRACTING INC	434,786.39
	2019-10-01	Payment to Road & Bridge Contractors	LYNCHE RIVER CONTRACTING INC	9,467.55
P037271 Total				446,743.42

New Gas Tax Trust Fund Check Register

Vendor & Contractor Payments through October 31, 2019

County & Project Description	Posting Date	Expense Description	Vendor	Amount
P037285				
2019 FA Secondary Preservation Program				
SCDOT Preservation in Lancaster County - S- 36				
Preservation				
	2019-06-14	Payment to Road & Bridge Contractors	LYNCHE RIVER CONTRACTING INC	627.60
	2019-08-16	Payment to Road & Bridge Contractors	LYNCHE RIVER CONTRACTING INC	38,635.64
	2019-09-05	Payment to Road & Bridge Contractors	LYNCHE RIVER CONTRACTING INC	146,110.48
	2019-10-01	Payment to Road & Bridge Contractors	LYNCHE RIVER CONTRACTING INC	668.75
P037285 Total				186,042.47
P037265				
2019 Non-FA Secondary Pavement Improvement Program				
Reconstruction/Rehabilitation in Lancaster County - S- 284				
Rehabilitation				
	2019-06-30	Payment to Road & Bridge Contractors	LCI-LINEBERGER CONSRUCTION INC	103,982.55
	2019-08-16	Highway Maintenance Contracts	LCI-LINEBERGER CONSRUCTION INC	163,631.36
	2019-09-12	Payment to Road & Bridge Contractors	LCI-LINEBERGER CONSRUCTION INC	91,448.48
	2019-09-20	Highway Maintenance Contracts	LCI-LINEBERGER CONSRUCTION INC	50,983.40
	2019-10-15	Highway Maintenance Contracts	LCI-LINEBERGER CONSRUCTION INC	9,621.84
	2019-10-21	Engineering & Architectural Services	MEAD & HUNT INC	1,067.59
P037265 Total				420,735.22
P030275				
2017 Non-NHS Primary Program				
Lancaster County Pavement Reconstruction - US 601				
Reconstruction				
	2019-08-16	Payment to Road & Bridge Contractors	LYNCHE RIVER CONTRACTING INC	782,434.80
	2019-09-12	Payment to Road & Bridge Contractors	LYNCHE RIVER CONTRACTING INC	1,908.00
	2019-10-17	Payment to Road & Bridge Contractors	LYNCHE RIVER CONTRACTING INC	13,292.13
P030275 Total				797,634.93
P033599				
2018 Non-NHS Primary Program				
Reconstruction in Lancaster County - SC 903				
Reconstruction				
	2019-08-16	Payment to Road & Bridge Contractors	LYNCHE RIVER CONTRACTING INC	1,535,811.89
	2019-09-12	Payment to Road & Bridge Contractors	LYNCHE RIVER CONTRACTING INC	375,016.95
	2019-10-17	Payment to Road & Bridge Contractors	LYNCHE RIVER CONTRACTING INC	335,517.87
P033599 Total				2,246,346.71
P037258				
2019 FA Secondary Pavement Improvement Program				
Reconstruction/Rehabilitation in Lancaster County - S- 135, S- 218, S- 268, S- 45				
Rehabilitation				
	2019-10-21	Engineering & Architectural Services	MEAD & HUNT INC	2,117.04
P037258 Total				2,117.04
P037251				
2019 Non-NHS Primary Pavement Improvement Program				
Reconstruction/Rehabilitation in Lancaster County - SC 903				
Rehabilitation				
	2019-10-21	Engineering & Architectural Services	MEAD & HUNT INC	568.51
P037251 Total				568.51

New Gas Tax Trust Fund Check Register

Vendor & Contractor Payments through October 31, 2019

County & Project Description	Posting Date	Expense Description	Vendor	Amount
P027849				
S-47 over Baskins Creek				
S-47 (Baskins Hill Rd) RBO Baskins Creek in Lancaster County - S- 47				
Bridge Replacement				
	2019-10-29	Engineering & Architectural Services	ECS SOUTHEAST LLP	28,932.89
P027849 Total				28,932.89
Lancaster Total				13,822,185.51

New Gas Tax Trust Fund Check Register

Vendor & Contractor Payments through October 31, 2019

County & Project Description	Posting Date	Expense Description	Vendor	Amount
Laurens				
P037507				
2019 Non-NHS Primary Pavement Improvement Program				
Rehabilitation in Laurens County - US 221				
Rehabilitation				
	2019-02-12	Engineering & Architectural Services	DAVIS & FLOYD INC	1,048.95
	2019-02-15	Engineering & Architectural Services	DAVIS & FLOYD INC	6,517.14
	2019-03-12	Payment to Road & Bridge Contractors	ROGERS GROUP INC	4,202.40
	2019-09-16	Payment to Road & Bridge Contractors	ROGERS GROUP INC	77,437.82
	2019-10-16	Payment to Road & Bridge Contractors	ROGERS GROUP INC	477,261.32
P037507 Total				566,467.63
P038368				
US 76 Safety Improvements in Laurens County				
RRSP Safety Improvements from near US 25 (Highway 25) to near SC 252 (Highway 252) - US 76				
Safety Improvement				
	2019-03-05	Printing, Binding, Advertising	THE CLINTON CHRONICLE	68.00
	2019-03-05	Printing, Binding, Advertising	THE INDEX-JOURNAL	75.52
	2019-03-13	Printing, Binding, Advertising	ADVERTISER PRINTING CO INC	120.00
	2019-06-18	Engineering & Architectural Services	PLATINUM GEOMATICS LLC	18,627.49
	2019-06-30	Engineering & Architectural Services	DAVIS & FLOYD INC	21,960.54
	2019-08-26	Engineering & Architectural Services	PLATINUM GEOMATICS LLC	9,865.60
	2019-09-26	Engineering & Architectural Services	PLATINUM GEOMATICS LLC	796.68
	2019-10-22	Engineering & Architectural Services	PLATINUM GEOMATICS LLC	24,492.71
P038368 Total				76,006.54
P038371				
US 221 Safety Improvements in Laurens County				
RRSP Safety Improvements from near SC 39 (Highway 39) to near SC 127 (Bypass 127) - US 221				
Safety Improvement				
	2019-03-05	Printing, Binding, Advertising	THE CLINTON CHRONICLE	68.00
	2019-03-05	Printing, Binding, Advertising	THE INDEX-JOURNAL	75.52
	2019-03-13	Printing, Binding, Advertising	ADVERTISER PRINTING CO INC	120.00
	2019-06-18	Engineering & Architectural Services	PLATINUM GEOMATICS LLC	16,085.15
	2019-06-30	Engineering & Architectural Services	DAVIS & FLOYD INC	8,061.67
	2019-08-26	Engineering & Architectural Services	PLATINUM GEOMATICS LLC	17,354.56
	2019-09-26	Engineering & Architectural Services	PLATINUM GEOMATICS LLC	12,150.07
	2019-10-22	Engineering & Architectural Services	PLATINUM GEOMATICS LLC	20,395.71
P038371 Total				74,310.68
P037506				
2019 Statewide Non-Interstate NHS Pavement Improvement Program				
Rehabilitation in Laurens County - SC 56 BUS				
Rehabilitation				
	2019-03-12	Payment to Road & Bridge Contractors	ROGERS GROUP INC	3,090.00
	2019-03-18	Engineering & Architectural Services	DAVIS & FLOYD INC	1,585.54
	2019-09-16	Payment to Road & Bridge Contractors	ROGERS GROUP INC	59,375.00
	2019-10-16	Payment to Road & Bridge Contractors	ROGERS GROUP INC	130,991.36
	2019-10-24	Contractual Agreements with Gov't/Non-Profit Entity	DEPT OF PUBLIC SAFETY	1,280.30
P037506 Total				196,322.20

New Gas Tax Trust Fund Check Register

Vendor & Contractor Payments through October 31, 2019

County & Project Description	Posting Date	Expense Description	Vendor	Amount
P037508				
2019 FA Secondary Pavement Improvement Program				
Reconstruction in Laurens County - S- 365				
Reconstruction				
	2019-03-12	Payment to Road & Bridge Contractors	ROGERS GROUP INC	618.00
	2019-09-16	Payment to Road & Bridge Contractors	ROGERS GROUP INC	59,375.00
	2019-10-16	Payment to Road & Bridge Contractors	ROGERS GROUP INC	13,975.00
P037508 Total				73,968.00
P037509				
2019 Non-FA Secondary Pavement Improvement Program				
Reconstruction in Laurens County - S- 110, S- 730				
Reconstruction				
	2019-03-12	Highway Maintenance Contracts	ROGERS GROUP INC	444.96
	2019-09-16	Highway Maintenance Contracts	ROGERS GROUP INC	17,812.50
	2019-10-16	Highway Maintenance Contracts	ROGERS GROUP INC	4,837.50
P037509 Total				23,094.96
P036787				
2018 Federal Aid Primary Preservation Program				
SCDOT Federal Aid Preservation in Laurens County - US 76				
Preservation				
	2019-03-14	Payment to Road & Bridge Contractors	GORDON COMPANY INC	8,727.66
	2019-04-09	Payment to Road & Bridge Contractors	GORDON COMPANY INC	29,842.13
	2019-04-17	Engineering & Architectural Services	DAVIS & FLOYD INC	7,751.08
	2019-05-30	Payment to Road & Bridge Contractors	GORDON COMPANY INC	7,818.50
P036787 Total				54,139.37
P036881				
2018 Federal Aid Secondary Preservation Program				
Federal Aid Preservation in Laurens County - S- 47, S- 6				
Preservation				
	2019-03-18	Engineering & Architectural Services	DAVIS & FLOYD INC	667.53
	2019-03-25	Payment to Road & Bridge Contractors	HUDSON CONSTRUCTION COMPANY	12,392.85
	2019-05-07	Payment to Road & Bridge Contractors	HUDSON CONSTRUCTION COMPANY	149,862.86
	2019-05-08	Payment to Road & Bridge Contractors	HUDSON CONSTRUCTION COMPANY	149,120.23
	2019-06-07	Payment to Road & Bridge Contractors	HUDSON CONSTRUCTION COMPANY	32,740.00
	2019-08-19	Payment to Road & Bridge Contractors	HUDSON CONSTRUCTION COMPANY	1,620.12
P036881 Total				346,403.59
P036789				
2018 Non-Interstate NHS Preservation Program				
SCDOT Federal Aid Preservation in Laurens County - SC 72				
Preservation				
	2019-03-25	Payment to Road & Bridge Contractors	HUDSON CONSTRUCTION COMPANY	65,395.28
	2019-05-07	Payment to Road & Bridge Contractors	HUDSON CONSTRUCTION COMPANY	119,081.12
	2019-05-08	Payment to Road & Bridge Contractors	HUDSON CONSTRUCTION COMPANY	8,042.97
	2019-06-07	Payment to Road & Bridge Contractors	HUDSON CONSTRUCTION COMPANY	374,951.16
	2019-06-14	Engineering & Architectural Services	DAVIS & FLOYD INC	3,668.42
	2019-08-19	Payment to Road & Bridge Contractors	HUDSON CONSTRUCTION COMPANY	36,003.23
P036789 Total				607,142.18

New Gas Tax Trust Fund Check Register

Vendor & Contractor Payments through October 31, 2019

County & Project Description	Posting Date	Expense Description	Vendor	Amount
P037743				
2019 Non- NHS Primary Pavement Improvement Program				
Preservation in Laurens County - SC 49, SC 66				
Preservation				
	2019-04-30	Payment to Road & Bridge Contractors	REMAC ASPHALT MAINTENANCE INC	49,027.34
P037743 Total				49,027.34
P037744				
2019 FA Secondaries Pavement Improvement Project				
Preservation in Laurens County - S- 114, S- 115, S- 161, S- 60, S- 705				
Preservation				
	2019-04-30	Payment to Road & Bridge Contractors	REMAC ASPHALT MAINTENANCE INC	31,034.33
	2019-06-03	Engineering & Architectural Services	MICHAEL BAKER INTERNATIONAL INC	3,260.56
P037744 Total				34,294.89
P037745				
2019 FA Secondaries Pavement Improvement Program				
Preservation in Laurens County - S- 704				
Preservation				
	2019-04-11	Payment to Road & Bridge Contractors	SATTERFIELD CONSTRUCTION CO INC	8,144.00
	2019-06-18	Payment to Road & Bridge Contractors	SATTERFIELD CONSTRUCTION CO INC	5,639.16
	2019-06-30	Payment to Road & Bridge Contractors	SATTERFIELD CONSTRUCTION CO INC	35,876.90
	2019-08-14	Payment to Road & Bridge Contractors	SATTERFIELD CONSTRUCTION CO INC	42,067.72
	2019-08-15	Engineering & Architectural Services	MICHAEL BAKER INTERNATIONAL INC	17,730.03
	2019-09-11	Payment to Road & Bridge Contractors	SATTERFIELD CONSTRUCTION CO INC	12,545.94
P037745 Total				122,003.75
P037501				
2019 FA Secondary Pavement Improvement Program				
Reconstruction in Laurens County - S- 33				
Reconstruction				
	2019-06-19	Payment to Road & Bridge Contractors	SATTERFIELD CONSTRUCTION CO INC	17,833.33
	2019-06-30	Payment to Road & Bridge Contractors	SATTERFIELD CONSTRUCTION CO INC	11,416.67
	2019-08-19	Payment to Road & Bridge Contractors	SATTERFIELD CONSTRUCTION CO INC	546.00
	2019-10-16	Payment to Road & Bridge Contractors	SATTERFIELD CONSTRUCTION CO INC	210,827.24
P037501 Total				240,623.24
P037833				
2019 Non- Interstate NHS Pavement Improvement Program				
Preservation in Laurens County - US 25				
Preservation				
	2019-08-14	Payment to Road & Bridge Contractors	SATTERFIELD CONSTRUCTION CO INC	893,196.19
	2019-10-15	Payment to Road & Bridge Contractors	SATTERFIELD CONSTRUCTION CO INC	75,863.07
	2019-10-24	Contractual Agreements with Gov't/Non-Profit Entity	DEPT OF PUBLIC SAFETY	2,912.53
	2019-10-31	Contractual Agreements with Gov't/Non-Profit Entity	DEPT OF PUBLIC SAFETY	10,233.93
P037833 Total				982,205.72
P032437				
2018 Non-NHS Primary Program				
Non-NHS Primary Reconstruction in Laurens County - SC 56				
Reconstruction				
	2019-08-23	Payment to Road & Bridge Contractors	SATTERFIELD CONSTRUCTION CO INC	36,876.00
	2019-09-16	Payment to Road & Bridge Contractors	SATTERFIELD CONSTRUCTION CO INC	164,079.52
	2019-10-15	Payment to Road & Bridge Contractors	SATTERFIELD CONSTRUCTION CO INC	991,200.80
P032437 Total				1,192,156.32

New Gas Tax Trust Fund Check Register

Vendor & Contractor Payments through October 31, 2019

County & Project Description	Posting Date	Expense Description	Vendor	Amount
P032438				
2018 Federal Aid Secondary Program				
Federal Aid Secondary Reconstruction in Laurens County - S- 53				
Reconstruction				
	2019-08-23	Payment to Road & Bridge Contractors	SATTERFIELD CONSTRUCTION CO INC	36,764.00
	2019-09-16	Payment to Road & Bridge Contractors	SATTERFIELD CONSTRUCTION CO INC	507,387.68
	2019-10-15	Payment to Road & Bridge Contractors	SATTERFIELD CONSTRUCTION CO INC	377,700.33
P032438 Total				921,852.01
Laurens Total				5,560,018.42

New Gas Tax Trust Fund Check Register

Vendor & Contractor Payments through October 31, 2019

County & Project Description	Posting Date	Expense Description	Vendor	Amount
Lee				
P033681				
2018 Non-NHS Primary Program				
Non-NHS Rehabilitation in Lee County - SC 441, SC 527				
Rehabilitation				
	2018-09-06	Payment to Road & Bridge Contractors	CR JACKSON INC	39,010.00
	2019-09-19	Payment to Road & Bridge Contractors	CR JACKSON INC	114,639.74
	2019-09-25	Engineering & Architectural Services	F&ME CONSULTANTS INC	423.76
	2019-10-10	Payment to Road & Bridge Contractors	CR JACKSON INC	667,203.33
	2019-10-17	Engineering & Architectural Services	CIVIL ENGINEERING CONSULTING SERVIC	1,029.32
P033681 Total				822,306.15
P033682				
2018 Federal Aid Secondary Program				
2018 Lee Secondary Rehab - S- 28				
Rehabilitation				
	2018-09-06	Payment to Road & Bridge Contractors	CR JACKSON INC	26,468.75
	2019-02-19	Payment to Road & Bridge Contractors	CR JACKSON INC	12,500.00
	2019-03-05	Payment to Road & Bridge Contractors	CR JACKSON INC	3,666.67
	2019-05-17	Payment to Road & Bridge Contractors	CR JACKSON INC	644,148.92
	2019-06-14	Payment to Road & Bridge Contractors	CR JACKSON INC	39,670.61
	2019-06-30	Payment to Road & Bridge Contractors	Pmt Rd & Brdg Contr	(7.70)
	2019-10-22	Engineering & Architectural Services	TRANSYSTEMS CORPORATION	12,125.58
P033682 Total				738,572.83
P036781				
2018 Non-NHS Primary Preservation Program				
SCDOT Federal Aid Preservation in Lee County - US 76				
Preservation				
	2018-09-18	Payment to Road & Bridge Contractors	CR JACKSON INC	367,323.74
	2018-10-15	Payment to Road & Bridge Contractors	CR JACKSON INC	52,551.66
	2018-11-28	Engineering & Architectural Services	CIVIL ENGINEERING CONSULTING SERVIC	2,794.34
P036781 Total				422,669.74
P036782				
2018 Federal Aid Secondary Preservation Program				
SCDOT Federal Aid Preservation in Lee County - S- 111				
Preservation				
	2018-09-18	Payment to Road & Bridge Contractors	CR JACKSON INC	98,832.47
	2018-10-15	Payment to Road & Bridge Contractors	CR JACKSON INC	16,435.35
	2018-11-28	Engineering & Architectural Services	CIVIL ENGINEERING CONSULTING SERVIC	1,491.67
	2019-01-30	Payment to Road & Bridge Contractors	CR JACKSON INC	325.00
P036782 Total				117,084.49
Lee Total				2,100,633.21

New Gas Tax Trust Fund Check Register

Vendor & Contractor Payments through October 31, 2019

County & Project Description	Posting Date	Expense Description	Vendor	Amount
Lexington				
P037069				
US 178 Safety Improvements in Lexington County				
Safety Improvements from near Batesburg to near Pelion - US 178				
Safety Improvement				
	2018-10-23	Payment to Road & Bridge Contractors	THE LANE CONSTRUCTION CORPORATION	1,153,239.40
	2018-10-25	Engineering & Architectural Services	INFRASTRUCTURE CONSULTING &	498.64
	2018-12-04	Payment to Road & Bridge Contractors	THE LANE CONSTRUCTION CORPORATION	26,740.80
	2019-01-16	Engineering & Architectural Services	INFRASTRUCTURE CONSULTING &	464.86
	2019-02-04	Payment to Road & Bridge Contractors	EUROVIA ATLANTIC COAST LLC	79,643.60
	2019-02-19	Engineering & Architectural Services	INFRASTRUCTURE CONSULTING &	4,864.12
	2019-02-27	Engineering & Architectural Services	INFRASTRUCTURE CONSULTING &	19,289.38
	2019-02-28	Payment to Road & Bridge Contractors	EUROVIA ATLANTIC COAST LLC	744,864.90
	2019-03-25	Payment to Road & Bridge Contractors	EUROVIA ATLANTIC COAST LLC	801,867.82
	2019-04-08	Engineering & Architectural Services	F&ME CONSULTANTS INC	482.63
	2019-04-10	Engineering & Architectural Services	INFRASTRUCTURE CONSULTING &	19,935.13
	2019-04-30	Payment to Road & Bridge Contractors	EUROVIA ATLANTIC COAST LLC	1,426,742.61
	2019-05-07	Engineering & Architectural Services	F&ME CONSULTANTS INC	1,213.41
	2019-05-08	Engineering & Architectural Services	INFRASTRUCTURE CONSULTING &	35,263.33
	2019-05-30	Engineering & Architectural Services	INFRASTRUCTURE CONSULTING &	10,560.79
	2019-06-05	Payment to Road & Bridge Contractors	EUROVIA ATLANTIC COAST LLC	1,156,280.14
	2019-06-12	Engineering & Architectural Services	F&ME CONSULTANTS INC	2,233.06
	2019-06-28	Engineering & Architectural Services	INFRASTRUCTURE CONSULTING &	12,269.73
	2019-06-28	Engineering & Architectural Services	F&ME CONSULTANTS INC	264.25
	2019-06-30	Payment to Road & Bridge Contractors	EUROVIA ATLANTIC COAST LLC	1,736,455.49
	2019-07-18	Payment to Road & Bridge Contractors	EUROVIA ATLANTIC COAST LLC	1,593,148.25
	2019-07-25	Engineering & Architectural Services	INFRASTRUCTURE CONSULTING &	36,066.15
	2019-07-25	Engineering & Architectural Services	F&ME CONSULTANTS INC	364.25
	2019-08-15	Engineering & Architectural Services	INFRASTRUCTURE CONSULTING &	23,504.80
	2019-08-23	Engineering & Architectural Services	F&ME CONSULTANTS INC	2,479.17
	2019-08-26	Payment to Road & Bridge Contractors	EUROVIA ATLANTIC COAST LLC	1,297,382.81
	2019-09-11	Engineering & Architectural Services	INFRASTRUCTURE CONSULTING &	21,030.30
	2019-09-25	Engineering & Architectural Services	INFRASTRUCTURE CONSULTING &	22,320.52
	2019-09-25	Engineering & Architectural Services	F&ME CONSULTANTS INC	1,639.26
	2019-10-02	Payment to Road & Bridge Contractors	EUROVIA ATLANTIC COAST LLC	521,816.48
	2019-10-18	Payment to Road & Bridge Contractors	EUROVIA ATLANTIC COAST LLC	49,236.60
	2019-10-29	Engineering & Architectural Services	INFRASTRUCTURE CONSULTING &	1,972.75
P037069 Total				10,804,135.43

New Gas Tax Trust Fund Check Register

Vendor & Contractor Payments through October 31, 2019

County & Project Description	Posting Date	Expense Description	Vendor	Amount
P037070				
SC 302 Safety Improvements in Lexington County				
Safety Improvements from MP 0.0 to MP 14.9 - SC 302				
Safety Improvement				
	2018-08-21	Payment to Road & Bridge Contractors	ATC SITE CONSTRUCTION LLC	186,657.00
	2019-01-16	Engineering & Architectural Services	INFRASTRUCTURE CONSULTING &	1,034.73
	2019-02-14	Engineering & Architectural Services	INFRASTRUCTURE CONSULTING &	284.94
	2019-04-11	Payment to Road & Bridge Contractors	ATC SITE CONSTRUCTION LLC	153,652.00
	2019-05-07	Payment to Road & Bridge Contractors	ATC SITE CONSTRUCTION LLC	45,764.00
	2019-05-09	Payment to Road & Bridge Contractors	ATC SITE CONSTRUCTION LLC	4,360.74
	2019-06-12	Payment to Road & Bridge Contractors	ATC SITE CONSTRUCTION LLC	31,320.23
	2019-06-28	Engineering & Architectural Services	INFRASTRUCTURE CONSULTING &	175.45
	2019-06-30	Payment to Road & Bridge Contractors	ATC SITE CONSTRUCTION LLC	310,846.59
	2019-07-25	Engineering & Architectural Services	INFRASTRUCTURE CONSULTING &	11,572.14
	2019-07-25	Engineering & Architectural Services	F&ME CONSULTANTS INC	647.58
	2019-08-13	Engineering & Architectural Services	F&ME CONSULTANTS INC	284.31
	2019-08-15	Engineering & Architectural Services	INFRASTRUCTURE CONSULTING &	15,865.92
	2019-08-19	Payment to Road & Bridge Contractors	ATC SITE CONSTRUCTION LLC	876,068.75
	2019-08-23	Engineering & Architectural Services	F&ME CONSULTANTS INC	2,206.27
	2019-09-11	Engineering & Architectural Services	INFRASTRUCTURE CONSULTING &	12,921.91
	2019-09-17	Payment to Road & Bridge Contractors	ATC SITE CONSTRUCTION LLC	1,014,333.72
	2019-09-25	Engineering & Architectural Services	INFRASTRUCTURE CONSULTING &	18,021.26
	2019-09-25	Engineering & Architectural Services	F&ME CONSULTANTS INC	2,305.18
	2019-10-07	Payment to Road & Bridge Contractors	ATC SITE CONSTRUCTION LLC	1,848,832.78
	2019-10-29	Engineering & Architectural Services	INFRASTRUCTURE CONSULTING &	31,333.85
P037070 Total				4,568,489.35
P027003				
I-20 (US 378 to Long Pond Road)				
Project includes the widening of I-20 to the median in each direction from near US 378 to just beyond Longs Pond Road. The project will also include the widening or replacement of two mainline bridges over Southern Railroad near MP 57. - I- 20				
Widening				
	2018-11-28	Contractual Agreements with Gov't/Non-Profit Entity	USDA APHIS GENERAL	1,053.27
	2019-01-10	Contractual Agreements with Gov't/Non-Profit Entity	DEPT OF PUBLIC SAFETY	19,231.45
	2019-01-14	Engineering & Architectural Services	F&ME CONSULTANTS INC	700.30
	2019-02-05	Engineering & Architectural Services	S&ME INC	89.90
P027003 Total				21,074.92

New Gas Tax Trust Fund Check Register

Vendor & Contractor Payments through October 31, 2019

County & Project Description	Posting Date	Expense Description	Vendor	Amount
P030323				
2017 Federal Aid Secondary Program				
Federal Aid Secondary Reconstruction in Lexington County - S- 486				
Reconstruction				
	2018-10-25	Engineering & Architectural Services	INFRASTRUCTURE CONSULTING &	116.22
	2019-01-16	Engineering & Architectural Services	INFRASTRUCTURE CONSULTING &	55.00
	2019-02-27	Engineering & Architectural Services	INFRASTRUCTURE CONSULTING &	55.00
	2019-05-08	Engineering & Architectural Services	INFRASTRUCTURE CONSULTING &	348.64
	2019-06-30	Payment to Road & Bridge Contractors	CR JACKSON INC	0.00
	2019-06-30	Payment to Road & Bridge Contractors	PALMETTO CORP	75,340.00
	2019-07-17	Payment to Road & Bridge Contractors	PALMETTO CORP	596,771.78
	2019-07-25	Engineering & Architectural Services	INFRASTRUCTURE CONSULTING &	243.72
	2019-07-25	Engineering & Architectural Services	F&ME CONSULTANTS INC	161.89
	2019-08-23	Engineering & Architectural Services	F&ME CONSULTANTS INC	402.04
	2019-08-29	Payment to Road & Bridge Contractors	Pmt Rd & Brdg Contr	(61,399.71)
	2019-09-25	Engineering & Architectural Services	F&ME CONSULTANTS INC	162.24
	2019-09-26	Payment to Road & Bridge Contractors	PALMETTO CORP	28,530.31
	2019-10-21	Payment to Road & Bridge Contractors	PALMETTO CORP	3,210.00
	2019-10-22	Engineering & Architectural Services	TRANSYSTEMS CORPORATION	2,061.41
P030323 Total				646,058.54
P033676				
2018 Federal Aid Secondary Program				
Federal Aid Secondary Reconstruction in Lexington County - S- 113, S- 73, S- 77				
Reconstruction				
	2018-10-25	Engineering & Architectural Services	INFRASTRUCTURE CONSULTING &	377.59
	2019-05-08	Engineering & Architectural Services	INFRASTRUCTURE CONSULTING &	284.94
	2019-06-30	Payment to Road & Bridge Contractors	CR JACKSON INC	0.00
	2019-06-30	Payment to Road & Bridge Contractors	PALMETTO CORP	265,330.22
	2019-07-17	Payment to Road & Bridge Contractors	PALMETTO CORP	214,439.31
	2019-08-29	Payment to Road & Bridge Contractors	PALMETTO CORP	145,053.29
	2019-10-21	Payment to Road & Bridge Contractors	PALMETTO CORP	335,775.76
	2019-10-22	Engineering & Architectural Services	TRANSYSTEMS CORPORATION	16,121.09
	2019-10-24	Engineering & Architectural Services	TRANSYSTEMS CORPORATION	815.47
P033676 Total				978,197.67
P033687				
2018 Non-NHS Primary Program				
Non-NHS Primary Reconstruction in Lexington County - SC 113				
Reconstruction				
	2018-10-25	Engineering & Architectural Services	INFRASTRUCTURE CONSULTING &	116.22
	2019-06-30	Payment to Road & Bridge Contractors	CR JACKSON INC	0.00
	2019-06-30	Payment to Road & Bridge Contractors	PALMETTO CORP	75,340.00
	2019-07-17	Payment to Road & Bridge Contractors	PALMETTO CORP	43,241.60
	2019-07-25	Engineering & Architectural Services	INFRASTRUCTURE CONSULTING &	301.85
	2019-08-29	Payment to Road & Bridge Contractors	PALMETTO CORP	3,210.00
	2019-09-26	Payment to Road & Bridge Contractors	PALMETTO CORP	109,151.48
	2019-10-21	Payment to Road & Bridge Contractors	PALMETTO CORP	3,210.00
	2019-10-22	Engineering & Architectural Services	TRANSYSTEMS CORPORATION	545.97
P033687 Total				235,117.12

New Gas Tax Trust Fund Check Register

Vendor & Contractor Payments through October 31, 2019

County & Project Description	Posting Date	Expense Description	Vendor	Amount
P036772				
2018 Non-Interstate NHS Primary Program				
Non-Interstate NHS Primary Preservation in Lexington County - US 1, US 321				
Preservation				
	2018-11-15	Payment to Road & Bridge Contractors	SLURRY PAVERS INC	16,050.01
	2019-03-21	Payment to Road & Bridge Contractors	SLURRY PAVERS INC	19,994.17
	2019-04-15	Payment to Road & Bridge Contractors	SLURRY PAVERS INC	28,491.38
	2019-05-08	Engineering & Architectural Services	INFRASTRUCTURE CONSULTING &	5,356.65
	2019-05-08	Payment to Road & Bridge Contractors	SLURRY PAVERS INC	296,055.60
	2019-05-30	Engineering & Architectural Services	INFRASTRUCTURE CONSULTING &	63.72
	2019-06-14	Payment to Road & Bridge Contractors	SLURRY PAVERS INC	31,519.57
	2019-06-17	Payment to Road & Bridge Contractors	SLURRY PAVERS INC	31,902.44
	2019-06-27	Payment to Road & Bridge Contractors	UNDEP CASH U120-2	(65,456.67)
	2019-06-28	Engineering & Architectural Services	INFRASTRUCTURE CONSULTING &	1,678.85
P036772 Total				365,655.72
P036773				
2018 Non-NHS Primary Program				
Non-NHS Primary Preservation in Lexington County - SC 692				
Preservation				
	2018-11-15	Payment to Road & Bridge Contractors	SLURRY PAVERS INC	29,758.80
	2019-01-16	Engineering & Architectural Services	INFRASTRUCTURE CONSULTING &	616.11
	2019-03-21	Payment to Road & Bridge Contractors	SLURRY PAVERS INC	13,716.66
	2019-04-15	Payment to Road & Bridge Contractors	SLURRY PAVERS INC	6,950.00
	2019-05-30	Engineering & Architectural Services	INFRASTRUCTURE CONSULTING &	2,500.67
	2019-06-14	Payment to Road & Bridge Contractors	SLURRY PAVERS INC	3,286.07
	2019-06-17	Payment to Road & Bridge Contractors	SLURRY PAVERS INC	4,609.36
	2019-06-28	Engineering & Architectural Services	INFRASTRUCTURE CONSULTING &	372.65
P036773 Total				61,810.32
P036774				
2018 Federal Aid Secondary Program				
Federal Aid Secondary Preservation in Lexington County - S- 243, S- 278, S- 70, S- 77				
Preservation				
	2018-11-15	Payment to Road & Bridge Contractors	SLURRY PAVERS INC	16,049.99
	2019-03-21	Payment to Road & Bridge Contractors	SLURRY PAVERS INC	31,247.16
	2019-04-15	Payment to Road & Bridge Contractors	SLURRY PAVERS INC	216,370.53
	2019-05-08	Engineering & Architectural Services	INFRASTRUCTURE CONSULTING &	7,995.85
	2019-05-30	Engineering & Architectural Services	INFRASTRUCTURE CONSULTING &	1,319.66
	2019-06-14	Payment to Road & Bridge Contractors	SLURRY PAVERS INC	30,651.03
	2019-06-17	Payment to Road & Bridge Contractors	SLURRY PAVERS INC	30,790.67
	2019-06-28	Engineering & Architectural Services	INFRASTRUCTURE CONSULTING &	422.91
P036774 Total				334,847.80

New Gas Tax Trust Fund Check Register

Vendor & Contractor Payments through October 31, 2019

County & Project Description	Posting Date	Expense Description	Vendor	Amount
P033675				
2018 Non-Interstate NHS Primary Program				
Non-Interstate NHS Primary Rehabilitation in Lexington County - US 1				
Rehabilitation				
	2019-02-27	Engineering & Architectural Services	INFRASTRUCTURE CONSULTING &	166.22
	2019-02-27	Payment to Road & Bridge Contractors	SLOAN CONSTRUCTION	31,073.93
	2019-03-28	Payment to Road & Bridge Contractors	SLOAN CONSTRUCTION	23,523.28
	2019-07-25	Engineering & Architectural Services	F&ME CONSULTANTS INC	359.09
	2019-08-22	Payment to Road & Bridge Contractors	SLOAN CONSTRUCTION	63,428.67
	2019-08-23	Engineering & Architectural Services	F&ME CONSULTANTS INC	2,193.13
	2019-09-03	Payment to Road & Bridge Contractors	SLOAN CONSTRUCTION	8,435.76
	2019-09-25	Engineering & Architectural Services	F&ME CONSULTANTS INC	3,977.50
P033675 Total				133,157.58
P033684				
2018 Non-Interstate NHS Primary Program				
Non-Interstate NHS Rehabilitation in Lexington County - US 21				
Rehabilitation				
	2019-02-27	Payment to Road & Bridge Contractors	SLOAN CONSTRUCTION	27,057.67
	2019-03-28	Payment to Road & Bridge Contractors	SLOAN CONSTRUCTION	24,237.28
	2019-06-04	Payment to Road & Bridge Contractors	SLOAN CONSTRUCTION	469.20
	2019-08-22	Payment to Road & Bridge Contractors	SLOAN CONSTRUCTION	16,471.18
	2019-09-03	Payment to Road & Bridge Contractors	SLOAN CONSTRUCTION	8,235.59
P033684 Total				76,470.92
P036898				
2018 Non-NHS Primary Program				
Non-NHS Primary Rehabilitation Lexington County - US 1				
Rehabilitation				
	2019-02-27	Engineering & Architectural Services	INFRASTRUCTURE CONSULTING &	897.36
	2019-02-27	Payment to Road & Bridge Contractors	SLOAN CONSTRUCTION	77,345.29
	2019-03-28	Payment to Road & Bridge Contractors	SLOAN CONSTRUCTION	49,873.28
	2019-08-22	Payment to Road & Bridge Contractors	SLOAN CONSTRUCTION	16,471.18
	2019-09-03	Payment to Road & Bridge Contractors	SLOAN CONSTRUCTION	594,433.90
	2019-09-11	Engineering & Architectural Services	INFRASTRUCTURE CONSULTING &	9,744.23
	2019-09-25	Engineering & Architectural Services	INFRASTRUCTURE CONSULTING &	12,889.70
	2019-09-27	Payment to Road & Bridge Contractors	SLOAN CONSTRUCTION	543,350.63
	2019-10-29	Engineering & Architectural Services	INFRASTRUCTURE CONSULTING &	7,102.07
P036898 Total				1,312,107.64
P037876				
2019 FA Secondary Preservation Program				
SCDOT Preservation in Lexington County - S- 624				
Preservation				
	2019-04-24	Payment to Road & Bridge Contractors	SLOAN CONSTRUCTION	77,802.01
	2019-05-08	Engineering & Architectural Services	INFRASTRUCTURE CONSULTING &	1,394.80
	2019-05-30	Engineering & Architectural Services	INFRASTRUCTURE CONSULTING &	105.00
	2019-06-04	Payment to Road & Bridge Contractors	Highway Maint Contr	(52,064.41)
	2019-06-24	Payment to Road & Bridge Contractors	SLOAN CONSTRUCTION	80,211.25
	2019-06-28	Engineering & Architectural Services	INFRASTRUCTURE CONSULTING &	91.32
	2019-07-16	Payment to Road & Bridge Contractors	SLOAN CONSTRUCTION	864.00
	2019-07-25	Engineering & Architectural Services	INFRASTRUCTURE CONSULTING &	1,303.07
	2019-09-11	Engineering & Architectural Services	INFRASTRUCTURE CONSULTING &	52.50
	2019-09-19	Payment to Road & Bridge Contractors	SLOAN CONSTRUCTION	149.76
P037876 Total				109,909.30

New Gas Tax Trust Fund Check Register

Vendor & Contractor Payments through October 31, 2019

County & Project Description	Posting Date	Expense Description	Vendor	Amount
P037765				
2019 FA Secondary Preservation Program				
SCDOT Preservation in Lexington County - S- 165, S- 204, S- 24, S- 56, S- 626, S- 77				
Preservation				
	2019-05-17	Payment to Road & Bridge Contractors	PALMETTO CORP	31,252.64
	2019-05-30	Engineering & Architectural Services	INFRASTRUCTURE CONSULTING &	1,045.94
	2019-06-26	Payment to Road & Bridge Contractors	PALMETTO CORP	94,558.07
	2019-06-28	Engineering & Architectural Services	INFRASTRUCTURE CONSULTING &	881.05
	2019-07-16	Payment to Road & Bridge Contractors	PALMETTO CORP	80,829.57
	2019-07-25	Engineering & Architectural Services	INFRASTRUCTURE CONSULTING &	5,264.96
	2019-08-15	Engineering & Architectural Services	INFRASTRUCTURE CONSULTING &	1,323.48
	2019-08-19	Payment to Road & Bridge Contractors	PALMETTO CORP	58,638.91
	2019-09-11	Engineering & Architectural Services	INFRASTRUCTURE CONSULTING &	2,197.19
	2019-09-25	Engineering & Architectural Services	INFRASTRUCTURE CONSULTING &	2,511.89
	2019-10-03	Payment to Road & Bridge Contractors	PALMETTO CORP	45,990.00
	2019-10-29	Payment to Road & Bridge Contractors	PALMETTO CORP	260.00
P037765 Total				324,753.70
P037766				
2019 Non-FA Secondary Preservation Program				
SCDOT Preservation in Lexington County - S- 17, S- 1764, S- 28, S- 738				
Preservation				
	2019-05-17	Payment to Road & Bridge Contractors	PALMETTO CORP	9,415.00
	2019-05-30	Engineering & Architectural Services	INFRASTRUCTURE CONSULTING &	1,060.98
	2019-06-26	Payment to Road & Bridge Contractors	PALMETTO CORP	69,130.90
	2019-07-16	Payment to Road & Bridge Contractors	PALMETTO CORP	542.60
	2019-07-25	Engineering & Architectural Services	INFRASTRUCTURE CONSULTING &	2,830.70
	2019-08-19	Payment to Road & Bridge Contractors	PALMETTO CORP	260.00
	2019-09-25	Engineering & Architectural Services	INFRASTRUCTURE CONSULTING &	569.86
	2019-10-03	Payment to Road & Bridge Contractors	PALMETTO CORP	27,267.30
	2019-10-29	Payment to Road & Bridge Contractors	Pmt Rd & Brdg Contr	(187.30)
P037766 Total				110,890.04
P037764				
2019 Non-NHS Primary Preservation Program				
SCDOT Preservation in Lexington County - SC 35, SC 6				
Preservation				
	2019-05-17	Payment to Road & Bridge Contractors	PALMETTO CORP	9,415.00
	2019-06-26	Payment to Road & Bridge Contractors	PALMETTO CORP	5,405.00
	2019-07-16	Payment to Road & Bridge Contractors	PALMETTO CORP	260.00
	2019-08-19	Payment to Road & Bridge Contractors	PALMETTO CORP	260.00
	2019-09-25	Engineering & Architectural Services	INFRASTRUCTURE CONSULTING &	453.64
	2019-10-03	Payment to Road & Bridge Contractors	PALMETTO CORP	19,080.00
	2019-10-29	Payment to Road & Bridge Contractors	PALMETTO CORP	260.00
P037764 Total				35,133.64
P037298				
2019 Non-NHS Primary Pavement Improvement Program				
Reconstruction/Rehabilitation in Lexington County - SC 6, US 1				
Reconstruction				
	2019-07-25	Engineering & Architectural Services	INFRASTRUCTURE CONSULTING &	1,579.63
	2019-08-15	Engineering & Architectural Services	INFRASTRUCTURE CONSULTING &	564.88
P037298 Total				2,144.51

New Gas Tax Trust Fund Check Register

Vendor & Contractor Payments through October 31, 2019

County & Project Description	Posting Date	Expense Description	Vendor	Amount
P037299				
2019 Statewide Non-Interstate NHS Pavement Improvement Program				
Reconstruction/Rehabilitation in Lexington County - US 378				
Reconstruction				
	2019-07-25	Engineering & Architectural Services	INFRASTRUCTURE CONSULTING &	1,824.52
P037299 Total				1,824.52
P038039				
2019 Non-NHS Primary Preservation Program				
SCDOT Preservation in Lexington County - SC 6				
Preservation				
	2019-10-15	Payment to Road & Bridge Contractors	SLURRY PAVERS INC	30,621.87
	2019-10-29	Engineering & Architectural Services	INFRASTRUCTURE CONSULTING &	633.58
P038039 Total				31,255.45
P038038				
2019 Non-Interstate NHS Preservation Program				
SCDOT Preservation in Lexington County - US 321				
Preservation				
	2019-10-15	Payment to Road & Bridge Contractors	SLURRY PAVERS INC	11,825.00
P038038 Total				11,825.00
P038040				
2019 FA Secondary's Preservation Program				
SCDOT Preservation in Lexington County - S- 34				
Preservation				
	2019-10-15	Payment to Road & Bridge Contractors	SLURRY PAVERS INC	11,825.00
P038040 Total				11,825.00
Lexington Total				20,176,684.17

New Gas Tax Trust Fund Check Register

Vendor & Contractor Payments through October 31, 2019

County & Project Description	Posting Date	Expense Description	Vendor	Amount
Marion				
P033643				
2018 Federal Aid Secondary Preservation Program				
Preservation in Marion County - S- 25				
Preservation				
	2018-09-18	Payment to Road & Bridge Contractors	CR JACKSON INC	173,795.90
	2018-10-23	Payment to Road & Bridge Contractors	CR JACKSON INC	10,799.99
	2018-11-07	Engineering & Architectural Services	MEAD & HUNT INC	4,773.26
	2018-11-14	Payment to Road & Bridge Contractors	CR JACKSON INC	5,846.66
	2019-02-13	Payment to Road & Bridge Contractors	CR JACKSON INC	21,306.30
	2019-04-11	Engineering & Architectural Services	MEAD & HUNT INC	1,173.70
	2019-06-30	Payment to Road & Bridge Contractors	REFUND PYR EXP	(677.71)
P033643 Total				217,018.10
P033635				
2018 Non-NHS Primary Preservation Program				
Preservation in Marion County - SC 41, US 501 BUS				
Preservation				
	2018-09-18	Payment to Road & Bridge Contractors	CR JACKSON INC	209,005.25
	2018-10-23	Payment to Road & Bridge Contractors	CR JACKSON INC	10,800.00
	2018-11-07	Engineering & Architectural Services	MEAD & HUNT INC	2,380.20
	2018-11-14	Payment to Road & Bridge Contractors	CR JACKSON INC	378,708.01
	2018-11-26	Engineering & Architectural Services	MEAD & HUNT INC	1,823.66
	2018-12-14	Payment to Road & Bridge Contractors	CR JACKSON INC	30,199.88
	2018-12-19	Engineering & Architectural Services	MEAD & HUNT INC	22,376.95
	2019-02-13	Payment to Road & Bridge Contractors	CR JACKSON INC	12,981.29
	2019-04-11	Engineering & Architectural Services	MEAD & HUNT INC	2,950.36
	2019-06-30	Payment to Road & Bridge Contractors	REFUND PYR EXP	(6,805.13)
P033635 Total				664,420.47
P032405				
Non-Interstate NHS Primary Pavement Program				
Federal Aid FHWA Preventative Maintenance in Marion County - US 501				
Rehabilitation				
	2018-09-26	Payment to Road & Bridge Contractors	PALMETTO CORP	79,248.40
	2018-10-23	Payment to Road & Bridge Contractors	PALMETTO CORP	347,354.94
	2018-11-19	Payment to Road & Bridge Contractors	PALMETTO CORP	703,705.70
	2018-12-12	Payment to Road & Bridge Contractors	PALMETTO CORP	778,213.89
	2019-01-17	Payment to Road & Bridge Contractors	PALMETTO CORP	122,090.38
	2019-02-20	Payment to Road & Bridge Contractors	PALMETTO CORP	15,673.04
	2019-03-15	Payment to Road & Bridge Contractors	PALMETTO CORP	9,641.54
	2019-05-17	Payment to Road & Bridge Contractors	PALMETTO CORP	6,392.80
	2019-09-18	Payment to Road & Bridge Contractors	PALMETTO CORP	2,800.00
P032405 Total				2,065,120.69

New Gas Tax Trust Fund Check Register

Vendor & Contractor Payments through October 31, 2019

County & Project Description	Posting Date	Expense Description	Vendor	Amount
P033627				
2018 Non-Interstate NHS Preservation Program				
Preservation in Marion County - US 76				
Preservation				
	2018-09-18	Payment to Road & Bridge Contractors	CR JACKSON INC	37,830.41
	2018-10-23	Payment to Road & Bridge Contractors	CR JACKSON INC	98,728.99
	2018-11-14	Payment to Road & Bridge Contractors	CR JACKSON INC	171,325.84
	2018-12-14	Payment to Road & Bridge Contractors	CR JACKSON INC	9,235.26
	2019-02-13	Payment to Road & Bridge Contractors	CR JACKSON INC	676.20
	2019-04-11	Engineering & Architectural Services	MEAD & HUNT INC	954.00
	2019-06-30	Payment to Road & Bridge Contractors	REFUND PYR EXP	(298.98)
P033627 Total				318,451.72
P033584				
Federal Aid Secondary Pavement Program				
Federal Aid FHWA Preventative Maintenance in Marion County - S- 19				
Rehabilitation				
	2018-09-26	Payment to Road & Bridge Contractors	PALMETTO CORP	611,612.84
	2018-10-23	Payment to Road & Bridge Contractors	PALMETTO CORP	61,168.94
	2018-11-19	Payment to Road & Bridge Contractors	PALMETTO CORP	8,700.00
	2018-12-12	Payment to Road & Bridge Contractors	PALMETTO CORP	2,690.40
	2019-01-17	Payment to Road & Bridge Contractors	PALMETTO CORP	13,478.00
	2019-02-05	Engineering & Architectural Services	RS&H, INC.	2,415.87
	2019-02-20	Payment to Road & Bridge Contractors	PALMETTO CORP	23,814.67
	2019-03-15	Payment to Road & Bridge Contractors	PALMETTO CORP	180.32
	2019-03-22	Engineering & Architectural Services	RS&H, INC.	384.76
	2019-05-17	Payment to Road & Bridge Contractors	PALMETTO CORP	203.40
	2019-09-18	Payment to Road & Bridge Contractors	PALMETTO CORP	31,402.96
P033584 Total				756,052.16
P037561				
2019 Non-FA Secondary Pavement Improvement Program				
Reconstruction/Rehabilitation in Marion County - S- 40				
Reconstruction				
	2019-05-23	Highway Maintenance Contracts	CR JACKSON INC	4,988.14
	2019-06-18	Highway Maintenance Contracts	CR JACKSON INC	3,278.57
	2019-07-16	Highway Maintenance Contracts	CR JACKSON INC	67,557.02
	2019-08-19	Highway Maintenance Contracts	CR JACKSON INC	105,848.08
	2019-10-10	Highway Maintenance Contracts	CR JACKSON INC	5,131.96
P037561 Total				186,803.77
P037558				
2019 Non-NHS Primary Pavement Improvement Program				
Reconstruction/Rehabilitation in Marion County - US 501				
Rehabilitation				
	2019-05-23	Payment to Road & Bridge Contractors	CR JACKSON INC	447,858.42
	2019-06-18	Payment to Road & Bridge Contractors	CR JACKSON INC	707,911.93
	2019-06-24	Engineering & Architectural Services	MEAD & HUNT INC	1,650.30
	2019-07-15	Engineering & Architectural Services	MEAD & HUNT INC	1,572.80
	2019-07-16	Payment to Road & Bridge Contractors	Payment to Road and Bridge Contractors:	(3,110.37)
	2019-08-19	Payment to Road & Bridge Contractors	CR JACKSON INC	3,404.71
	2019-09-17	Payment to Road & Bridge Contractors	CR JACKSON INC	1,128.16
	2019-10-10	Payment to Road & Bridge Contractors	CR JACKSON INC	2,596.86
P037558 Total				1,163,012.81

New Gas Tax Trust Fund Check Register

Vendor & Contractor Payments through October 31, 2019

County & Project Description	Posting Date	Expense Description	Vendor	Amount
P037559				
2019 FA Secondary Pavement Improvement Program				
Reconstruction/Rehabilitation in Marion County - S- 19				
Rehabilitation				
	2019-05-23	Payment to Road & Bridge Contractors	CR JACKSON INC	104,514.84
	2019-06-18	Payment to Road & Bridge Contractors	CR JACKSON INC	16,516.68
	2019-07-16	Payment to Road & Bridge Contractors	CR JACKSON INC	7,099.05
	2019-08-19	Payment to Road & Bridge Contractors	CR JACKSON INC	2,285.71
	2019-09-17	Payment to Road & Bridge Contractors	CR JACKSON INC	904.38
P037559 Total				131,320.66
P037560				
2019 FA Secondary Pavement Improvement Program				
Reconstruction/Rehabilitation in Marion County - S- 31				
Reconstruction				
	2019-05-23	Payment to Road & Bridge Contractors	CR JACKSON INC	17,917.14
	2019-06-18	Payment to Road & Bridge Contractors	CR JACKSON INC	134,747.35
	2019-07-16	Payment to Road & Bridge Contractors	CR JACKSON INC	175,946.56
	2019-08-19	Payment to Road & Bridge Contractors	CR JACKSON INC	2,285.71
	2019-09-17	Payment to Road & Bridge Contractors	CR JACKSON INC	1,220.00
	2019-10-10	Payment to Road & Bridge Contractors	CR JACKSON INC	4,440.09
P037560 Total				336,556.85
P037935				
2019 Non-Interstate NHS/Non-NHS Primary Preservation Program				
SCDOT Preservation in Marion County - US 76				
Preservation				
	2019-07-16	Payment to Road & Bridge Contractors	SOUTHERN ASPHALT INC	15,581.25
	2019-08-19	Payment to Road & Bridge Contractors	SOUTHERN ASPHALT INC	740,447.18
	2019-09-17	Payment to Road & Bridge Contractors	SOUTHERN ASPHALT INC	8,007.07
	2019-10-07	Payment to Road & Bridge Contractors	SOUTHERN ASPHALT INC	31,058.54
P037935 Total				795,094.04
P037937				
2019 FA Secondary Preservation Program				
SCDOT Preservation in Marion County - S- 45				
Preservation				
	2019-07-16	Payment to Road & Bridge Contractors	SOUTHERN ASPHALT INC	14,348.85
	2019-08-19	Payment to Road & Bridge Contractors	SOUTHERN ASPHALT INC	90,939.99
	2019-09-17	Payment to Road & Bridge Contractors	SOUTHERN ASPHALT INC	23,251.10
	2019-10-07	Payment to Road & Bridge Contractors	SOUTHERN ASPHALT INC	10,408.39
P037937 Total				138,948.33
Marion Total				6,772,799.60

New Gas Tax Trust Fund Check Register

Vendor & Contractor Payments through October 31, 2019

County & Project Description	Posting Date	Expense Description	Vendor	Amount
Marlboro				
P032406				
Non-Interstate NHS Primary Program				
Federal Aid FHWA Preventative Maintenance in Marlboro County - SC 38				
Rehabilitation				
	2018-06-30	Payment to Road & Bridge Contractors	CR JACKSON INC	27,937.50
	2018-08-09	Payment to Road & Bridge Contractors	CR JACKSON INC	23,945.00
	2018-09-07	Engineering & Architectural Services	RS&H, INC.	309.36
	2018-10-12	Payment to Road & Bridge Contractors	CR JACKSON INC	179,675.18
	2018-12-12	Payment to Road & Bridge Contractors	CR JACKSON INC	1,327,745.25
	2019-01-16	Payment to Road & Bridge Contractors	CR JACKSON INC	301,084.80
	2019-01-23	Engineering & Architectural Services	MEAD & HUNT INC	8,866.17
	2019-02-04	Payment to Road & Bridge Contractors	CR JACKSON INC	98.88
	2019-02-05	Engineering & Architectural Services	RS&H, INC.	12,776.36
	2019-02-20	Payment to Road & Bridge Contractors	CR JACKSON INC	24,045.48
	2019-04-11	Engineering & Architectural Services	MEAD & HUNT INC	1,941.27
	2019-05-29	Engineering & Architectural Services	RS&H, INC.	489.85
	2019-06-19	Payment to Road & Bridge Contractors	CR JACKSON INC	16,955.71
P032406 Total				1,925,870.81
P033585				
Federal Aid Secondary Pavement Program				
Federal Aid FHWA Preventative Maintenance in Marlboro County - S- 50				
Rehabilitation				
	2018-06-30	Payment to Road & Bridge Contractors	CR JACKSON INC	27,937.50
	2018-08-09	Payment to Road & Bridge Contractors	CR JACKSON INC	529,663.67
	2018-09-07	Engineering & Architectural Services	RS&H, INC.	262.00
	2018-09-18	Engineering & Architectural Services	RS&H, INC.	5,686.52
	2018-10-12	Payment to Road & Bridge Contractors	CR JACKSON INC	1,937.50
	2018-12-12	Payment to Road & Bridge Contractors	CR JACKSON INC	1,937.50
	2019-01-10	Engineering & Architectural Services	RS&H, INC.	9,025.77
	2019-01-16	Payment to Road & Bridge Contractors	CR JACKSON INC	527.00
	2019-01-23	Engineering & Architectural Services	MEAD & HUNT INC	1,253.72
	2019-02-20	Payment to Road & Bridge Contractors	CR JACKSON INC	8,032.04
	2019-03-22	Engineering & Architectural Services	RS&H, INC.	659.36
	2019-04-11	Engineering & Architectural Services	MEAD & HUNT INC	157.20
	2019-06-19	Payment to Road & Bridge Contractors	CR JACKSON INC	3,250.50
P033585 Total				590,330.28
P033628				
2018 Non-Interstate NHS Primary Program				
Non-Interstate NHS Primary Preservation in Marlboro County - US 1				
Preservation				
	2018-11-26	Engineering & Architectural Services	MEAD & HUNT INC	204.90
	2019-02-20	Payment to Road & Bridge Contractors	PALMETTO CORP	46,006.46
	2019-03-19	Payment to Road & Bridge Contractors	PALMETTO CORP	123,990.01
	2019-04-11	Engineering & Architectural Services	MEAD & HUNT INC	157.70
	2019-05-29	Engineering & Architectural Services	RS&H, INC.	4,185.66
	2019-06-26	Payment to Road & Bridge Contractors	PALMETTO CORP	188,531.44
	2019-07-16	Payment to Road & Bridge Contractors	PALMETTO CORP	17,195.31
	2019-08-15	Engineering & Architectural Services	RS&H, INC.	4,453.45
	2019-08-16	Payment to Road & Bridge Contractors	PALMETTO CORP	2,162.28
	2019-08-28	Engineering & Architectural Services	MEAD & HUNT INC	287.70
P033628 Total				387,174.91

New Gas Tax Trust Fund Check Register

Vendor & Contractor Payments through October 31, 2019

County & Project Description	Posting Date	Expense Description	Vendor	Amount
P033636				
2018 Non-NHS Primary Program				
Non-NHS Primary Preservation in Marlboro County - US 15				
Preservation				
	2018-11-26	Engineering & Architectural Services	MEAD & HUNT INC	918.06
	2019-02-20	Payment to Road & Bridge Contractors	PALMETTO CORP	51,175.26
	2019-03-19	Payment to Road & Bridge Contractors	PALMETTO CORP	14,633.33
	2019-04-11	Engineering & Architectural Services	MEAD & HUNT INC	65.00
	2019-05-15	Payment to Road & Bridge Contractors	PALMETTO CORP	10,664.89
	2019-06-26	Payment to Road & Bridge Contractors	PALMETTO CORP	510,796.37
	2019-07-16	Payment to Road & Bridge Contractors	PALMETTO CORP	55,891.76
	2019-08-15	Engineering & Architectural Services	RS&H, INC.	4,373.74
	2019-08-16	Payment to Road & Bridge Contractors	PALMETTO CORP	12.24
	2019-08-28	Engineering & Architectural Services	MEAD & HUNT INC	1,143.30
P033636 Total				649,673.95
P033644				
2018 Federal Aid Secondary Program				
Federal Aid Secondary Preservation in Marlboro County - S- 564				
Preservation				
	2019-02-20	Payment to Road & Bridge Contractors	PALMETTO CORP	27,603.99
	2019-03-19	Payment to Road & Bridge Contractors	PALMETTO CORP	14,633.33
	2019-04-11	Engineering & Architectural Services	MEAD & HUNT INC	157.70
	2019-05-15	Payment to Road & Bridge Contractors	PALMETTO CORP	55,637.29
	2019-06-26	Payment to Road & Bridge Contractors	PALMETTO CORP	9,672.98
	2019-07-15	Engineering & Architectural Services	RS&H, INC.	2,790.44
	2019-07-16	Payment to Road & Bridge Contractors	PALMETTO CORP	2,316.67
P033644 Total				112,812.40
P037562				
2019 Non-NHS Primary Pavement Improvement Program				
Reconstruction/Rehabilitation in Marlboro County - SC 9				
Rehabilitation				
	2019-04-11	Engineering & Architectural Services	MEAD & HUNT INC	1,543.74
	2019-05-29	Engineering & Architectural Services	RS&H, INC.	144.28
	2019-06-19	Payment to Road & Bridge Contractors	CR JACKSON INC	40,086.72
	2019-06-30	Payment to Road & Bridge Contractors	CR JACKSON INC	27,071.44
	2019-09-19	Payment to Road & Bridge Contractors	CR JACKSON INC	8,142.86
	2019-10-17	Payment to Road & Bridge Contractors	CR JACKSON INC	8,142.86
P037562 Total				85,131.90
P037564				
2019 Non-FA Secondary Pavement Improvement Program				
Reconstruction/Rehabilitation in Marlboro County - S- 202, S- 339, S- 627, S- 704, S- 819				
Reconstruction				
	2019-06-19	Highway Maintenance Contracts	CR JACKSON INC	11,897.31
	2019-06-30	Highway Maintenance Contracts	CR JACKSON INC	8,121.43
	2019-09-19	Highway Maintenance Contracts	CR JACKSON INC	170,605.15
	2019-10-17	Highway Maintenance Contracts	CR JACKSON INC	137,408.58
P037564 Total				328,032.47

New Gas Tax Trust Fund Check Register

Vendor & Contractor Payments through October 31, 2019

County & Project Description	Posting Date	Expense Description	Vendor	Amount
P037563				
2019 FA Secondary Pavement Improvement Program				
Reconstruction/Rehabilitation in Marlboro County - S- 55				
Rehabilitation				
	2019-06-19	Payment to Road & Bridge Contractors	CR JACKSON INC	38,994.71
	2019-06-30	Payment to Road & Bridge Contractors	CR JACKSON INC	27,071.43
	2019-09-19	Payment to Road & Bridge Contractors	CR JACKSON INC	8,142.86
	2019-10-17	Payment to Road & Bridge Contractors	CR JACKSON INC	8,142.86
P037563 Total				82,351.86
P037939				
2019 Non-Interstate NHS Preservation Program				
SCDOT Preservation in Marlboro County - US 1				
Preservation				
	2019-09-19	Engineering & Architectural Services	MEAD & HUNT INC	458.49
	2019-09-19	Payment to Road & Bridge Contractors	PALMETTO CORP	30,691.14
P037939 Total				31,149.63
P037940				
2019 Non-NHS Primary Preservation Program				
SCDOT Preservation in Marlboro County - SC 9				
Preservation				
	2019-09-19	Engineering & Architectural Services	MEAD & HUNT INC	276.32
	2019-09-19	Payment to Road & Bridge Contractors	PALMETTO CORP	177,294.64
	2019-10-30	Engineering & Architectural Services	MEAD & HUNT INC	2,662.47
P037940 Total				180,233.43
Marlboro Total				4,372,761.64

New Gas Tax Trust Fund Check Register

Vendor & Contractor Payments through October 31, 2019

County & Project Description	Posting Date	Expense Description	Vendor	Amount
McCormick				
P032453				
Non-NHS Primary Program				
Federal Aid FHWA Preventative Maintenance in McCormick County - SC 28				
Rehabilitation				
	2018-12-03	Engineering & Architectural Services	DAVIS & FLOYD INC	1,336.13
	2019-02-05	Payment to Road & Bridge Contractors	SATTERFIELD CONSTRUCTION CO INC	20,397.00
	2019-02-15	Payment to Road & Bridge Contractors	SATTERFIELD CONSTRUCTION CO INC	36,142.50
	2019-03-18	Engineering & Architectural Services	DAVIS & FLOYD INC	2,161.00
	2019-04-17	Engineering & Architectural Services	DAVIS & FLOYD INC	2,647.54
	2019-05-15	Payment to Road & Bridge Contractors	SATTERFIELD CONSTRUCTION CO INC	14,759.92
	2019-06-19	Payment to Road & Bridge Contractors	SATTERFIELD CONSTRUCTION CO INC	103,943.32
	2019-10-11	Payment to Road & Bridge Contractors	SATTERFIELD CONSTRUCTION CO INC	313,782.39
P032453 Total				495,169.80
P032454				
Federal Aid Secondary Pavement Program				
Federal Aid FHWA Preventative Maintenance in McCormick County - S- 11				
Rehabilitation				
	2019-02-05	Payment to Road & Bridge Contractors	SATTERFIELD CONSTRUCTION CO INC	20,709.00
	2019-02-15	Payment to Road & Bridge Contractors	SATTERFIELD CONSTRUCTION CO INC	12,875.00
	2019-09-12	Payment to Road & Bridge Contractors	SATTERFIELD CONSTRUCTION CO INC	60,910.07
	2019-10-11	Payment to Road & Bridge Contractors	SATTERFIELD CONSTRUCTION CO INC	126,714.66
P032454 Total				221,208.73
P036796				
2018 Federal Aid Secondary Preservation Program				
SCDOT Federal Aid Preservation in McCormick County - S- 22				
Preservation				
	2018-08-08	Payment to Road & Bridge Contractors	SATTERFIELD CONSTRUCTION CO INC	13,265.50
	2018-09-17	Payment to Road & Bridge Contractors	SATTERFIELD CONSTRUCTION CO INC	16,470.00
	2018-10-12	Payment to Road & Bridge Contractors	SATTERFIELD CONSTRUCTION CO INC	30,284.61
	2018-11-08	Payment to Road & Bridge Contractors	SATTERFIELD CONSTRUCTION CO INC	41,672.40
	2018-12-14	Payment to Road & Bridge Contractors	SATTERFIELD CONSTRUCTION CO INC	4,500.00
P036796 Total				106,192.51
P037836				
2019 Non-Interstate NHS Pavement Improvement Program				
Preservation in McCormick county - SC 28				
Preservation				
	2019-02-15	Engineering & Architectural Services	DAVIS & FLOYD INC	1,322.15
	2019-03-18	Engineering & Architectural Services	DAVIS & FLOYD INC	4,244.71
	2019-07-18	Payment to Road & Bridge Contractors	SLURRY PAVERS INC	70,125.74
	2019-09-24	Payment to Road & Bridge Contractors	SLURRY PAVERS INC	77,868.67
	2019-10-15	Payment to Road & Bridge Contractors	SLURRY PAVERS INC	83,393.28
P037836 Total				236,954.55

New Gas Tax Trust Fund Check Register

Vendor & Contractor Payments through October 31, 2019

County & Project Description	Posting Date	Expense Description	Vendor	Amount
P036793				
2018 Non-NHS Primary Preservation Program				
SCDOT Federal Aid Preservation in McCormick County - SC 28				
Preservation				
	2019-03-18	Engineering & Architectural Services	DAVIS & FLOYD INC	1,335.06
	2019-03-25	Payment to Road & Bridge Contractors	HUDSON CONSTRUCTION COMPANY	140,861.35
	2019-05-07	Payment to Road & Bridge Contractors	HUDSON CONSTRUCTION COMPANY	16,479.44
	2019-05-08	Payment to Road & Bridge Contractors	HUDSON CONSTRUCTION COMPANY	4,823.08
	2019-06-07	Payment to Road & Bridge Contractors	HUDSON CONSTRUCTION COMPANY	211,377.16
	2019-06-30	Payment to Road & Bridge Contractors	HUDSON CONSTRUCTION COMPANY	10,434.60
	2019-08-19	Payment to Road & Bridge Contractors	HUDSON CONSTRUCTION COMPANY	15,795.40
P036793 Total				401,106.09
P037750				
2019 FA Secondary Pavement Improvement Program				
Preservation in McCormick County - S- 7				
Preservation				
	2019-06-04	Payment to Road & Bridge Contractors	REMAC ASPHALT MAINTENANCE INC	9,150.80
	2019-06-30	Payment to Road & Bridge Contractors	REMAC ASPHALT MAINTENANCE INC	33.33
P037750 Total				9,184.13
P037753				
2019 Non-NHS Primary Pavement Preservation Program				
2019 Preservation in McCormick County - US 378				
Preservation				
	2019-06-04	Payment to Road & Bridge Contractors	REMAC ASPHALT MAINTENANCE INC	13,487.60
	2019-06-30	Payment to Road & Bridge Contractors	REMAC ASPHALT MAINTENANCE INC	33.33
P037753 Total				13,520.93
P037867				
2019 Non-NHS Primary Pavement Improvement Program				
Preservation in McCormick county - US 221				
Preservation				
	2019-07-18	Payment to Road & Bridge Contractors	SLURRY PAVERS INC	105,630.96
	2019-09-24	Payment to Road & Bridge Contractors	SLURRY PAVERS INC	15,329.83
	2019-10-15	Payment to Road & Bridge Contractors	SLURRY PAVERS INC	217.44
P037867 Total				121,178.23
P037519				
2019 Non- FA Secondary Pavement Improvement Program				
Rehabilitation in McCormick County - S- 122, S- 145, S- 168, S- 259, S- 303, S- 91, S- 95				
Rehabilitation				
	2019-10-11	Highway Maintenance Contracts	SATTERFIELD CONSTRUCTION CO INC	3,825.00
P037519 Total				3,825.00
P037518				
2019 Non- NHS Primary Pavement Improvement Program				
Rehabilitation in McCormick County - US 221				
Rehabilitation				
	2019-10-11	Payment to Road & Bridge Contractors	SATTERFIELD CONSTRUCTION CO INC	14,490.00
P037518 Total				14,490.00
McCormick Total				1,622,829.97

New Gas Tax Trust Fund Check Register

Vendor & Contractor Payments through October 31, 2019

County & Project Description	Posting Date	Expense Description	Vendor	Amount
Newberry				
P032456				
Non-NHS Primary Pavement Program				
Federal Aid FHWA Preventative Maintenance in Newberry County - US 176				
Rehabilitation				
	2018-05-14	Payment to Road & Bridge Contractors	SATTERFIELD CONSTRUCTION CO INC	230,454.39
	2018-06-12	Payment to Road & Bridge Contractors	SATTERFIELD CONSTRUCTION CO INC	61,384.51
	2018-06-18	Engineering & Architectural Services	MICHAEL BAKER INTERNATIONAL INC	5,775.21
	2018-06-30	Payment to Road & Bridge Contractors	SATTERFIELD CONSTRUCTION CO INC	2,520.00
	2018-08-14	Payment to Road & Bridge Contractors	SATTERFIELD CONSTRUCTION CO INC	22,000.00
	2018-08-30	Engineering & Architectural Services	MICHAEL BAKER INTERNATIONAL INC	1,763.92
	2019-01-09	Engineering & Architectural Services	MICHAEL BAKER INTERNATIONAL INC	1,713.14
	2019-01-17	Payment to Road & Bridge Contractors	SATTERFIELD CONSTRUCTION CO INC	21,604.84
	2019-06-12	Payment to Road & Bridge Contractors	SATTERFIELD CONSTRUCTION CO INC	1,226,870.78
	2019-06-30	Payment to Road & Bridge Contractors	SATTERFIELD CONSTRUCTION CO INC	15,972.00
P032456 Total				1,590,058.79
P036827				
2018 Federal Aid Secondary Preservation Program				
SCDOT Federal Aid Preservation in Newberry County - S- 28				
Preservation				
	2018-08-08	Payment to Road & Bridge Contractors	SATTERFIELD CONSTRUCTION CO INC	13,469.50
	2018-09-17	Payment to Road & Bridge Contractors	SATTERFIELD CONSTRUCTION CO INC	90,838.35
	2018-10-12	Payment to Road & Bridge Contractors	SATTERFIELD CONSTRUCTION CO INC	65,706.15
	2018-12-14	Payment to Road & Bridge Contractors	SATTERFIELD CONSTRUCTION CO INC	24,458.10
P036827 Total				194,472.10
P038113				
Safety Improvements in Newberry County				
Safety Improvements on SC 34 from MP 0.0 to MP 10.0 - SC 34				
Safety Improvement				
	2018-11-21	Printing, Binding, Advertising	CHAMPION MEDIA LLC	60.00
P038113 Total				60.00
P036830				
2018 Federal Aid Primary Pmt Preservation Program				
SCDOT Federal Aid Primary Preservation in Newberry County - SC 34				
Preservation				
	2019-01-17	Payment to Road & Bridge Contractors	SATTERFIELD CONSTRUCTION CO INC	13,152.00
	2019-02-14	Payment to Road & Bridge Contractors	SATTERFIELD CONSTRUCTION CO INC	71,783.86
	2019-04-11	Payment to Road & Bridge Contractors	SATTERFIELD CONSTRUCTION CO INC	125,381.45
	2019-05-14	Payment to Road & Bridge Contractors	SATTERFIELD CONSTRUCTION CO INC	14,538.26
	2019-06-30	Payment to Road & Bridge Contractors	SATTERFIELD CONSTRUCTION CO INC	6,900.00
P036830 Total				231,755.57
P036825				
2018 Federal Aid Primary Preservation Program				
SCDOT Federal Aid Preservation in Newberry County - SC 34, SC 391				
Preservation				
	2019-03-14	Payment to Road & Bridge Contractors	GORDON COMPANY INC	23,134.05
	2019-04-09	Payment to Road & Bridge Contractors	GORDON COMPANY INC	890.63
	2019-05-30	Payment to Road & Bridge Contractors	GORDON COMPANY INC	250.00
P036825 Total				24,274.68

New Gas Tax Trust Fund Check Register

Vendor & Contractor Payments through October 31, 2019

County & Project Description	Posting Date	Expense Description	Vendor	Amount
P036826				
2018 Federal Aid Secondary Preservation Program				
SCDOT Federal Aid Preservation in Newberry County - S- 15, S- 571				
Preservation				
	2019-03-14	Payment to Road & Bridge Contractors	GORDON COMPANY INC	10,120.19
	2019-04-09	Payment to Road & Bridge Contractors	GORDON COMPANY INC	890.63
	2019-05-30	Payment to Road & Bridge Contractors	GORDON COMPANY INC	250.00
P036826 Total				11,260.82
P037756				
2019 FA Secondaries Pavement Improvement Program				
Preservation in Newberry county - S- 28				
Preservation				
	2019-04-11	Payment to Road & Bridge Contractors	SATTERFIELD CONSTRUCTION CO INC	9,826.00
	2019-06-18	Payment to Road & Bridge Contractors	SATTERFIELD CONSTRUCTION CO INC	5,475.00
	2019-06-30	Payment to Road & Bridge Contractors	SATTERFIELD CONSTRUCTION CO INC	32,889.46
	2019-08-14	Payment to Road & Bridge Contractors	SATTERFIELD CONSTRUCTION CO INC	99,087.08
	2019-08-15	Engineering & Architectural Services	MICHAEL BAKER INTERNATIONAL INC	599.76
	2019-08-29	Engineering & Architectural Services	MICHAEL BAKER INTERNATIONAL INC	882.26
	2019-09-11	Payment to Road & Bridge Contractors	SATTERFIELD CONSTRUCTION CO INC	23,230.51
P037756 Total				171,990.07
P037838				
2019 Non- Interstate NHS Pavement Improvement Program				
Preservation in Newberry County - US 176				
Preservation				
	2019-08-06	Payment to Road & Bridge Contractors	SATTERFIELD CONSTRUCTION CO INC	11,215.00
	2019-08-29	Engineering & Architectural Services	MICHAEL BAKER INTERNATIONAL INC	4,715.26
	2019-10-18	Payment to Road & Bridge Contractors	SATTERFIELD CONSTRUCTION CO INC	97,462.64
	2019-10-30	Payment to Road & Bridge Contractors	SATTERFIELD CONSTRUCTION CO INC	11,944.06
P037838 Total				125,336.96
P032457				
2018 Federal Aid Secondary Program				
Federal Aid Secondary Reconstruction in Newberry County - S- 38				
Reconstruction				
	2019-08-23	Payment to Road & Bridge Contractors	SATTERFIELD CONSTRUCTION CO INC	36,764.00
	2019-09-16	Payment to Road & Bridge Contractors	SATTERFIELD CONSTRUCTION CO INC	20,000.00
	2019-10-15	Payment to Road & Bridge Contractors	SATTERFIELD CONSTRUCTION CO INC	5,000.00
P032457 Total				61,764.00
Newberry Total				2,410,972.99

New Gas Tax Trust Fund Check Register

Vendor & Contractor Payments through October 31, 2019

County & Project Description	Posting Date	Expense Description	Vendor	Amount
Oconee				
P032308				
Non-Interstate NHS Pavement Program				
NHS FHWA Preventative Maintenance in Oconee County - US 76				
Rehabilitation				
	2018-08-10	Payment to Road & Bridge Contractors	KING ASPHALT INC	294,356.23
	2018-09-20	Payment to Road & Bridge Contractors	KING ASPHALT INC	751,379.00
	2018-10-09	Payment to Road & Bridge Contractors	KING ASPHALT INC	123,595.36
	2018-10-18	Engineering & Architectural Services	DAVIS & FLOYD INC	4,643.31
	2018-11-05	Engineering & Architectural Services	DAVIS & FLOYD INC	12,269.06
	2018-11-08	Payment to Road & Bridge Contractors	KING ASPHALT INC	49,920.00
	2019-01-10	Payment to Road & Bridge Contractors	KING ASPHALT INC	28,421.39
	2019-02-08	Payment to Road & Bridge Contractors	KING ASPHALT INC	3,503.50
	2019-03-04	Payment to Road & Bridge Contractors	KING ASPHALT INC	11,160.00
	2019-04-10	Payment to Road & Bridge Contractors	KING ASPHALT INC	18,943.20
	2019-05-08	Payment to Road & Bridge Contractors	KING ASPHALT INC	4,902.35
	2019-07-30	Payment to Road & Bridge Contractors	KING ASPHALT INC	8,750.00
	2019-08-12	Payment to Railroad Company	NORFOLK SOUTHERN RAILWAY COMPANY	1,047.96
	2019-10-31	Payment to Railroad Company	NORFOLK SOUTHERN RAILWAY COMPANY	1,021.59
P032308 Total				1,313,912.95
P032415				
Non-Interstate NHS Pavement Program				
Federal Aid FHWA Preventative Maintenance in Oconee County - US 123				
Rehabilitation				
	2018-08-10	Payment to Road & Bridge Contractors	KING ASPHALT INC	142,091.74
	2018-09-20	Payment to Road & Bridge Contractors	KING ASPHALT INC	382,800.25
	2018-10-09	Payment to Road & Bridge Contractors	KING ASPHALT INC	210,757.55
	2018-11-08	Payment to Road & Bridge Contractors	KING ASPHALT INC	654,663.91
	2018-12-06	Payment to Road & Bridge Contractors	KING ASPHALT INC	27,970.00
	2019-02-08	Payment to Road & Bridge Contractors	KING ASPHALT INC	134,586.05
	2019-03-04	Payment to Road & Bridge Contractors	KING ASPHALT INC	121,310.00
	2019-04-10	Payment to Road & Bridge Contractors	KING ASPHALT INC	104,563.39
	2019-07-30	Payment to Road & Bridge Contractors	KING ASPHALT INC	78,300.00
P032415 Total				1,857,042.89
P037458				
2019 Non-NHS Primary Preservation Program				
SCDOT Preservation in Oconee County - SC 130				
Preservation				
	2019-01-11	Payment to Road & Bridge Contractors	F & R ASPHALT INC	237,206.95
	2019-02-11	Payment to Road & Bridge Contractors	F & R ASPHALT INC	22,128.18
	2019-06-13	Payment to Road & Bridge Contractors	F & R ASPHALT INC	39,500.00
	2019-07-16	Payment to Road & Bridge Contractors	F & R ASPHALT INC	9,200.00
	2019-08-06	Payment to Road & Bridge Contractors	F & R ASPHALT INC	24,479.50
P037458 Total				332,514.63
P037235				
2019 Non-Interstate NHS				
Rehabilitation in Oconee County - US 76				
Rehabilitation				
	2019-02-14	Payment to Road & Bridge Contractors	KING ASPHALT INC	6,456.00
	2019-03-04	Payment to Road & Bridge Contractors	KING ASPHALT INC	240,789.00
	2019-04-09	Payment to Road & Bridge Contractors	KING ASPHALT INC	93,861.00
	2019-05-23	Payment to Road & Bridge Contractors	KING ASPHALT INC	60,000.00
	2019-08-07	Payment to Road & Bridge Contractors	KING ASPHALT INC	21,667.68

New Gas Tax Trust Fund Check Register

Vendor & Contractor Payments through October 31, 2019

County & Project Description	Posting Date	Expense Description	Vendor	Amount
P037235 Total				422,773.68
P037238				
2019 Non NHS Primary Program				
Rehabilitation and Reconstruction in Oconee County - SC 11				
Reconstruction				
	2019-02-14	Payment to Road & Bridge Contractors	KING ASPHALT INC	302,625.33
	2019-03-04	Payment to Road & Bridge Contractors	KING ASPHALT INC	101,452.37
	2019-05-23	Payment to Road & Bridge Contractors	KING ASPHALT INC	537,662.64
	2019-06-24	Payment to Road & Bridge Contractors	KING ASPHALT INC	649,519.14
	2019-08-07	Payment to Road & Bridge Contractors	KING ASPHALT INC	16,470.40
	2019-09-04	Payment to Road & Bridge Contractors	KING ASPHALT INC	11,034.59
	2019-10-09	Payment to Road & Bridge Contractors	KING ASPHALT INC	21,668.42
P037238 Total				1,640,432.89
P037239				
2019 FA Secondary's Pavement Improvement Program				
Reconstruction in Oconee County - S- 488				
Reconstruction				
	2019-02-14	Payment to Road & Bridge Contractors	KING ASPHALT INC	166,090.50
	2019-03-04	Payment to Road & Bridge Contractors	KING ASPHALT INC	1,215.00
	2019-05-23	Payment to Road & Bridge Contractors	KING ASPHALT INC	523,817.11
	2019-06-24	Payment to Road & Bridge Contractors	KING ASPHALT INC	170,158.85
	2019-08-07	Payment to Road & Bridge Contractors	KING ASPHALT INC	16,932.90
	2019-09-04	Payment to Road & Bridge Contractors	KING ASPHALT INC	2,880.84
	2019-10-09	Payment to Road & Bridge Contractors	KING ASPHALT INC	5,114.36
P037239 Total				886,209.56
P037240				
2019 Non-FA Secondary's Pavement Improvement Program				
Reconstruction / Rehabilitation in Oconee County - S- 66, S- 85, S- 85 CON				
Reconstruction				
	2019-02-14	Highway Maintenance Contracts	KING ASPHALT INC	678.00
	2019-03-04	Highway Maintenance Contracts	KING ASPHALT INC	742.50
	2019-03-07	Highway Maintenance Contracts	Highway Maint Contr	(474.60)
	2019-05-23	Highway Maintenance Contracts	KING ASPHALT INC	109,512.59
	2019-06-24	Highway Maintenance Contracts	KING ASPHALT INC	262,781.43
	2019-08-07	Highway Maintenance Contracts	Pmt Rd & Brdg Contr	(4,259.53)
	2019-09-04	Highway Maintenance Contracts	KING ASPHALT INC	3,619.49
	2019-10-09	Highway Maintenance Contracts	KING ASPHALT INC	3,974.15
P037240 Total				376,574.03
P030145				
2017 Federal Aid Secondary Program				
Federal Aid Secondary Reconstruction in Oconee County - S- 155, S- 610				
Reconstruction				
	2019-03-06	Payment to Road & Bridge Contractors	ROGERS GROUP INC	5,083.60
	2019-04-09	Payment to Road & Bridge Contractors	ROGERS GROUP INC	294,587.01
	2019-05-08	Payment to Road & Bridge Contractors	ROGERS GROUP INC	206,931.43
	2019-06-06	Payment to Road & Bridge Contractors	ROGERS GROUP INC	5,892.00
	2019-07-25	Payment to Road & Bridge Contractors	ROGERS GROUP INC	22,685.00
	2019-10-11	Payment to Road & Bridge Contractors	ROGERS GROUP INC	7.68
P030145 Total				535,186.72

New Gas Tax Trust Fund Check Register

Vendor & Contractor Payments through October 31, 2019

County & Project Description	Posting Date	Expense Description	Vendor	Amount
P032455				
2018 Federal Aid Secondary Program				
Federal Aid Reconstruction in Oconee County - S- 63				
Reconstruction				
	2019-03-06	Payment to Road & Bridge Contractors	ROGERS GROUP INC	3,490.50
	2019-04-02	Payment to Road & Bridge Contractors	ROGERS GROUP INC	4,560.00
	2019-06-30	Payment to Road & Bridge Contractors	ROGERS GROUP INC	175,842.60
	2019-08-07	Payment to Road & Bridge Contractors	ROGERS GROUP INC	716,908.01
	2019-10-08	Payment to Road & Bridge Contractors	ROGERS GROUP INC	15,980.75
	2019-10-09	Payment to Road & Bridge Contractors	ROGERS GROUP INC	279,175.92
P032455 Total				1,195,957.78
P033664				
2018 Non-Interstate NHS Primary Program				
Non-Interstate NHS Primary Preservation in Oconee County - US 76				
Preservation				
	2019-03-13	Payment to Road & Bridge Contractors	SLURRY PAVERS INC	140,463.87
	2019-04-11	Payment to Road & Bridge Contractors	SLURRY PAVERS INC	44,436.80
	2019-08-07	Payment to Road & Bridge Contractors	SLURRY PAVERS INC	6,705.22
	2019-09-17	Payment to Road & Bridge Contractors	SLURRY PAVERS INC	136,977.29
P033664 Total				328,583.18
P038369				
US 76 Safety Improvements in Oconee County				
RRSP Safety Improvements from Georgia State Line to near Dewey St - US 76				
Safety Improvement				
	2019-03-13	Printing, Binding, Advertising	UPSTATE NEWSPAPER INC	39.39
	2019-06-18	Engineering & Architectural Services	PLATINUM GEOMATICS LLC	20,788.35
	2019-06-30	Engineering & Architectural Services	CDM SMITH INC	30,154.27
	2019-08-26	Engineering & Architectural Services	PLATINUM GEOMATICS LLC	455.25
	2019-09-26	Engineering & Architectural Services	PLATINUM GEOMATICS LLC	569.06
	2019-10-22	Engineering & Architectural Services	PLATINUM GEOMATICS LLC	12,567.05
P038369 Total				64,573.37
P032304				
2018 Non-NHS Primary Program				
Non-NHS Primary Preservation in Oconee County - SC 182, SC 59				
Preservation				
	2019-08-07	Payment to Road & Bridge Contractors	SLURRY PAVERS INC	35,543.24
	2019-09-17	Payment to Road & Bridge Contractors	SLURRY PAVERS INC	373,971.35
P032304 Total				409,514.59
P033658				
2018 Federal Aid Secondary Program				
Federal Aid Secondary Preservation in Oconee County - S- 21, S- 65				
Preservation				
	2019-08-07	Payment to Road & Bridge Contractors	SLURRY PAVERS INC	15,825.98
	2019-09-17	Payment to Road & Bridge Contractors	SLURRY PAVERS INC	194,330.84
P033658 Total				210,156.82
Oconee Total				9,573,433.09

New Gas Tax Trust Fund Check Register

Vendor & Contractor Payments through October 31, 2019

County & Project Description	Posting Date	Expense Description	Vendor	Amount
Oconee, Pickens				
P038373				
SC 183 Safety Improvements in Pickens and Oconee Counties				
RRSP Safety Improvements from near SC 130 (Rochester Hwy.) to near L-585 (Allgood Farm Rd.) - SC 183				
Safety Improvement				
	2019-03-11	Printing, Binding, Advertising	CHAMPION MEDIA LLC	81.70
	2019-03-13	Printing, Binding, Advertising	UPSTATE NEWSPAPER INC	39.39
	2019-05-21	Engineering & Architectural Services	SPATIAL DATA CONSULTANTS INC	16,151.20
	2019-06-30	Engineering & Architectural Services	CDM SMITH INC	31,211.33
	2019-07-16	Engineering & Architectural Services	SPATIAL DATA CONSULTANTS INC	30,354.24
	2019-08-13	Engineering & Architectural Services	SPATIAL DATA CONSULTANTS INC	36,929.10
	2019-09-09	Engineering & Architectural Services	SPATIAL DATA CONSULTANTS INC	10,619.53
	2019-10-11	Engineering & Architectural Services	SPATIAL DATA CONSULTANTS INC	27,138.23
P038373 Total				152,524.72
Oconee, Pickens Total				152,524.72

New Gas Tax Trust Fund Check Register

Vendor & Contractor Payments through October 31, 2019

County & Project Description	Posting Date	Expense Description	Vendor	Amount
Orangeburg				
P030486				
2017 NHS Federal Aid Primary Program (Orangeburg US 78)				
2017 NHS Federal Aid Rehabilitation in Orangeburg County - US 78				
Resurfacing				
	2018-06-30	Payment to Road & Bridge Contractors	THE LANE CONSTRUCTION CORPORATION	425,565.88
P030486 Total				425,565.88
P031747				
2017 Non-NHS Primary Program (Orangeburg SC 6)				
Rehabilitation in Orangeburg County with (Safety Office) - SC 6				
Rehabilitation				
	2019-03-25	Payment to Road & Bridge Contractors	EUROVIA ATLANTIC COAST LLC	66,790.70
	2019-05-31	Payment to Road & Bridge Contractors	EUROVIA ATLANTIC COAST LLC	43,490.70
	2019-06-21	Engineering & Architectural Services	F&ME CONSULTANTS INC	363.33
	2019-06-21	Engineering & Architectural Services	CIVIL ENGINEERING CONSULTING SERVIC	3,370.47
	2019-06-25	Payment to Road & Bridge Contractors	EUROVIA ATLANTIC COAST LLC	214,861.93
	2019-10-02	Payment to Road & Bridge Contractors	EUROVIA ATLANTIC COAST LLC	7,182.85
	2019-10-25	Payment to Road & Bridge Contractors	EUROVIA ATLANTIC COAST LLC	7,182.85
P031747 Total				343,242.83
P032057				
2017 State Funded Primary Improvement Program (Orangeburg SC 4)				
Primary Improvement (Safety) in Orangeburg County - SC 4				
Rehabilitation				
	2018-07-19	Payment to Road & Bridge Contractors	THE LANE CONSTRUCTION CORPORATION	1,023,106.30
	2018-08-10	Payment to Road & Bridge Contractors	THE LANE CONSTRUCTION CORPORATION	81,394.41
	2018-10-23	Engineering & Architectural Services	S&ME INC	2,187.75
	2018-10-24	Engineering & Architectural Services	F&ME CONSULTANTS INC	8,733.52
	2018-11-05	Engineering & Architectural Services	F&ME CONSULTANTS INC	3,255.62
	2018-11-09	Payment to Road & Bridge Contractors	THE LANE CONSTRUCTION CORPORATION	44,208.53
	2019-06-26	Payment to Road & Bridge Contractors	EUROVIA ATLANTIC COAST LLC	83,945.05
P032057 Total				1,246,831.18
P036816				
2018 Non-NHS Primary Program (Orangeburg SC 4)				
Rehab in Orangeburg County - SC 3 BUS, SC 4				
Rehabilitation				
	2018-09-21	Payment to Road & Bridge Contractors	THE LANE CONSTRUCTION CORPORATION	55,977.51
	2018-11-07	Engineering & Architectural Services	F&ME CONSULTANTS INC	1,100.26
	2019-03-25	Payment to Road & Bridge Contractors	EUROVIA ATLANTIC COAST LLC	43,490.70
	2019-05-31	Payment to Road & Bridge Contractors	EUROVIA ATLANTIC COAST LLC	43,490.70
	2019-06-25	Payment to Road & Bridge Contractors	EUROVIA ATLANTIC COAST LLC	14,365.70
	2019-09-16	Engineering & Architectural Services	CIVIL ENGINEERING CONSULTING SERVIC	1,042.95
	2019-09-25	Engineering & Architectural Services	F&ME CONSULTANTS INC	5,662.14
	2019-10-02	Payment to Road & Bridge Contractors	EUROVIA ATLANTIC COAST LLC	508,099.69
	2019-10-21	Engineering & Architectural Services	CIVIL ENGINEERING CONSULTING SERVIC	2,463.03
	2019-10-25	Payment to Road & Bridge Contractors	EUROVIA ATLANTIC COAST LLC	1,483,397.55
P036816 Total				2,159,090.23

New Gas Tax Trust Fund Check Register

Vendor & Contractor Payments through October 31, 2019

County & Project Description	Posting Date	Expense Description	Vendor	Amount
P036911				
2018 Federal Aid Secondary Program				
Rehab in Orangeburg County - S- 205, S- 224, S- 25				
Rehabilitation				
	2019-01-15	Payment to Railroad Company	NORFOLK SOUTHERN CORPORATION	1,174.46
	2019-03-25	Payment to Road & Bridge Contractors	EUROVIA ATLANTIC COAST LLC	66,790.70
	2019-05-31	Payment to Road & Bridge Contractors	EUROVIA ATLANTIC COAST LLC	43,490.70
	2019-06-25	Payment to Road & Bridge Contractors	EUROVIA ATLANTIC COAST LLC	14,365.70
	2019-08-22	Payment to Road & Bridge Contractors	EUROVIA ATLANTIC COAST LLC	62,387.63
	2019-09-16	Engineering & Architectural Services	CIVIL ENGINEERING CONSULTING SERVIC	1,609.43
	2019-09-24	Engineering & Architectural Services	S&ME INC	4,390.25
	2019-09-25	Engineering & Architectural Services	F&ME CONSULTANTS INC	4,919.57
	2019-09-25	Engineering & Architectural Services	S&ME INC	10,846.91
	2019-10-02	Payment to Road & Bridge Contractors	EUROVIA ATLANTIC COAST LLC	616,520.46
	2019-10-25	Payment to Road & Bridge Contractors	EUROVIA ATLANTIC COAST LLC	187,129.00
P036911 Total				1,013,624.81
P037048				
2018 Non-NHS Primary Program				
Non-NHS Primary Preservation in Orangeburg County - SC 6				
Preservation				
	2019-03-13	Payment to Road & Bridge Contractors	SLURRY PAVERS INC	11,784.08
	2019-04-17	Payment to Road & Bridge Contractors	SLURRY PAVERS INC	18,026.19
	2019-05-23	Payment to Road & Bridge Contractors	SLURRY PAVERS INC	71,564.75
	2019-05-28	Engineering & Architectural Services	F&ME CONSULTANTS INC	708.09
	2019-06-26	Payment to Road & Bridge Contractors	SLURRY PAVERS INC	3,628.70
	2019-06-30	Payment to Road & Bridge Contractors	SLURRY PAVERS INC	8,939.30
P037048 Total				114,651.11
P037058				
2018 Non-Interstate NHS Primary Program				
Non-Interstate NHS Primary Preservation in Orangeburg County - US 321				
Preservation				
	2019-03-13	Payment to Road & Bridge Contractors	SLURRY PAVERS INC	11,784.08
	2019-04-17	Payment to Road & Bridge Contractors	SLURRY PAVERS INC	28,636.52
	2019-04-23	Engineering & Architectural Services	CIVIL ENGINEERING CONSULTING SERVIC	473.11
	2019-05-23	Payment to Road & Bridge Contractors	SLURRY PAVERS INC	232,379.91
	2019-05-28	Engineering & Architectural Services	F&ME CONSULTANTS INC	3,339.78
	2019-06-26	Payment to Road & Bridge Contractors	SLURRY PAVERS INC	4,402.50
	2019-06-30	Payment to Road & Bridge Contractors	SLURRY PAVERS INC	22,057.05
P037058 Total				303,072.95
P037063				
2018 Federal Aid Secondary Program				
Federal Aid Secondary Preservation in Orangeburg County - S- 104, S- 1091, S- 904, S- 905				
Preservation				
	2019-03-13	Payment to Road & Bridge Contractors	SLURRY PAVERS INC	11,784.08
	2019-04-17	Payment to Road & Bridge Contractors	SLURRY PAVERS INC	77,030.77
	2019-04-23	Engineering & Architectural Services	CIVIL ENGINEERING CONSULTING SERVIC	2,116.47
	2019-05-07	Engineering & Architectural Services	F&ME CONSULTANTS INC	292.73
	2019-05-23	Payment to Road & Bridge Contractors	SLURRY PAVERS INC	183,045.38
	2019-05-28	Engineering & Architectural Services	F&ME CONSULTANTS INC	4,432.78
	2019-06-26	Payment to Road & Bridge Contractors	SLURRY PAVERS INC	17,520.09
	2019-06-30	Payment to Road & Bridge Contractors	SLURRY PAVERS INC	23,470.95
P037063 Total				319,693.25

New Gas Tax Trust Fund Check Register

Vendor & Contractor Payments through October 31, 2019

County & Project Description	Posting Date	Expense Description	Vendor	Amount
P037220				
US 301 Safety Improvements in Orangeburg County				
Safety Improvements from near S-92 to near US 15 - US 301				
Safety Improvement				
	2019-03-22	Payment to Road & Bridge Contractors	EUROVIA ATLANTIC COAST LLC	534,088.08
	2019-04-23	Engineering & Architectural Services	CIVIL ENGINEERING CONSULTING SERVIC	2,746.27
	2019-04-30	Payment to Road & Bridge Contractors	EUROVIA ATLANTIC COAST LLC	955,166.07
	2019-05-07	Engineering & Architectural Services	F&ME CONSULTANTS INC	1,911.94
	2019-05-24	Engineering & Architectural Services	CIVIL ENGINEERING CONSULTING SERVIC	1,926.56
	2019-05-28	Engineering & Architectural Services	F&ME CONSULTANTS INC	677.15
	2019-05-28	Payment to Road & Bridge Contractors	EUROVIA ATLANTIC COAST LLC	1,605,027.81
	2019-06-21	Engineering & Architectural Services	F&ME CONSULTANTS INC	288.25
	2019-06-21	Engineering & Architectural Services	CIVIL ENGINEERING CONSULTING SERVIC	1,042.95
	2019-06-30	Payment to Road & Bridge Contractors	EUROVIA ATLANTIC COAST LLC	601,271.60
	2019-07-17	Payment to Road & Bridge Contractors	EUROVIA ATLANTIC COAST LLC	1,881,387.80
	2019-07-24	Engineering & Architectural Services	CIVIL ENGINEERING CONSULTING SERVIC	3,061.85
	2019-08-14	Engineering & Architectural Services	F&ME CONSULTANTS INC	5,609.10
	2019-08-21	Engineering & Architectural Services	CIVIL ENGINEERING CONSULTING SERVIC	7,031.95
	2019-08-22	Payment to Road & Bridge Contractors	EUROVIA ATLANTIC COAST LLC	1,285,155.48
	2019-08-26	Engineering & Architectural Services	F&ME CONSULTANTS INC	4,451.31
	2019-09-16	Engineering & Architectural Services	CIVIL ENGINEERING CONSULTING SERVIC	3,062.63
	2019-09-17	Payment to Road & Bridge Contractors	EUROVIA ATLANTIC COAST LLC	142,118.42
	2019-09-25	Engineering & Architectural Services	F&ME CONSULTANTS INC	2,153.91
	2019-09-25	Engineering & Architectural Services	S&ME INC	1,164.95
	2019-10-22	Payment to Road & Bridge Contractors	EUROVIA ATLANTIC COAST LLC	59,168.88
	2019-10-22	Other Contract Services	CAROLINA TRAFFIC CONTROLS LLC	34,323.19
P037220 Total				7,132,836.15
P036815				
2018 Non-NHS Primary Program (Orangeburg US 301)				
Rehab in Orangeburg County - US 301				
Rehabilitation				
	2019-03-25	Payment to Road & Bridge Contractors	EUROVIA ATLANTIC COAST LLC	66,790.70
	2019-05-24	Engineering & Architectural Services	CIVIL ENGINEERING CONSULTING SERVIC	378.69
	2019-05-31	Payment to Road & Bridge Contractors	EUROVIA ATLANTIC COAST LLC	238,879.36
	2019-06-21	Engineering & Architectural Services	F&ME CONSULTANTS INC	758.46
	2019-06-21	Engineering & Architectural Services	CIVIL ENGINEERING CONSULTING SERVIC	852.05
	2019-06-25	Payment to Road & Bridge Contractors	EUROVIA ATLANTIC COAST LLC	228,771.57
	2019-07-17	Payment to Road & Bridge Contractors	EUROVIA ATLANTIC COAST LLC	62,862.54
	2019-08-14	Engineering & Architectural Services	F&ME CONSULTANTS INC	207.00
	2019-09-16	Engineering & Architectural Services	CIVIL ENGINEERING CONSULTING SERVIC	2,793.62
	2019-09-25	Engineering & Architectural Services	F&ME CONSULTANTS INC	1,527.25
	2019-10-02	Payment to Road & Bridge Contractors	EUROVIA ATLANTIC COAST LLC	496,897.27
	2019-10-21	Engineering & Architectural Services	CIVIL ENGINEERING CONSULTING SERVIC	3,285.08
	2019-10-25	Payment to Road & Bridge Contractors	EUROVIA ATLANTIC COAST LLC	1,086,012.03
P036815 Total				2,190,015.62

New Gas Tax Trust Fund Check Register

Vendor & Contractor Payments through October 31, 2019

County & Project Description	Posting Date	Expense Description	Vendor	Amount
P036908				
2018 NHS Statewide Program				
Rehab in Orangeburg County - US 15				
Rehabilitation				
	2019-03-25	Payment to Road & Bridge Contractors	EUROVIA ATLANTIC COAST LLC	66,790.70
	2019-05-31	Payment to Road & Bridge Contractors	EUROVIA ATLANTIC COAST LLC	43,490.70
	2019-06-25	Payment to Road & Bridge Contractors	EUROVIA ATLANTIC COAST LLC	14,365.70
	2019-10-02	Payment to Road & Bridge Contractors	EUROVIA ATLANTIC COAST LLC	7,182.85
	2019-10-25	Payment to Road & Bridge Contractors	EUROVIA ATLANTIC COAST LLC	7,182.85
P036908 Total				139,012.80
P037810				
2019 Non-NHS Primary Preservation Program				
SCDOT Preservation in Orangeburg County - SC 4				
Preservation				
	2019-05-08	Payment to Road & Bridge Contractors	CR JACKSON INC	17,500.00
	2019-06-24	Payment to Road & Bridge Contractors	CR JACKSON INC	17,500.00
	2019-07-24	Engineering & Architectural Services	CIVIL ENGINEERING CONSULTING SERVIC	757.39
	2019-08-06	Payment to Road & Bridge Contractors	CR JACKSON INC	298,590.83
	2019-08-14	Engineering & Architectural Services	F&ME CONSULTANTS INC	7,530.88
	2019-10-21	Payment to Road & Bridge Contractors	CR JACKSON INC	23,245.16
P037810 Total				365,124.26
P037910				
2019 FA Secondary Preservation Program				
SCDOT Preservation in Orangeburg County - S- 1148				
Preservation				
	2019-05-08	Payment to Road & Bridge Contractors	CR JACKSON INC	17,500.00
	2019-06-21	Engineering & Architectural Services	F&ME CONSULTANTS INC	1,547.31
	2019-06-21	Engineering & Architectural Services	CIVIL ENGINEERING CONSULTING SERVIC	805.49
	2019-06-24	Payment to Road & Bridge Contractors	CR JACKSON INC	140,432.48
	2019-08-06	Payment to Road & Bridge Contractors	CR JACKSON INC	5,008.00
	2019-10-21	Payment to Road & Bridge Contractors	CR JACKSON INC	35,630.90
P037910 Total				200,924.18
P037914				
2019 Non-Interstate NHS Preservation Program				
SCDOT Preservation in Orangeburg County - US 21 BUS				
Preservation				
	2019-05-08	Payment to Road & Bridge Contractors	CR JACKSON INC	17,500.00
	2019-06-24	Payment to Road & Bridge Contractors	CR JACKSON INC	17,500.00
	2019-08-06	Payment to Road & Bridge Contractors	CR JACKSON INC	5,837.50
	2019-09-10	Payment to Road & Bridge Contractors	CR JACKSON INC	91,982.44
	2019-09-16	Engineering & Architectural Services	CIVIL ENGINEERING CONSULTING SERVIC	252.46
	2019-09-25	Engineering & Architectural Services	F&ME CONSULTANTS INC	3,673.09
	2019-10-21	Engineering & Architectural Services	CIVIL ENGINEERING CONSULTING SERVIC	378.69
	2019-10-21	Payment to Road & Bridge Contractors	CR JACKSON INC	2,769.75
P037914 Total				139,893.93
Orangeburg Total				16,093,579.18

New Gas Tax Trust Fund Check Register

Vendor & Contractor Payments through October 31, 2019

County & Project Description	Posting Date	Expense Description	Vendor	Amount
Pickens				
P032416				
Non-Interstate NHS Pavement Program				
Federal Aid FHWA Preventative Maintenance in Pickens County - US 123				
Rehabilitation				
	2018-06-30	Payment to Road & Bridge Contractors	KING ASPHALT INC	157,057.10
	2018-08-06	Payment to Road & Bridge Contractors	KING ASPHALT INC	12,500.00
	2018-10-08	Payment to Road & Bridge Contractors	KING ASPHALT INC	458,807.90
	2018-11-13	Payment to Road & Bridge Contractors	KING ASPHALT INC	1,364,573.96
	2018-12-10	Contractual Agreements with Gov't/Non-Profit Entity	CONTR-GOVT/NONPRFIT	1,666.61
	2018-12-10	Payment to Road & Bridge Contractors	KING ASPHALT INC	374,671.80
	2019-01-09	Payment to Road & Bridge Contractors	KING ASPHALT INC	15,203.66
	2019-01-15	Contractual Agreements with Gov't/Non-Profit Entity	CONTR-GOVT/NONPRFIT	10,636.88
	2019-01-18	Engineering & Architectural Services	DAVIS & FLOYD INC	8,610.17
	2019-02-05	Payment to Road & Bridge Contractors	KING ASPHALT INC	5,767.52
	2019-02-14	Engineering & Architectural Services	DAVIS & FLOYD INC	19,222.02
	2019-03-14	Contractual Agreements with Gov't/Non-Profit Entity	DEPT OF PUBLIC SAFETY	6,794.92
	2019-04-05	Engineering & Architectural Services	DAVIS & FLOYD INC	4,486.78
	2019-04-11	Payment to Road & Bridge Contractors	KING ASPHALT INC	37,532.78
P032416 Total				2,477,532.10
P034690				
2018 Non-Interstate NHS Preservation Program				
Non-Interstate NHS Primary Preservation in Pickens County - US 123				
Preservation				
	2018-12-10	Payment to Road & Bridge Contractors	KING ASPHALT INC	125,335.10
	2019-03-08	Payment to Road & Bridge Contractors	KING ASPHALT INC	2,350.00
	2019-04-11	Payment to Road & Bridge Contractors	KING ASPHALT INC	15,300.00
	2019-05-07	Payment to Road & Bridge Contractors	KING ASPHALT INC	11,673.60
P034690 Total				154,658.70
P034692				
2018 Non-NHS Primary Program				
Non-NHS Primary Preservation in Pickens County - SC 135				
Preservation				
	2019-02-08	Payment to Road & Bridge Contractors	SLURRY PAVERS INC	107,566.16
	2019-03-14	Payment to Road & Bridge Contractors	SLURRY PAVERS INC	6,320.45
	2019-04-12	Payment to Road & Bridge Contractors	SLURRY PAVERS INC	5,612.50
	2019-06-30	Payment to Road & Bridge Contractors	SLURRY PAVERS INC	59,129.77
	2019-08-16	Payment to Road & Bridge Contractors	SLURRY PAVERS INC	6,688.38
P034692 Total				185,317.26
P032500				
2018 Federal Aid Secondary Program				
Federal Aid Secondary Reconstruction in Pickens County - S- 160				
Reconstruction				
	2018-09-06	Payment to Road & Bridge Contractors	KING ASPHALT INC	41,128.00
	2019-02-05	Payment to Road & Bridge Contractors	KING ASPHALT INC	61,437.50
	2019-04-11	Payment to Road & Bridge Contractors	KING ASPHALT INC	379,119.12
	2019-05-15	Payment to Road & Bridge Contractors	KING ASPHALT INC	500,956.65
	2019-06-13	Payment to Road & Bridge Contractors	KING ASPHALT INC	42,437.86
P032500 Total				1,025,079.13

New Gas Tax Trust Fund Check Register

Vendor & Contractor Payments through October 31, 2019

County & Project Description	Posting Date	Expense Description	Vendor	Amount
P034693				
2018 Non-NHS Primary Preservation Program				
SCDOT Federal Aid Preservation in Pickens County - SC 133				
Preservation				
	2018-12-10	Payment to Road & Bridge Contractors	KING ASPHALT INC	9,550.00
	2019-03-08	Payment to Road & Bridge Contractors	KING ASPHALT INC	31,850.00
	2019-04-11	Payment to Road & Bridge Contractors	KING ASPHALT INC	30,725.00
	2019-05-07	Payment to Road & Bridge Contractors	KING ASPHALT INC	23,126.13
P034693 Total				95,251.13
P034703				
2018 Federal Aid Secondary Program				
Federal Aid Secondary Preservation in Pickens County - S- 18, S- 91				
Preservation				
	2019-02-08	Payment to Road & Bridge Contractors	SLURRY PAVERS INC	92,869.12
	2019-03-14	Payment to Road & Bridge Contractors	SLURRY PAVERS INC	6,530.88
	2019-04-12	Payment to Road & Bridge Contractors	SLURRY PAVERS INC	251.20
	2019-05-07	Payment to Road & Bridge Contractors	SLURRY PAVERS INC	13,628.50
	2019-06-30	Payment to Road & Bridge Contractors	SLURRY PAVERS INC	58,011.39
	2019-08-16	Payment to Road & Bridge Contractors	SLURRY PAVERS INC	106,130.04
P034703 Total				277,421.13
P037207				
2019 FA Secondary Pavement Improvement Program				
Reconstruction in Pickens County - S- 160				
Reconstruction				
	2019-02-08	Highway Maintenance Contracts	KING ASPHALT INC	53,920.00
	2019-03-19	Payment to Road & Bridge Contractors	KING ASPHALT INC	74,299.75
	2019-04-10	Payment to Road & Bridge Contractors	KING ASPHALT INC	24,920.00
	2019-06-14	Payment to Road & Bridge Contractors	KING ASPHALT INC	270,268.80
	2019-07-18	Payment to Road & Bridge Contractors	KING ASPHALT INC	521,014.30
	2019-08-19	Payment to Road & Bridge Contractors	KING ASPHALT INC	17,330.95
	2019-09-12	Payment to Road & Bridge Contractors	KING ASPHALT INC	12,460.00
	2019-10-10	Payment to Road & Bridge Contractors	KING ASPHALT INC	18,584.58
P037207 Total				992,798.38
P037232				
2019 Statewide Non-Interstate NHS Pavement Improvement Program				
Rehabilitation in Pickens County - US 123				
Rehabilitation				
	2019-02-08	Highway Maintenance Contracts	KING ASPHALT INC	54,820.00
	2019-03-19	Payment to Road & Bridge Contractors	KING ASPHALT INC	50,736.88
	2019-04-10	Payment to Road & Bridge Contractors	KING ASPHALT INC	335,238.40
	2019-05-08	Payment to Road & Bridge Contractors	KING ASPHALT INC	258,358.13
	2019-06-14	Payment to Road & Bridge Contractors	KING ASPHALT INC	54,591.25
	2019-07-18	Payment to Road & Bridge Contractors	KING ASPHALT INC	24,920.00
	2019-08-19	Payment to Road & Bridge Contractors	KING ASPHALT INC	669,108.51
	2019-09-12	Payment to Road & Bridge Contractors	KING ASPHALT INC	2,571,002.92
	2019-10-10	Payment to Road & Bridge Contractors	KING ASPHALT INC	2,062,665.51
P037232 Total				6,081,441.60

New Gas Tax Trust Fund Check Register

Vendor & Contractor Payments through October 31, 2019

County & Project Description	Posting Date	Expense Description	Vendor	Amount
P037374				
2019 Non-NHS Primary Pavement Improvement Program				
Rehabilitation in Pickens County - SC 93				
Rehabilitation				
	2019-02-08	Highway Maintenance Contracts	KING ASPHALT INC	56,370.00
	2019-03-19	Payment to Road & Bridge Contractors	KING ASPHALT INC	12,000.00
	2019-04-10	Payment to Road & Bridge Contractors	KING ASPHALT INC	24,920.00
	2019-07-18	Payment to Road & Bridge Contractors	KING ASPHALT INC	24,920.00
	2019-08-19	Payment to Road & Bridge Contractors	KING ASPHALT INC	12,460.00
	2019-09-12	Payment to Road & Bridge Contractors	KING ASPHALT INC	12,460.00
	2019-10-10	Payment to Road & Bridge Contractors	KING ASPHALT INC	12,460.00
P037374 Total				155,590.00
P037628				
2019 Non-NHS Primary Pavement Improvement Program				
Rehabilitation in Pickens County - US 76				
Rehabilitation				
	2019-02-08	Highway Maintenance Contracts	KING ASPHALT INC	56,420.00
	2019-03-19	Payment to Road & Bridge Contractors	KING ASPHALT INC	12,000.00
	2019-04-10	Payment to Road & Bridge Contractors	KING ASPHALT INC	24,920.00
	2019-05-08	Payment to Road & Bridge Contractors	KING ASPHALT INC	11,441.25
	2019-07-18	Payment to Road & Bridge Contractors	KING ASPHALT INC	307,952.25
	2019-08-19	Payment to Road & Bridge Contractors	KING ASPHALT INC	455,952.72
	2019-09-12	Payment to Road & Bridge Contractors	KING ASPHALT INC	29,251.84
	2019-10-10	Payment to Road & Bridge Contractors	KING ASPHALT INC	12,460.00
P037628 Total				910,398.06
P037568				
2019 FA Secondary Preservation Program				
SCDOT Preservation in Pickens County - S- 29				
Preservation				
	2019-02-11	Payment to Road & Bridge Contractors	F & R ASPHALT INC	110,043.75
	2019-07-16	Payment to Road & Bridge Contractors	F & R ASPHALT INC	31,650.00
P037568 Total				141,693.75
P037026				
2019 Pickens NFA Resurfacing				
NFA Resurfacing Pickens County - S- 35, S- 35 CON, S- 80				
Reconstruction				
	2019-04-10	Highway Maintenance Contracts	KING ASPHALT INC	7,476.00
	2019-07-18	Highway Maintenance Contracts	KING ASPHALT INC	112,445.45
	2019-08-19	Highway Maintenance Contracts	KING ASPHALT INC	98,130.76
	2019-09-12	Highway Maintenance Contracts	KING ASPHALT INC	3,738.00
	2019-10-10	Highway Maintenance Contracts	KING ASPHALT INC	3,738.00
P037026 Total				225,528.21
Pickens Total				12,722,709.45

New Gas Tax Trust Fund Check Register

Vendor & Contractor Payments through October 31, 2019

County & Project Description	Posting Date	Expense Description	Vendor	Amount
Richland				
P036769				
2018 Non-Interstate NHS Preservation Program				
Preservation in Richland County - US 1, US 21 CON				
Preservation				
	2018-08-27	Payment to Road & Bridge Contractors	THE LANE CONSTRUCTION CORPORATION	73,068.01
	2018-09-24	Payment to Road & Bridge Contractors	THE LANE CONSTRUCTION CORPORATION	41,560.34
	2018-11-07	Engineering & Architectural Services	CIVIL ENGINEERING CONSULTING SERVIC	643.12
	2018-11-27	Payment to Road & Bridge Contractors	THE LANE CONSTRUCTION CORPORATION	15,331.67
	2018-12-07	Payment to Road & Bridge Contractors	THE LANE CONSTRUCTION CORPORATION	342,639.43
	2019-01-23	Engineering & Architectural Services	CIVIL ENGINEERING CONSULTING SERVIC	5,462.80
	2019-02-15	Engineering & Architectural Services	CIVIL ENGINEERING CONSULTING SERVIC	3,374.64
	2019-02-19	Payment to Road & Bridge Contractors	EUROVIA ATLANTIC COAST LLC	40,215.15
	2019-03-25	Payment to Road & Bridge Contractors	EUROVIA ATLANTIC COAST LLC	29,721.26
	2019-05-28	Highway Maintenance Contracts	EUROVIA ATLANTIC COAST LLC	4,568.20
P036769 Total				556,584.62
P036770				
2018 Non-NHS Primary Preservation Program				
SCDOT Preservation in Richland County - SC 12				
Preservation				
	2018-08-27	Payment to Road & Bridge Contractors	THE LANE CONSTRUCTION CORPORATION	88,309.12
	2018-09-24	Payment to Road & Bridge Contractors	THE LANE CONSTRUCTION CORPORATION	34,629.54
	2018-11-15	Engineering & Architectural Services	CIVIL ENGINEERING CONSULTING SERVIC	3,774.41
	2018-11-27	Payment to Road & Bridge Contractors	THE LANE CONSTRUCTION CORPORATION	650,439.03
	2018-12-07	Payment to Road & Bridge Contractors	THE LANE CONSTRUCTION CORPORATION	144,467.67
	2019-01-16	Engineering & Architectural Services	INFRASTRUCTURE CONSULTING &	137.50
	2019-01-23	Engineering & Architectural Services	CIVIL ENGINEERING CONSULTING SERVIC	8,395.77
	2019-02-15	Engineering & Architectural Services	CIVIL ENGINEERING CONSULTING SERVIC	341.92
	2019-02-19	Payment to Road & Bridge Contractors	EUROVIA ATLANTIC COAST LLC	690.00
	2019-02-27	Engineering & Architectural Services	INFRASTRUCTURE CONSULTING &	55.00
	2019-03-25	Payment to Road & Bridge Contractors	EUROVIA ATLANTIC COAST LLC	26,111.51
	2019-05-28	Highway Maintenance Contracts	EUROVIA ATLANTIC COAST LLC	4,470.75
	2019-05-30	Engineering & Architectural Services	INFRASTRUCTURE CONSULTING &	110.00
	2019-09-11	Engineering & Architectural Services	INFRASTRUCTURE CONSULTING &	55.00
P036770 Total				961,987.22
P036809				
US 76 Safety Improvements in Richland County				
Safety Improvements from near SC 769 (Congaree Rd.) to near US 601 (McCord's Ferry Rd.) - US 76				
Safety Improvement				
	2018-05-14	Printing, Binding, Advertising	OSTEEN PUBLISHING COMPANY	79.10
	2018-05-18	Printing, Binding, Advertising	THE STATE NEWSPAPER	556.07
	2018-07-16	Engineering & Architectural Services	QUANTUM SPATIAL INC	41,388.67
	2018-08-22	Engineering & Architectural Services	QUANTUM SPATIAL INC	26,034.14
	2018-11-07	Engineering & Architectural Services	QUANTUM SPATIAL INC	8,160.62
	2019-02-21	Engineering & Architectural Services	RAMEY KEMP & ASSOCIATES INC	5,669.26
	2019-04-26	Engineering & Architectural Services	RAMEY KEMP & ASSOCIATES INC	76,690.87
	2019-05-09	Engineering & Architectural Services	RAMEY KEMP & ASSOCIATES INC	24,845.98
	2019-05-23	Engineering & Architectural Services	RAMEY KEMP & ASSOCIATES INC	16,013.68
	2019-07-25	Engineering & Architectural Services	RAMEY KEMP & ASSOCIATES INC	15,505.45
	2019-07-31	Engineering & Architectural Services	RAMEY KEMP & ASSOCIATES INC	123,026.18
	2019-08-30	Engineering & Architectural Services	RAMEY KEMP & ASSOCIATES INC	34,032.22
	2019-10-11	Engineering & Architectural Services	RAMEY KEMP & ASSOCIATES INC	31,347.68
P036809 Total				403,349.92

New Gas Tax Trust Fund Check Register

Vendor & Contractor Payments through October 31, 2019

County & Project Description	Posting Date	Expense Description	Vendor	Amount
P036771				
2018 Federal Aid Secondary Preservation Program				
SCDOT Federal Aid Preservation in Richland County - S- 129, S- 217				
Preservation				
	2018-08-27	Payment to Road & Bridge Contractors	THE LANE CONSTRUCTION CORPORATION	73,067.98
	2018-09-24	Payment to Road & Bridge Contractors	THE LANE CONSTRUCTION CORPORATION	241,705.28
	2018-11-07	Engineering & Architectural Services	CIVIL ENGINEERING CONSULTING SERVIC	643.12
	2018-11-27	Payment to Road & Bridge Contractors	THE LANE CONSTRUCTION CORPORATION	255,626.64
	2018-11-28	Engineering & Architectural Services	CIVIL ENGINEERING CONSULTING SERVIC	4,372.49
	2018-12-07	Payment to Road & Bridge Contractors	THE LANE CONSTRUCTION CORPORATION	62,725.94
	2019-01-23	Engineering & Architectural Services	CIVIL ENGINEERING CONSULTING SERVIC	16,822.15
	2019-02-19	Payment to Road & Bridge Contractors	EUROVIA ATLANTIC COAST LLC	11,543.82
	2019-03-19	Engineering & Architectural Services	CIVIL ENGINEERING CONSULTING SERVIC	1,248.86
	2019-03-25	Payment to Road & Bridge Contractors	EUROVIA ATLANTIC COAST LLC	38,402.63
	2019-05-07	Engineering & Architectural Services	CIVIL ENGINEERING CONSULTING SERVIC	82.35
	2019-05-28	Highway Maintenance Contracts	EUROVIA ATLANTIC COAST LLC	5,586.32
P036771 Total				711,827.58
P030326				
2017 Federal Aid Secondary Program				
Federal Aid Reconstruction in Richland County - S- 234, S- 32				
Reconstruction				
	2018-10-25	Engineering & Architectural Services	INFRASTRUCTURE CONSULTING &	810.81
	2019-05-08	Engineering & Architectural Services	INFRASTRUCTURE CONSULTING &	813.51
	2019-06-30	Payment to Road & Bridge Contractors	CR JACKSON INC	0.00
	2019-06-30	Payment to Road & Bridge Contractors	PALMETTO CORP	75,340.00
	2019-07-17	Payment to Road & Bridge Contractors	PALMETTO CORP	43,617.80
	2019-08-29	Payment to Road & Bridge Contractors	PALMETTO CORP	404,695.16
	2019-09-26	Payment to Road & Bridge Contractors	PALMETTO CORP	731,289.94
	2019-10-21	Payment to Road & Bridge Contractors	PALMETTO CORP	30,851.85
	2019-10-22	Engineering & Architectural Services	TRANSYSTEMS CORPORATION	507.47
	2019-10-24	Engineering & Architectural Services	TRANSYSTEMS CORPORATION	12,453.64
P030326 Total				1,300,380.18
P030531				
2016 Eastern Federal Lands Access Program				
Eastern Federal Lands Access Program in Richland County - S- 3017				
Rehabilitation				
	2019-02-27	Engineering & Architectural Services	INFRASTRUCTURE CONSULTING &	321.22
	2019-02-27	Payment to Road & Bridge Contractors	SLOAN CONSTRUCTION	27,057.68
	2019-03-07	Payment to Road & Bridge Contractors	Pmt Rd & Brdg Contr	(27,057.68)
	2019-04-10	Engineering & Architectural Services	INFRASTRUCTURE CONSULTING &	1,953.23
	2019-06-18	Payment to Road & Bridge Contractors	SLOAN CONSTRUCTION	128,154.94
	2019-07-25	Engineering & Architectural Services	F&ME CONSULTANTS INC	890.41
	2019-09-03	Payment to Road & Bridge Contractors	SLOAN CONSTRUCTION	8,235.58
P030531 Total				139,555.38

New Gas Tax Trust Fund Check Register

Vendor & Contractor Payments through October 31, 2019

County & Project Description	Posting Date	Expense Description	Vendor	Amount
P037296				
2019 Non-NHS Primary Pavement Improvement Program				
Reconstruction/Rehabilitation in Richland County - SC 48				
Rehabilitation				
	2018-12-17	Payment to Road & Bridge Contractors	CR JACKSON INC	38,125.00
	2019-01-10	Payment to Road & Bridge Contractors	CR JACKSON INC	3,160.00
	2019-01-16	Engineering & Architectural Services	INFRASTRUCTURE CONSULTING &	2,969.32
	2019-02-13	Payment to Road & Bridge Contractors	CR JACKSON INC	120.00
	2019-02-14	Engineering & Architectural Services	INFRASTRUCTURE CONSULTING &	1,578.38
	2019-02-27	Engineering & Architectural Services	INFRASTRUCTURE CONSULTING &	1,002.28
	2019-03-19	Payment to Road & Bridge Contractors	CR JACKSON INC	27,625.00
	2019-04-17	Payment to Road & Bridge Contractors	CR JACKSON INC	14,500.00
	2019-05-08	Engineering & Architectural Services	INFRASTRUCTURE CONSULTING &	498.64
	2019-05-30	Engineering & Architectural Services	INFRASTRUCTURE CONSULTING &	249.10
	2019-06-28	Engineering & Architectural Services	F&ME CONSULTANTS INC	163.25
	2019-09-25	Engineering & Architectural Services	INFRASTRUCTURE CONSULTING &	88.72
P037296 Total				90,079.69
P037575				
2019 FA Secondary Pavement Improvement Program				
2019 FA Secondary Rehabilitation and Reconstruction in Richland County - S- 1593, S- 2200, S- 334				
Reconstruction				
	2018-12-17	Payment to Road & Bridge Contractors	CR JACKSON INC	39,290.00
	2019-01-10	Payment to Road & Bridge Contractors	CR JACKSON INC	5,060.00
	2019-02-14	Engineering & Architectural Services	INFRASTRUCTURE CONSULTING &	1,127.22
	2019-02-19	Engineering & Architectural Services	INFRASTRUCTURE CONSULTING &	1,489.66
	2019-02-27	Engineering & Architectural Services	INFRASTRUCTURE CONSULTING &	1,407.24
	2019-03-19	Payment to Road & Bridge Contractors	CR JACKSON INC	66,472.51
	2019-04-10	Engineering & Architectural Services	INFRASTRUCTURE CONSULTING &	2,160.81
	2019-04-17	Payment to Road & Bridge Contractors	CR JACKSON INC	54,057.00
	2019-05-08	Engineering & Architectural Services	INFRASTRUCTURE CONSULTING &	13,964.10
	2019-05-21	Payment to Road & Bridge Contractors	CR JACKSON INC	155,659.16
	2019-05-30	Engineering & Architectural Services	INFRASTRUCTURE CONSULTING &	3,969.25
	2019-06-24	Payment to Road & Bridge Contractors	Highway Maint Contr	(552.74)
	2019-06-28	Engineering & Architectural Services	INFRASTRUCTURE CONSULTING &	6,182.62
	2019-08-15	Engineering & Architectural Services	INFRASTRUCTURE CONSULTING &	88.72
	2019-09-10	Payment to Road & Bridge Contractors	CR JACKSON INC	140.00
	2019-09-11	Engineering & Architectural Services	INFRASTRUCTURE CONSULTING &	55.00
	2019-09-25	Engineering & Architectural Services	INFRASTRUCTURE CONSULTING &	166.22
P037575 Total				350,736.77

New Gas Tax Trust Fund Check Register

Vendor & Contractor Payments through October 31, 2019

County & Project Description	Posting Date	Expense Description	Vendor	Amount
P037576				
2019 Secondary Pavement Improvement Program				
2019 NFA Secondary Rehabilitation/Reconstruction in Richland County - S- 1023, S- 110, S- 1586, S- 1957, S- 197, S- 214, S- 235, S- 2475, S- 2491, S- 250, S- 270, S- 271, S- 272, S- 2907, S- 94				
Reconstruction				
	2018-12-17	Highway Maintenance Contracts	CR JACKSON INC	13,274.25
	2019-01-10	Highway Maintenance Contracts	CR JACKSON INC	30,473.91
	2019-02-13	Highway Maintenance Contracts	CR JACKSON INC	34,909.06
	2019-02-19	Engineering & Architectural Services	INFRASTRUCTURE CONSULTING &	3,103.03
	2019-02-27	Engineering & Architectural Services	INFRASTRUCTURE CONSULTING &	2,489.75
	2019-03-19	Highway Maintenance Contracts	CR JACKSON INC	47,415.71
	2019-04-17	Highway Maintenance Contracts	CR JACKSON INC	164,870.48
	2019-05-21	Highway Maintenance Contracts	CR JACKSON INC	54,361.25
	2019-06-24	Highway Maintenance Contracts	CR JACKSON INC	92,347.32
	2019-06-30	Highway Maintenance Contracts	CR JACKSON INC	13,116.81
	2019-07-25	Engineering & Architectural Services	INFRASTRUCTURE CONSULTING &	5,402.07
	2019-09-10	Highway Maintenance Contracts	CR JACKSON INC	306.41
P037576 Total				462,070.05
P037577				
2019 Statewide Non-Interstate NHS Program				
2019 Non-Interstate NHS Rehabilitation in Richland County - US 76				
Rehabilitation				
	2018-12-17	Payment to Road & Bridge Contractors	CR JACKSON INC	38,125.00
	2019-01-10	Payment to Road & Bridge Contractors	CR JACKSON INC	1,980.00
	2019-02-14	Engineering & Architectural Services	INFRASTRUCTURE CONSULTING &	332.44
	2019-03-19	Payment to Road & Bridge Contractors	CR JACKSON INC	27,625.00
	2019-04-17	Payment to Road & Bridge Contractors	CR JACKSON INC	14,500.00
	2019-05-30	Engineering & Architectural Services	INFRASTRUCTURE CONSULTING &	249.54
	2019-06-28	Engineering & Architectural Services	INFRASTRUCTURE CONSULTING &	664.86
	2019-09-25	Engineering & Architectural Services	INFRASTRUCTURE CONSULTING &	88.72
P037577 Total				83,565.56
P033673				
2018 Non-Interstate NHS Primary Program				
2018 Non-Interstate NHS Primary Rehab in Richland County - SC 12 SPR, US 321				
Rehabilitation				
	2019-02-27	Payment to Road & Bridge Contractors	SLOAN CONSTRUCTION	27,057.67
	2019-03-28	Payment to Road & Bridge Contractors	SLOAN CONSTRUCTION	26,766.88
	2019-04-16	Payment to Road & Bridge Contractors	SLOAN CONSTRUCTION	26,910.74
	2019-06-04	Payment to Road & Bridge Contractors	SLOAN CONSTRUCTION	102.00
	2019-08-22	Payment to Road & Bridge Contractors	SLOAN CONSTRUCTION	16,471.18
	2019-09-03	Payment to Road & Bridge Contractors	SLOAN CONSTRUCTION	30,244.04
	2019-09-27	Payment to Road & Bridge Contractors	SLOAN CONSTRUCTION	222,525.26
	2019-10-29	Engineering & Architectural Services	INFRASTRUCTURE CONSULTING &	232.44
P033673 Total				350,310.21

New Gas Tax Trust Fund Check Register

Vendor & Contractor Payments through October 31, 2019

County & Project Description	Posting Date	Expense Description	Vendor	Amount
P033674				
2018 Federal Aid Secondary Program				
2018 Fed Aid Richland Secondary Rehab - S- 3048, S- 31, S- 54, S- 73				
Rehabilitation				
	2019-02-27	Engineering & Architectural Services	INFRASTRUCTURE CONSULTING &	1,267.16
	2019-02-27	Payment to Road & Bridge Contractors	SLOAN CONSTRUCTION	166,050.13
	2019-03-28	Payment to Road & Bridge Contractors	SLOAN CONSTRUCTION	28,582.48
	2019-04-10	Engineering & Architectural Services	INFRASTRUCTURE CONSULTING &	569.86
	2019-04-16	Payment to Road & Bridge Contractors	SLOAN CONSTRUCTION	72,655.45
	2019-06-04	Payment to Road & Bridge Contractors	SLOAN CONSTRUCTION	96,343.88
	2019-06-18	Payment to Road & Bridge Contractors	SLOAN CONSTRUCTION	8,055.16
	2019-08-15	Engineering & Architectural Services	INFRASTRUCTURE CONSULTING &	3,605.46
	2019-08-22	Payment to Road & Bridge Contractors	SLOAN CONSTRUCTION	435,595.92
	2019-09-03	Payment to Road & Bridge Contractors	SLOAN CONSTRUCTION	320,508.33
	2019-09-11	Engineering & Architectural Services	INFRASTRUCTURE CONSULTING &	260.00
	2019-10-29	Engineering & Architectural Services	INFRASTRUCTURE CONSULTING &	4,547.69
P033674 Total				1,138,041.52
P033683				
2018 Non-Interstate NHS Primary Program				
Non-Interstate NHS Primary Rehabilitation in Richland County - US 76				
Rehabilitation				
	2019-02-27	Payment to Road & Bridge Contractors	SLOAN CONSTRUCTION	27,057.67
	2019-03-28	Payment to Road & Bridge Contractors	SLOAN CONSTRUCTION	82,481.75
	2019-04-16	Payment to Road & Bridge Contractors	SLOAN CONSTRUCTION	37,439.11
	2019-05-08	Engineering & Architectural Services	INFRASTRUCTURE CONSULTING &	2,193.31
	2019-08-22	Payment to Road & Bridge Contractors	SLOAN CONSTRUCTION	16,471.18
	2019-09-03	Payment to Road & Bridge Contractors	SLOAN CONSTRUCTION	8,235.59
P033683 Total				173,878.61
P036899				
2018 Non-NHS Primary Program				
Non-NHS Primary Rehabilitation Richland County - US 321				
Rehabilitation				
	2019-02-27	Engineering & Architectural Services	INFRASTRUCTURE CONSULTING &	409.94
	2019-02-27	Payment to Road & Bridge Contractors	SLOAN CONSTRUCTION	27,057.67
	2019-03-28	Payment to Road & Bridge Contractors	SLOAN CONSTRUCTION	24,604.48
	2019-04-16	Payment to Road & Bridge Contractors	SLOAN CONSTRUCTION	48,633.60
	2019-08-22	Payment to Road & Bridge Contractors	SLOAN CONSTRUCTION	16,471.18
	2019-09-03	Payment to Road & Bridge Contractors	SLOAN CONSTRUCTION	245,725.55
	2019-09-27	Payment to Road & Bridge Contractors	SLOAN CONSTRUCTION	401,977.31
P036899 Total				764,879.73

New Gas Tax Trust Fund Check Register

Vendor & Contractor Payments through October 31, 2019

County & Project Description	Posting Date	Expense Description	Vendor	Amount
P038370				
US 601 Safety Improvements in Richland County				
RRSP Safety Improvements from near L-4563 (Garden Stuart Rd.) to near S-1687 (Old McGraw Rd.) - US 601				
Safety Improvement				
	2019-03-15	Printing, Binding, Advertising	OSTEEN PUBLISHING COMPANY	84.80
	2019-03-15	Printing, Binding, Advertising	THE STATE MEDIA COMPANY	279.46
	2019-05-01	Engineering & Architectural Services	ESP ASSOCIATES INC	22,188.70
	2019-05-09	Engineering & Architectural Services	QUANTUM SPATIAL INC	17,772.88
	2019-05-21	Engineering & Architectural Services	ESP ASSOCIATES INC	18,656.54
	2019-06-18	Engineering & Architectural Services	QUANTUM SPATIAL INC	8,553.37
	2019-07-16	Engineering & Architectural Services	QUANTUM SPATIAL INC	3,055.62
	2019-08-16	Engineering & Architectural Services	QUANTUM SPATIAL INC	6,311.63
	2019-09-09	Engineering & Architectural Services	QUANTUM SPATIAL INC	5,676.34
	2019-10-11	Engineering & Architectural Services	QUANTUM SPATIAL INC	2,515.37
P038370 Total				85,094.71
P037763				
2019 Non-NHS Primary Preservation Program				
SCDOT Preservation in Richland County - SC 16				
Preservation				
	2019-05-17	Payment to Road & Bridge Contractors	PALMETTO CORP	9,415.00
	2019-05-30	Engineering & Architectural Services	INFRASTRUCTURE CONSULTING &	89.97
	2019-06-26	Payment to Road & Bridge Contractors	PALMETTO CORP	69,963.54
	2019-06-28	Engineering & Architectural Services	INFRASTRUCTURE CONSULTING &	1,329.73
	2019-06-28	Engineering & Architectural Services	F&ME CONSULTANTS INC	264.25
	2019-07-16	Payment to Road & Bridge Contractors	PALMETTO CORP	134,111.42
	2019-07-25	Engineering & Architectural Services	INFRASTRUCTURE CONSULTING &	7,157.55
	2019-07-25	Engineering & Architectural Services	F&ME CONSULTANTS INC	688.04
	2019-08-15	Engineering & Architectural Services	INFRASTRUCTURE CONSULTING &	12,566.36
	2019-08-19	Payment to Road & Bridge Contractors	PALMETTO CORP	48,377.00
	2019-09-11	Engineering & Architectural Services	INFRASTRUCTURE CONSULTING &	5,072.90
	2019-09-25	Engineering & Architectural Services	INFRASTRUCTURE CONSULTING &	1,113.47
	2019-10-03	Payment to Road & Bridge Contractors	PALMETTO CORP	67,923.45
	2019-10-29	Engineering & Architectural Services	INFRASTRUCTURE CONSULTING &	4,219.11
	2019-10-29	Payment to Road & Bridge Contractors	PALMETTO CORP	32,668.40
P037763 Total				394,960.19
P038093				
2019 Non-Interstate NHS Preservation Program				
SCDOT Preservation in Richland County - US 601				
Preservation				
	2019-06-13	Payment to Road & Bridge Contractors	CR JACKSON INC	37,425.00
	2019-07-19	Payment to Road & Bridge Contractors	CR JACKSON INC	331,254.31
	2019-07-25	Engineering & Architectural Services	F&ME CONSULTANTS INC	161.89
	2019-08-13	Engineering & Architectural Services	F&ME CONSULTANTS INC	284.31
	2019-08-19	Payment to Road & Bridge Contractors	Pmt Rd & Brdg Contr	(5,783.36)
	2019-08-23	Engineering & Architectural Services	F&ME CONSULTANTS INC	81.65
	2019-09-17	Payment to Road & Bridge Contractors	CR JACKSON INC	373,447.64
	2019-09-25	Engineering & Architectural Services	F&ME CONSULTANTS INC	980.65
P038093 Total				737,852.09

New Gas Tax Trust Fund Check Register

Vendor & Contractor Payments through October 31, 2019

County & Project Description	Posting Date	Expense Description	Vendor	Amount
P038094				
2019 Non-NHS Primary Preservation Program				
SCDOT Preservation in Richland County - SC 12				
Preservation				
	2019-06-13	Payment to Road & Bridge Contractors	CR JACKSON INC	37,425.00
	2019-07-19	Payment to Road & Bridge Contractors	CR JACKSON INC	17,625.00
	2019-08-19	Payment to Road & Bridge Contractors	CR JACKSON INC	51,853.52
	2019-09-17	Payment to Road & Bridge Contractors	CR JACKSON INC	385,164.10
	2019-10-09	Payment to Road & Bridge Contractors	CR JACKSON INC	2,838.00
P038094 Total				494,905.62
P038095				
2019 FA Secondary's Preservation Program				
SCDOT Preservation in Richland County - S- 58, S- 66				
Preservation				
	2019-06-13	Payment to Road & Bridge Contractors	CR JACKSON INC	36,785.00
	2019-07-19	Payment to Road & Bridge Contractors	CR JACKSON INC	474,215.92
	2019-08-19	Payment to Road & Bridge Contractors	CR JACKSON INC	104,011.22
	2019-09-17	Payment to Road & Bridge Contractors	CR JACKSON INC	4,750.00
P038095 Total				619,762.14
Richland Total				9,819,821.79

New Gas Tax Trust Fund Check Register

Vendor & Contractor Payments through October 31, 2019

County & Project Description	Posting Date	Expense Description	Vendor	Amount
Saluda				
P031956				
Non-NHS Primary Pavement Program (Saluda SC 121)				
Federal Aid FHWA Preventative Maintenance in Saluda County - SC 121				
Rehabilitation				
	2018-05-14	Payment to Road & Bridge Contractors	SATTERFIELD CONSTRUCTION CO INC	60,500.00
	2018-06-12	Payment to Road & Bridge Contractors	SATTERFIELD CONSTRUCTION CO INC	50,000.00
	2018-06-30	Payment to Road & Bridge Contractors	SATTERFIELD CONSTRUCTION CO INC	7,775.63
	2018-08-14	Payment to Road & Bridge Contractors	SATTERFIELD CONSTRUCTION CO INC	1,106,829.12
	2018-08-29	Engineering & Architectural Services	MICHAEL BAKER INTERNATIONAL INC	9,462.17
	2018-08-30	Engineering & Architectural Services	MICHAEL BAKER INTERNATIONAL INC	1,015.92
	2018-09-06	Payment to Road & Bridge Contractors	SATTERFIELD CONSTRUCTION CO INC	64,926.89
	2018-10-12	Payment to Road & Bridge Contractors	SATTERFIELD CONSTRUCTION CO INC	594.00
	2018-11-16	Engineering & Architectural Services	MICHAEL BAKER INTERNATIONAL INC	4,965.56
	2018-11-19	Engineering & Architectural Services	MICHAEL BAKER INTERNATIONAL INC	2,109.63
	2019-01-17	Payment to Road & Bridge Contractors	SATTERFIELD CONSTRUCTION CO INC	5,000.00
	2019-02-14	Payment to Road & Bridge Contractors	SATTERFIELD CONSTRUCTION CO INC	6,246.30
	2019-04-10	Payment to Road & Bridge Contractors	SATTERFIELD CONSTRUCTION CO INC	3,219.75
	2019-05-07	Payment to Road & Bridge Contractors	SATTERFIELD CONSTRUCTION CO INC	1,748.00
	2019-06-12	Payment to Road & Bridge Contractors	SATTERFIELD CONSTRUCTION CO INC	7,833.33
	2019-06-30	Engineering & Architectural Services	MICHAEL BAKER INTERNATIONAL INC	3,008.96
P031956 Total				1,335,235.26
P032503				
Non-NHS Primary Pavement Program				
Federal Aid FHWA Preventative Maintenance in Saluda County. - SC 121				
Rehabilitation				
	2018-05-14	Payment to Road & Bridge Contractors	SATTERFIELD CONSTRUCTION CO INC	60,500.01
	2018-06-12	Payment to Road & Bridge Contractors	SATTERFIELD CONSTRUCTION CO INC	85,120.01
	2018-06-30	Payment to Road & Bridge Contractors	SATTERFIELD CONSTRUCTION CO INC	26,632.25
	2018-08-14	Payment to Road & Bridge Contractors	SATTERFIELD CONSTRUCTION CO INC	63,995.00
	2018-08-29	Engineering & Architectural Services	MICHAEL BAKER INTERNATIONAL INC	6,199.43
	2018-08-30	Engineering & Architectural Services	MICHAEL BAKER INTERNATIONAL INC	9,711.41
	2018-09-06	Payment to Road & Bridge Contractors	SATTERFIELD CONSTRUCTION CO INC	16,388.25
	2018-10-12	Payment to Road & Bridge Contractors	SATTERFIELD CONSTRUCTION CO INC	119,405.25
	2019-02-14	Payment to Road & Bridge Contractors	SATTERFIELD CONSTRUCTION CO INC	40,177.85
	2019-06-12	Payment to Road & Bridge Contractors	SATTERFIELD CONSTRUCTION CO INC	7,833.33
P032503 Total				435,962.79
P036823				
2018 Federal Aid Primary Pmnt Preservation Program				
SCDOT Federal Aid Preservation in Saluda County - US 378				
Preservation				
	2018-11-19	Engineering & Architectural Services	MICHAEL BAKER INTERNATIONAL INC	752.99
	2018-12-17	Engineering & Architectural Services	MICHAEL BAKER INTERNATIONAL INC	1,515.08
	2019-01-17	Payment to Road & Bridge Contractors	SATTERFIELD CONSTRUCTION CO INC	15,264.00
	2019-02-14	Payment to Road & Bridge Contractors	SATTERFIELD CONSTRUCTION CO INC	76,229.03
	2019-04-11	Payment to Road & Bridge Contractors	SATTERFIELD CONSTRUCTION CO INC	241,641.37
	2019-05-14	Payment to Road & Bridge Contractors	SATTERFIELD CONSTRUCTION CO INC	44,016.79
	2019-06-12	Payment to Road & Bridge Contractors	SATTERFIELD CONSTRUCTION CO INC	185.00
P036823 Total				379,604.26

New Gas Tax Trust Fund Check Register

Vendor & Contractor Payments through October 31, 2019

County & Project Description	Posting Date	Expense Description	Vendor	Amount
P036824				
2018 Federal Aid Secondary Pvmnt Preservation in Saluda County				
SCDOT Federal Aid Preservation in Saluda County - S- 136				
Preservation				
	2018-11-19	Engineering & Architectural Services	MICHAEL BAKER INTERNATIONAL INC	1,014.99
	2019-01-17	Payment to Road & Bridge Contractors	SATTERFIELD CONSTRUCTION CO INC	12,000.00
	2019-02-14	Payment to Road & Bridge Contractors	SATTERFIELD CONSTRUCTION CO INC	42,731.58
	2019-04-11	Payment to Road & Bridge Contractors	SATTERFIELD CONSTRUCTION CO INC	8,125.00
	2019-05-14	Payment to Road & Bridge Contractors	SATTERFIELD CONSTRUCTION CO INC	1,625.00
P036824 Total				65,496.57
P032001				
2017 Primary Improvement Program (Saluda SC 121)				
Primary Improvement in Saluda County. - SC 121				
Rehabilitation				
	2018-10-15	Payment to Road & Bridge Contractors	SATTERFIELD CONSTRUCTION CO INC	6,000.00
	2018-10-22	Payment to Road & Bridge Contractors	SATTERFIELD CONSTRUCTION CO INC	601.92
	2018-12-19	Payment to Road & Bridge Contractors	SATTERFIELD CONSTRUCTION CO INC	2,887.27
P032001 Total				9,489.19
P030304				
2017 Federal Aid Secondary Program				
Rehabilitation of S-25 and S-107 in Saluda County for the Federal Aid Pavement Improvement Program. - S- 107, S- 25				
Reconstruction				
	2018-10-24	Engineering & Architectural Services	DAVIS & FLOYD INC	657.23
	2018-12-14	Payment to Road & Bridge Contractors	SATTERFIELD CONSTRUCTION CO INC	29,558.00
	2019-01-17	Engineering & Architectural Services	DAVIS & FLOYD INC	659.56
	2019-02-12	Engineering & Architectural Services	DAVIS & FLOYD INC	1,965.78
	2019-05-15	Payment to Road & Bridge Contractors	SATTERFIELD CONSTRUCTION CO INC	342,771.18
	2019-06-13	Payment to Road & Bridge Contractors	SATTERFIELD CONSTRUCTION CO INC	779,511.68
	2019-06-30	Payment to Road & Bridge Contractors	SATTERFIELD CONSTRUCTION CO INC	14,596.00
	2019-08-13	Payment to Road & Bridge Contractors	SATTERFIELD CONSTRUCTION CO INC	9,645.78
	2019-08-15	Engineering & Architectural Services	DAVIS & FLOYD INC	8,708.66
	2019-09-03	Engineering & Architectural Services	DAVIS & FLOYD INC	16,201.05
	2019-09-13	Payment to Road & Bridge Contractors	SATTERFIELD CONSTRUCTION CO INC	208,112.62
P030304 Total				1,412,387.54
P032504				
2018 Federal Aid Secondary Program				
Federal Aid Secondary Reconstruction in Saluda County - S- 25				
Reconstruction				
	2019-01-10	Payment to Road & Bridge Contractors	SATTERFIELD CONSTRUCTION CO INC	41,804.00
	2019-06-13	Payment to Road & Bridge Contractors	SATTERFIELD CONSTRUCTION CO INC	409,762.62
	2019-06-30	Payment to Road & Bridge Contractors	SATTERFIELD CONSTRUCTION CO INC	264,092.26
	2019-09-11	Payment to Road & Bridge Contractors	SATTERFIELD CONSTRUCTION CO INC	5,090.40
	2019-10-10	Payment to Road & Bridge Contractors	SATTERFIELD CONSTRUCTION CO INC	61,244.57
P032504 Total				781,993.85
P037840				
2019 Non- Interstate NHS Pavement Improvement Program				
Preservation in Saluda County - US 378				
Preservation				
	2019-06-13	Payment to Road & Bridge Contractors	SATTERFIELD CONSTRUCTION CO INC	9,166.66
	2019-09-12	Payment to Road & Bridge Contractors	SATTERFIELD CONSTRUCTION CO INC	193,753.11
	2019-10-10	Payment to Road & Bridge Contractors	SATTERFIELD CONSTRUCTION CO INC	3,465.00
P037840 Total				206,384.77

New Gas Tax Trust Fund Check Register

Vendor & Contractor Payments through October 31, 2019

County & Project Description	Posting Date	Expense Description	Vendor	Amount
P037843				
2019 FA Secondaries Pavement Improvement Programs				
Preservation in Saluda County - S- 136				
Preservation				
	2019-06-13	Payment to Road & Bridge Contractors	SATTERFIELD CONSTRUCTION CO INC	9,166.68
	2019-09-12	Payment to Road & Bridge Contractors	SATTERFIELD CONSTRUCTION CO INC	133,286.93
	2019-10-10	Payment to Road & Bridge Contractors	SATTERFIELD CONSTRUCTION CO INC	6,666.66
P037843 Total				149,120.27
Saluda Total				4,775,674.50

New Gas Tax Trust Fund Check Register

Vendor & Contractor Payments through October 31, 2019

County & Project Description	Posting Date	Expense Description	Vendor	Amount
Spartanburg				
P032353				
Non-Interstate NHS Statewide Program				
NHS Federal Aid FHWA Preventative Maintenance in Spartanburg County - US 176				
Rehabilitation				
	2019-01-14	Payment to Road & Bridge Contractors	ROGERS GROUP INC	71,265.60
	2019-03-12	Payment to Road & Bridge Contractors	ROGERS GROUP INC	84,445.32
	2019-04-11	Payment to Road & Bridge Contractors	ROGERS GROUP INC	578,631.02
	2019-05-16	Payment to Road & Bridge Contractors	ROGERS GROUP INC	136,154.82
	2019-07-18	Payment to Road & Bridge Contractors	ROGERS GROUP INC	38,906.73
	2019-08-08	Payment to Road & Bridge Contractors	ROGERS GROUP INC	817,638.14
	2019-09-06	Payment to Road & Bridge Contractors	ROGERS GROUP INC	37,711.92
	2019-10-09	Payment to Road & Bridge Contractors	ROGERS GROUP INC	29,881.21
P032353 Total				1,794,634.76
P033617				
2018 Non-NHS Primary Program				
Non-NHS Primary Preservation in Spartanburg County - SC 11				
Preservation				
	2019-01-17	Payment to Road & Bridge Contractors	SLURRY PAVERS INC	19,487.50
	2019-02-08	Payment to Road & Bridge Contractors	SLURRY PAVERS INC	31,701.50
	2019-04-11	Payment to Road & Bridge Contractors	SLURRY PAVERS INC	11,856.65
	2019-05-15	Payment to Road & Bridge Contractors	SLURRY PAVERS INC	331,171.86
	2019-06-14	Payment to Road & Bridge Contractors	SLURRY PAVERS INC	4,495.70
	2019-07-18	Payment to Road & Bridge Contractors	SLURRY PAVERS INC	64,899.27
P033617 Total				463,612.48
P032470				
2018 Federal Aid Secondary Program				
Federal Aid Secondary Reconstruction in Spartanburg County - S- 222, S- 45				
Reconstruction				
	2018-11-19	Payment to Road & Bridge Contractors	SLOAN CONSTRUCTION	47,378.00
	2019-01-17	Engineering & Architectural Services	HDR ENGINEERING INC OF THE CAROLI	1,500.49
	2019-01-23	Payment to Road & Bridge Contractors	SLOAN CONSTRUCTION	23,350.00
	2019-04-10	Payment to Road & Bridge Contractors	SLOAN CONSTRUCTION	386,673.11
	2019-05-16	Payment to Road & Bridge Contractors	SLOAN CONSTRUCTION	1,296,595.74
	2019-06-24	Payment to Road & Bridge Contractors	SLOAN CONSTRUCTION	57,287.53
	2019-06-30	Payment to Road & Bridge Contractors	SLOAN CONSTRUCTION	72,028.28
	2019-08-23	Payment to Road & Bridge Contractors	SLOAN CONSTRUCTION	44,107.17
P032470 Total				1,928,920.32
P033602				
2018 Non-Interstate NHS Primary Program				
Non-Interstate NHS Primary Preservation in Spartanburg County - SC 295				
Preservation				
	2018-12-17	Payment to Road & Bridge Contractors	F & R ASPHALT INC	94,511.49
	2019-01-22	Payment to Road & Bridge Contractors	F & R ASPHALT INC	76,183.54
	2019-05-22	Payment to Road & Bridge Contractors	F & R ASPHALT INC	45,000.00
	2019-06-18	Payment to Road & Bridge Contractors	F & R ASPHALT INC	19,217.45
	2019-09-25	Engineering & Architectural Services	DAVIS & FLOYD INC	562.16
P033602 Total				235,474.64

New Gas Tax Trust Fund Check Register

Vendor & Contractor Payments through October 31, 2019

County & Project Description	Posting Date	Expense Description	Vendor	Amount
P033655				
2018 Non-NHS Primary Program				
Non-NHS Primary Preservation in Spartanburg County - SC 295				
Preservation				
	2018-12-17	Payment to Road & Bridge Contractors	F & R ASPHALT INC	94,271.69
	2019-01-22	Payment to Road & Bridge Contractors	F & R ASPHALT INC	7,316.00
	2019-02-19	Payment to Road & Bridge Contractors	F & R ASPHALT INC	5,000.00
	2019-05-22	Payment to Road & Bridge Contractors	F & R ASPHALT INC	16,500.00
	2019-06-18	Payment to Road & Bridge Contractors	F & R ASPHALT INC	11,651.50
P033655 Total				134,739.19
P032356				
Non-NHS Primary Pavement Program				
Federal Aid FHWA Preventative Maintenance in Spartanburg County - SC 101, SC 9, US 176 CO2, US 221				
Rehabilitation				
	2019-01-14	Payment to Road & Bridge Contractors	ROGERS GROUP INC	293,386.24
	2019-02-12	Payment to Road & Bridge Contractors	ROGERS GROUP INC	741,710.48
	2019-03-12	Payment to Road & Bridge Contractors	ROGERS GROUP INC	629,998.97
	2019-03-18	Engineering & Architectural Services	HDR ENGINEERING INC OF THE CAROLI	1,904.67
	2019-05-16	Payment to Road & Bridge Contractors	ROGERS GROUP INC	153,948.02
	2019-06-19	Payment to Road & Bridge Contractors	ROGERS GROUP INC	835,316.94
	2019-07-18	Payment to Road & Bridge Contractors	ROGERS GROUP INC	864,078.31
	2019-08-08	Payment to Road & Bridge Contractors	ROGERS GROUP INC	400,053.43
	2019-09-06	Payment to Road & Bridge Contractors	ROGERS GROUP INC	41,311.65
	2019-10-09	Payment to Road & Bridge Contractors	ROGERS GROUP INC	94,629.05
P032356 Total				4,056,337.76
P037447				
2019 Non-Interstate NHS				
SCDOT Preservation in Spartanburg County - SC 14, SC 295				
Preservation				
	2019-01-22	Payment to Road & Bridge Contractors	F & R ASPHALT INC	150,216.09
	2019-02-19	Payment to Road & Bridge Contractors	F & R ASPHALT INC	205,886.63
	2019-04-18	Engineering & Architectural Services	DAVIS & FLOYD INC	840.80
	2019-06-18	Payment to Road & Bridge Contractors	F & R ASPHALT INC	26,296.67
P037447 Total				383,240.19
P037457				
2019 Non-NHS Primary Preservation Program				
SCDOT Preservation in Spartanburg County - SC 215, SC 56				
Preservation				
	2019-01-22	Payment to Road & Bridge Contractors	F & R ASPHALT INC	11,283.34
	2019-02-19	Payment to Road & Bridge Contractors	F & R ASPHALT INC	95,859.22
	2019-04-18	Engineering & Architectural Services	DAVIS & FLOYD INC	2,107.23
	2019-06-18	Payment to Road & Bridge Contractors	F & R ASPHALT INC	102,760.67
P037457 Total				212,010.46

New Gas Tax Trust Fund Check Register

Vendor & Contractor Payments through October 31, 2019

County & Project Description	Posting Date	Expense Description	Vendor	Amount
P037460				
2019 FA Secondary Preservation Program				
SCDOT Preservation in Spartanburg County - S- 56, S- 681, S- 91				
Preservation				
	2019-01-22	Payment to Road & Bridge Contractors	F & R ASPHALT INC	64,053.92
	2019-02-19	Payment to Road & Bridge Contractors	F & R ASPHALT INC	50,707.74
	2019-04-18	Engineering & Architectural Services	DAVIS & FLOYD INC	4,316.05
	2019-06-18	Payment to Road & Bridge Contractors	F & R ASPHALT INC	50,632.67
	2019-09-25	Engineering & Architectural Services	DAVIS & FLOYD INC	3,770.28
P037460 Total				173,480.66
P033659				
2018 Federal Aid Secondary Program				
Federal Aid Secondary Preservation in Spartanburg County - S- 190, S- 65, S- 74				
Preservation				
	2019-02-08	Payment to Road & Bridge Contractors	SLURRY PAVERS INC	51,189.00
	2019-03-12	Payment to Road & Bridge Contractors	SLURRY PAVERS INC	35,174.33
	2019-04-11	Payment to Road & Bridge Contractors	SLURRY PAVERS INC	3,468.66
	2019-05-15	Payment to Road & Bridge Contractors	SLURRY PAVERS INC	72,353.51
	2019-06-14	Payment to Road & Bridge Contractors	SLURRY PAVERS INC	331,904.15
	2019-07-18	Payment to Road & Bridge Contractors	SLURRY PAVERS INC	17,281.19
P033659 Total				511,370.84
P037019				
2019 Non-FA Secondary Pavement Improvement Program				
Reconstruction in Spartanburg County - S- 227, S- 60				
Reconstruction				
	2019-05-15	Highway Maintenance Contracts	F & R ASPHALT INC	38,836.35
	2019-05-22	Highway Maintenance Contracts	Highway Maint Contr	(714.75)
	2019-06-17	Highway Maintenance Contracts	F & R ASPHALT INC	5,233.42
	2019-06-30	Highway Maintenance Contracts	Pmt Rd & Brdg Contr	(5,233.42)
P037019 Total				38,121.60
P037194				
2019 Non-NHS Primary Pavement Improvement Program				
Rehabilitation in Spartanburg County - US 221				
Rehabilitation				
	2019-05-15	Payment to Road & Bridge Contractors	F & R ASPHALT INC	833,326.67
	2019-05-22	Highway Maintenance Contracts	F & R ASPHALT INC	600,733.88
	2019-06-17	Payment to Road & Bridge Contractors	F & R ASPHALT INC	1,673,577.46
	2019-06-30	Payment to Road & Bridge Contractors	F & R ASPHALT INC	208,935.89
	2019-09-25	Engineering & Architectural Services	DAVIS & FLOYD INC	34,538.49
	2019-10-17	Engineering & Architectural Services	DAVIS & FLOYD INC	1,029.32
P037194 Total				3,352,141.71
P037196				
2019 FA Secondary Pavement Improvement Program				
Reconstruction in Spartanburg County - S- 37				
Reconstruction				
	2019-05-15	Payment to Road & Bridge Contractors	F & R ASPHALT INC	75,000.00
	2019-05-22	Highway Maintenance Contracts	F & R ASPHALT INC	51,676.00
P037196 Total				126,676.00
Spartanburg Total				13,410,760.61

New Gas Tax Trust Fund Check Register

Vendor & Contractor Payments through October 31, 2019

County & Project Description	Posting Date	Expense Description	Vendor	Amount
Sumter				
P033679				
2018 Non-Interstate NHS Program (Sumter US 76)				
Rehab in Sumter - US 76				
Rehabilitation				
	2019-04-10	Payment to Road & Bridge Contractors	LYNCHEs RIVER CONTRACTING INC	82,321.00
	2019-05-09	Payment to Road & Bridge Contractors	LYNCHEs RIVER CONTRACTING INC	1,252,540.84
	2019-05-29	Engineering & Architectural Services	CIVIL ENGINEERING CONSULTING SERVIC	18,678.90
	2019-06-12	Engineering & Architectural Services	F&ME CONSULTANTS INC	482.86
	2019-06-14	Payment to Road & Bridge Contractors	LYNCHEs RIVER CONTRACTING INC	498,811.94
	2019-06-27	Engineering & Architectural Services	CIVIL ENGINEERING CONSULTING SERVIC	9,871.80
	2019-07-17	Engineering & Architectural Services	CIVIL ENGINEERING CONSULTING SERVIC	485.96
	2019-08-06	Payment to Road & Bridge Contractors	LYNCHEs RIVER CONTRACTING INC	26,525.18
	2019-10-22	Engineering & Architectural Services	TRANSYSTEMS CORPORATION	969.47
P033679 Total				1,890,687.95
P033680				
2018 Federal Aid Secondary Program				
2018 Federal Aid Secondary Reconstruction in Sumter County - S- 514, S- 81, S- 94				
Reconstruction				
	2019-04-16	Payment to Road & Bridge Contractors	CR JACKSON INC	948,311.52
	2019-05-07	Engineering & Architectural Services	CIVIL ENGINEERING CONSULTING SERVIC	8,174.38
	2019-05-16	Payment to Road & Bridge Contractors	CR JACKSON INC	127,374.85
	2019-06-18	Payment to Road & Bridge Contractors	CR JACKSON INC	47,187.30
	2019-06-30	Payment to Road & Bridge Contractors	CR JACKSON INC	500.00
	2019-10-22	Engineering & Architectural Services	TRANSYSTEMS CORPORATION	3,142.91
P033680 Total				1,134,690.96
P036778				
2018 Non-Interstate NHS Preservation Program (Sumter US 76)				
NHS Preservation in Sumter County/ Rural Safety Rte - US 76				
Preservation				
	2018-06-30	Payment to Road & Bridge Contractors	LYNCHEs RIVER CONTRACTING INC	357,882.77
	2018-08-08	Payment to Road & Bridge Contractors	LYNCHEs RIVER CONTRACTING INC	626,096.39
	2018-09-10	Payment to Road & Bridge Contractors	LYNCHEs RIVER CONTRACTING INC	56,196.19
	2018-11-07	Engineering & Architectural Services	CIVIL ENGINEERING CONSULTING SERVIC	3,422.05
	2018-11-15	Engineering & Architectural Services	CIVIL ENGINEERING CONSULTING SERVIC	7,850.39
	2018-11-28	Engineering & Architectural Services	CIVIL ENGINEERING CONSULTING SERVIC	3,645.51
	2019-06-27	Engineering & Architectural Services	CIVIL ENGINEERING CONSULTING SERVIC	737.96
P036778 Total				1,055,831.26
P036779				
2018 Non-Interstate NHS Preservation Program				
SCDOT Preservation in Sumter County - US 378				
Preservation				
	2018-09-18	Payment to Road & Bridge Contractors	CR JACKSON INC	309,713.71
	2018-10-15	Payment to Road & Bridge Contractors	CR JACKSON INC	47,926.52
	2018-11-28	Engineering & Architectural Services	CIVIL ENGINEERING CONSULTING SERVIC	2,686.38
	2019-01-23	Engineering & Architectural Services	CIVIL ENGINEERING CONSULTING SERVIC	1,609.85
P036779 Total				361,936.46

New Gas Tax Trust Fund Check Register

Vendor & Contractor Payments through October 31, 2019

County & Project Description	Posting Date	Expense Description	Vendor	Amount
P036852				
US 76 - Safety Improvements in Sumter County				
Safety Improvement from MP 0.000 (Richland County Line) to approx. MP 7.8 near SC 441 - US 76				
Safety Improvement				
	2018-05-14	Printing, Binding, Advertising	OSTEEN PUBLISHING COMPANY	79.10
	2018-05-14	Printing, Binding, Advertising	SHAW NEWS	322.20
	2018-07-16	Engineering & Architectural Services	QUANTUM SPATIAL INC	25,367.25
	2018-08-22	Engineering & Architectural Services	QUANTUM SPATIAL INC	15,956.42
	2018-11-07	Engineering & Architectural Services	QUANTUM SPATIAL INC	5,001.68
	2019-02-21	Engineering & Architectural Services	RAMEY KEMP & ASSOCIATES INC	4,687.45
	2019-04-26	Engineering & Architectural Services	RAMEY KEMP & ASSOCIATES INC	22,951.47
	2019-05-09	Engineering & Architectural Services	RAMEY KEMP & ASSOCIATES INC	9,681.90
	2019-05-23	Engineering & Architectural Services	RAMEY KEMP & ASSOCIATES INC	30,560.18
	2019-07-25	Engineering & Architectural Services	RAMEY KEMP & ASSOCIATES INC	40,568.86
	2019-07-31	Engineering & Architectural Services	RAMEY KEMP & ASSOCIATES INC	31,217.36
	2019-08-30	Engineering & Architectural Services	RAMEY KEMP & ASSOCIATES INC	1,907.45
	2019-10-11	Engineering & Architectural Services	RAMEY KEMP & ASSOCIATES INC	1,594.31
P036852 Total				189,895.63
P036780				
2018 Federal Aid Secondary Program				
SCDOT Federal Aid Preservation in Sumter County - S- 1074				
Preservation				
	2018-09-18	Payment to Road & Bridge Contractors	CR JACKSON INC	245,823.79
	2018-10-15	Payment to Road & Bridge Contractors	CR JACKSON INC	18,380.47
	2018-11-28	Engineering & Architectural Services	CIVIL ENGINEERING CONSULTING SERVIC	2,127.28
P036780 Total				266,331.54
P038037				
2019 Non-Interstate NHS Preservation Program				
SCDOT Preservation in Sumter County - US 521				
Preservation				
	2019-05-07	Engineering & Architectural Services	CIVIL ENGINEERING CONSULTING SERVIC	1,123.62
	2019-05-07	Payment to Road & Bridge Contractors	STRAWSER CONSTRUCTION INC	61,996.00
	2019-05-29	Engineering & Architectural Services	CIVIL ENGINEERING CONSULTING SERVIC	2,829.84
	2019-05-31	Payment to Road & Bridge Contractors	STRAWSER CONSTRUCTION INC	813,410.25
	2019-06-27	Engineering & Architectural Services	CIVIL ENGINEERING CONSULTING SERVIC	4,337.30
	2019-07-17	Engineering & Architectural Services	CIVIL ENGINEERING CONSULTING SERVIC	4,504.68
	2019-07-18	Payment to Road & Bridge Contractors	STRAWSER CONSTRUCTION INC	54,294.20
	2019-08-22	Payment to Road & Bridge Contractors	STRAWSER CONSTRUCTION INC	71,096.75
	2019-10-22	Engineering & Architectural Services	TRANSYSTEMS CORPORATION	2,985.41
P038037 Total				1,016,578.05
P037579				
2019 NFA Secondary Pavement Improvement Program				
2019 NFA Secondary Rehabilitation/Reconstruction in Sumter County - S- 114, S- 517, S- 94				
Reconstruction				
	2019-06-30	Highway Maintenance Contracts	PALMETTO CORP	54,986.31
	2019-08-07	Highway Maintenance Contracts	PALMETTO CORP	10,931.56
	2019-09-12	Highway Maintenance Contracts	PALMETTO CORP	63,419.36
	2019-10-15	Highway Maintenance Contracts	PALMETTO CORP	202,353.87
P037579 Total				331,691.10

New Gas Tax Trust Fund Check Register

Vendor & Contractor Payments through October 31, 2019

County & Project Description	Posting Date	Expense Description	Vendor	Amount
P038087				
2019 FA Secondary Preservation Program				
SCDOT Preservation in Sumter County - S- 1074, S- 380				
Preservation				
	2019-06-18	Payment to Road & Bridge Contractors	CR JACKSON INC	9,562.01
	2019-06-28	Engineering & Architectural Services	F&ME CONSULTANTS INC	530.55
	2019-08-13	Payment to Road & Bridge Contractors	CR JACKSON INC	5,146.00
	2019-08-23	Engineering & Architectural Services	F&ME CONSULTANTS INC	423.49
	2019-09-18	Payment to Road & Bridge Contractors	CR JACKSON INC	240,584.53
	2019-09-23	Engineering & Architectural Services	CIVIL ENGINEERING CONSULTING SERVIC	6,422.35
	2019-10-09	Payment to Road & Bridge Contractors	CR JACKSON INC	14,269.26
P038087 Total				276,938.19
P037578				
2019 FA Secondary Pavement Improvement Program				
2019 FA Secondary Rehabilitation/Reconstruction in Sumter County - S- 12, S- 41				
Reconstruction				
	2019-06-30	Payment to Road & Bridge Contractors	PALMETTO CORP	64,880.32
	2019-07-25	Engineering & Architectural Services	F&ME CONSULTANTS INC	526.15
	2019-08-07	Payment to Road & Bridge Contractors	PALMETTO CORP	30,988.81
	2019-09-25	Engineering & Architectural Services	F&ME CONSULTANTS INC	665.92
	2019-10-15	Payment to Road & Bridge Contractors	PALMETTO CORP	670,238.65
	2019-10-17	Engineering & Architectural Services	CIVIL ENGINEERING CONSULTING SERVIC	3,872.44
P037578 Total				771,172.29
P038002				
2019 Non-NHS Primary Pavement Improvement Program				
Reconstruction/Rehabilitation in Sumter County - SC 53				
Rehabilitation				
	2019-06-30	Payment to Road & Bridge Contractors	PALMETTO CORP	58,919.99
	2019-08-07	Payment to Road & Bridge Contractors	PALMETTO CORP	34,920.00
	2019-10-15	Payment to Road & Bridge Contractors	PALMETTO CORP	487,974.67
	2019-10-17	Engineering & Architectural Services	CIVIL ENGINEERING CONSULTING SERVIC	8,576.58
P038002 Total				590,391.24
P029091				
Bridge Replacement on S-43-528 over Cane Savannah Creek				
Bridge replacement on S-43-528 (Kolb Road) Bridge over Cane Savannah Creek (part of Act 98 bridge replacement program list). - S- 528				
Bridge Replacement				
	2019-06-27	Engineering & Architectural Services	PARRISH AND PARTNERS LLC	2,093.85
	2019-07-25	Engineering & Architectural Services	PARRISH AND PARTNERS LLC	11,049.82
	2019-08-26	Engineering & Architectural Services	PARRISH AND PARTNERS LLC	14,540.39
	2019-09-27	Engineering & Architectural Services	PARRISH AND PARTNERS LLC	27,222.79
	2019-10-16	Printing, Binding, Advertising	OSTEEN PUBLISHING COMPANY	76.40
	2019-10-30	Engineering & Architectural Services	PARRISH AND PARTNERS LLC	20,582.14
P029091 Total				75,565.39
P027717				
Bridge Replacement at S-43-466 over Turkey Creek				
Bridge Replacement at S-43-466 over Turkey Creek in Sumter County (part of Act 98 bridge replacement program list). District 1, Package C (Bridge 4 of 4) - S- 466				
Bridge Replacement				
	2019-10-16	Printing, Binding, Advertising	OSTEEN PUBLISHING COMPANY	76.40
P027717 Total				76.40

New Gas Tax Trust Fund Check Register

Vendor & Contractor Payments through October 31, 2019

County & Project Description	Posting Date	Expense Description	Vendor	Amount
P032160				
Bridge Replacement at S-43-40 over Mush Branch				
Bridge Replacement at S-43-40 over Mush Branch in Sumter County (part of Act 98 bridge replacement program list)District 1, Package C (Bridge 3 of 4) - S- 40				
Bridge Replacement	2019-10-16	Printing, Binding, Advertising	OSTEEN PUBLISHING COMPANY	76.40
P032160 Total				76.40
Sumter Total				7,961,862.86

New Gas Tax Trust Fund Check Register

Vendor & Contractor Payments through October 31, 2019

County & Project Description	Posting Date	Expense Description	Vendor	Amount
Union				
P032480				
2018 Non-Interstate NHS Program				
Non-Interstate NHS Preservation in Union County - SC 9				
Preservation				
	2018-10-23	Payment to Road & Bridge Contractors	F & R ASPHALT INC	13,100.00
	2018-11-21	Payment to Road & Bridge Contractors	F & R ASPHALT INC	184,945.18
	2019-01-30	Payment to Road & Bridge Contractors	F & R ASPHALT INC	787.50
	2019-02-20	Payment to Road & Bridge Contractors	F & R ASPHALT INC	4,663.75
	2019-04-09	Engineering & Architectural Services	KCI TECHNOLOGIES INC	4,547.68
	2019-08-16	Payment to Road & Bridge Contractors	F & R ASPHALT INC	31,391.98
P032480 Total				239,436.09
P032487				
2018 Federal Aid Secondary Program				
Federal Aid Secondary Preservation in Union County - S- 39				
Preservation				
	2018-10-23	Payment to Road & Bridge Contractors	F & R ASPHALT INC	36,923.67
	2018-11-19	Engineering & Architectural Services	CDM SMITH INC	302.59
	2018-11-21	Payment to Road & Bridge Contractors	F & R ASPHALT INC	124,972.34
	2019-01-30	Payment to Road & Bridge Contractors	F & R ASPHALT INC	840.00
	2019-02-20	Payment to Road & Bridge Contractors	F & R ASPHALT INC	475.33
	2019-03-01	Engineering & Architectural Services	KCI TECHNOLOGIES INC	2,417.12
	2019-04-09	Engineering & Architectural Services	KCI TECHNOLOGIES INC	2,946.99
	2019-05-14	Engineering & Architectural Services	KCI TECHNOLOGIES INC	158.90
	2019-08-16	Payment to Road & Bridge Contractors	F & R ASPHALT INC	18,002.83
	2019-10-30	Engineering & Architectural Services	KCI TECHNOLOGIES INC	277.06
P032487 Total				187,316.83
P032506				
2018 Non-Interstate NHS Program				
Non-Interstate NHS Preservation in Union County - SC 9				
Preservation				
	2018-10-23	Payment to Road & Bridge Contractors	F & R ASPHALT INC	13,100.00
	2018-11-19	Engineering & Architectural Services	CDM SMITH INC	260.00
	2018-11-21	Payment to Road & Bridge Contractors	F & R ASPHALT INC	171,126.19
	2019-01-30	Payment to Road & Bridge Contractors	F & R ASPHALT INC	787.50
	2019-02-20	Payment to Road & Bridge Contractors	F & R ASPHALT INC	4,531.80
	2019-04-09	Engineering & Architectural Services	KCI TECHNOLOGIES INC	3,144.02
	2019-08-16	Payment to Road & Bridge Contractors	F & R ASPHALT INC	39,018.98
	2019-10-10	Payment to Road & Bridge Contractors	F & R ASPHALT INC	1,300.00
	2019-10-30	Engineering & Architectural Services	KCI TECHNOLOGIES INC	158.33
P032506 Total				233,426.82
P033600				
2018 Non-Interstate NHS Program				
Rehab in Union County - US 176				
Rehabilitation				
	2018-10-24	Engineering & Architectural Services	CDM SMITH INC	627.59
	2018-11-21	Payment to Road & Bridge Contractors	KING ASPHALT INC	28,923.33
	2018-12-12	Payment to Road & Bridge Contractors	KING ASPHALT INC	19,083.33
	2019-02-11	Payment to Road & Bridge Contractors	KING ASPHALT INC	10,333.33
	2019-03-19	Payment to Road & Bridge Contractors	KING ASPHALT INC	128,832.62
	2019-04-12	Payment to Road & Bridge Contractors	KING ASPHALT INC	481,486.09
	2019-05-09	Payment to Road & Bridge Contractors	KING ASPHALT INC	299,599.36
	2019-06-06	Engineering & Architectural Services	KCI TECHNOLOGIES INC	14,016.89

New Gas Tax Trust Fund Check Register

Vendor & Contractor Payments through October 31, 2019

County & Project Description	Posting Date	Expense Description	Vendor	Amount
Rehabilitation	2019-06-30	Payment to Road & Bridge Contractors	KING ASPHALT INC	5,166.67
	2019-08-08	Payment to Road & Bridge Contractors	KING ASPHALT INC	6,725.00
	2019-08-27	Engineering & Architectural Services	KCI TECHNOLOGIES INC	5,711.24
	2019-09-06	Payment to Road & Bridge Contractors	KING ASPHALT INC	19,161.77
P033600 Total				1,019,667.22
P033652				
2018 Federal Aid Secondary Program				
Rehab in Union County - S- 13				
Rehabilitation				
	2018-10-24	Engineering & Architectural Services	CDM SMITH INC	562.59
	2018-11-19	Engineering & Architectural Services	CDM SMITH INC	325.00
	2018-11-21	Payment to Road & Bridge Contractors	KING ASPHALT INC	28,049.33
	2018-12-03	Engineering & Architectural Services	CDM SMITH INC	172.59
	2018-12-12	Payment to Road & Bridge Contractors	KING ASPHALT INC	19,083.33
	2019-02-11	Payment to Road & Bridge Contractors	KING ASPHALT INC	332,426.88
	2019-03-19	Payment to Road & Bridge Contractors	KING ASPHALT INC	5,166.67
	2019-04-12	Payment to Road & Bridge Contractors	KING ASPHALT INC	5,166.67
	2019-05-14	Engineering & Architectural Services	KCI TECHNOLOGIES INC	14,560.05
	2019-06-06	Engineering & Architectural Services	KCI TECHNOLOGIES INC	2,764.19
	2019-06-30	Payment to Road & Bridge Contractors	KING ASPHALT INC	5,166.67
	2019-08-07	Payment to Road & Bridge Contractors	KING ASPHALT INC	141,173.55
	2019-08-08	Payment to Road & Bridge Contractors	KING ASPHALT INC	290,424.26
	2019-09-06	Payment to Road & Bridge Contractors	KING ASPHALT INC	24,081.96
P033652 Total				869,123.74
P034720				
2018 Non-NHS Primary Program				
Rehab in Union County - US 176				
Rehabilitation				
	2018-11-21	Payment to Road & Bridge Contractors	KING ASPHALT INC	27,359.32
	2018-12-12	Payment to Road & Bridge Contractors	KING ASPHALT INC	19,083.33
	2019-02-11	Payment to Road & Bridge Contractors	KING ASPHALT INC	10,333.33
	2019-03-19	Payment to Road & Bridge Contractors	KING ASPHALT INC	30,620.21
	2019-04-12	Payment to Road & Bridge Contractors	KING ASPHALT INC	490,016.78
	2019-05-09	Payment to Road & Bridge Contractors	KING ASPHALT INC	3,223.92
	2019-05-14	Engineering & Architectural Services	KCI TECHNOLOGIES INC	944.35
	2019-06-06	Engineering & Architectural Services	KCI TECHNOLOGIES INC	8,169.69
	2019-06-30	Payment to Road & Bridge Contractors	KING ASPHALT INC	5,166.67
	2019-08-08	Payment to Road & Bridge Contractors	KING ASPHALT INC	3,575.00
	2019-09-06	Payment to Road & Bridge Contractors	KING ASPHALT INC	14,997.72
P034720 Total				613,490.32

New Gas Tax Trust Fund Check Register

Vendor & Contractor Payments through October 31, 2019

County & Project Description	Posting Date	Expense Description	Vendor	Amount
P030054				
2017 Federal Aid Secondary Program				
Federal Aid Secondary Reconstruction in Union County - S- 137				
Reconstruction				
	2018-12-03	Engineering & Architectural Services	CDM SMITH INC	195.00
	2018-12-11	Payment to Road & Bridge Contractors	SLOAN CONSTRUCTION	103,904.88
	2018-12-17	Payment to Road & Bridge Contractors	SLOAN CONSTRUCTION	622,472.42
	2019-01-10	Payment to Road & Bridge Contractors	SLOAN CONSTRUCTION	12,801.69
	2019-01-17	Engineering & Architectural Services	CDM SMITH INC	175.47
	2019-04-09	Engineering & Architectural Services	KCI TECHNOLOGIES INC	19,378.51
	2019-05-14	Engineering & Architectural Services	KCI TECHNOLOGIES INC	2,664.41
	2019-06-06	Payment to Road & Bridge Contractors	SLOAN CONSTRUCTION	18,623.88
	2019-08-14	Engineering & Architectural Services	MEAD & HUNT INC	816.35
	2019-08-27	Engineering & Architectural Services	KCI TECHNOLOGIES INC	673.28
	2019-09-19	Payment to Road & Bridge Contractors	SLOAN CONSTRUCTION	24,326.67
P030054 Total				806,032.56
P037266				
2019 Non-FA Secondary Pavement Improvement Program				
Reconstruction/Rehabilitation in Union County - S- 223, S- 274, S- 507				
Reconstruction				
	2019-02-14	Engineering & Architectural Services	CDM SMITH INC	565.47
	2019-03-07	Engineering & Architectural Services	Highway Maint Contr	(395.83)
	2019-03-28	Highway Maintenance Contracts	REEVES CONSTRUCTION CO	13,875.00
	2019-06-03	Engineering & Architectural Services	MEAD & HUNT INC	233.47
	2019-06-06	Engineering & Architectural Services	KCI TECHNOLOGIES INC	261.69
	2019-06-07	Highway Maintenance Contracts	REEVES CONSTRUCTION CO	5,099.94
	2019-06-30	Highway Maintenance Contracts	REEVES CONSTRUCTION CO	4,200.00
	2019-06-30	Engineering & Architectural Services	ENGINEERING & ARCH	(395.83)
	2019-08-23	Highway Maintenance Contracts	REEVES CONSTRUCTION CO	9,075.00
	2019-08-27	Engineering & Architectural Services	KCI TECHNOLOGIES INC	689.12
	2019-10-11	Highway Maintenance Contracts	REEVES CONSTRUCTION CO	265,166.15
	2019-10-24	Engineering & Architectural Services	CDM SMITH INC	514.78
P037266 Total				298,888.96
P037272				
2019 Non-Interstate NHS Preservation Program				
SCDOT Preservation in Union County - SC 9				
Preservation				
	2019-05-09	Payment to Road & Bridge Contractors	SLOAN CONSTRUCTION	72,755.29
	2019-06-12	Payment to Road & Bridge Contractors	SLOAN CONSTRUCTION	58,660.92
	2019-06-30	Payment to Road & Bridge Contractors	SLOAN CONSTRUCTION	193,248.92
	2019-08-27	Engineering & Architectural Services	KCI TECHNOLOGIES INC	2,613.92
	2019-09-06	Payment to Road & Bridge Contractors	SLOAN CONSTRUCTION	14,211.96
	2019-10-11	Engineering & Architectural Services	KCI TECHNOLOGIES INC	2,684.40
	2019-10-30	Engineering & Architectural Services	KCI TECHNOLOGIES INC	4,986.99
P037272 Total				349,162.40
P037252				
2019 Non-NHS Primary Pavement Improvement Program				
Reconstruction/Rehabilitation in Union County - SC 72				
Rehabilitation				
	2019-08-27	Engineering & Architectural Services	KCI TECHNOLOGIES INC	1,541.10
	2019-10-09	Payment to Road & Bridge Contractors	F & R ASPHALT INC	28,333.34
P037252 Total				29,874.44

New Gas Tax Trust Fund Check Register

Vendor & Contractor Payments through October 31, 2019

County & Project Description	Posting Date	Expense Description	Vendor	Amount
P037259				
2019 FA Secondary Pavement Improvement Program				
Reconstruction/Rehabilitation in Union County - S- 13				
Rehabilitation				
	2019-10-09	Payment to Road & Bridge Contractors	F & R ASPHALT INC	28,333.34
P037259 Total				28,333.34
P037286				
2019 FA Secondary Preservation Program				
SCDOT Preservation in Union County - S- 139				
Preservation				
	2019-10-09	Payment to Road & Bridge Contractors	SLURRY PAVERS INC	22,968.70
P037286 Total				22,968.70
Union Total				4,697,721.42

New Gas Tax Trust Fund Check Register

Vendor & Contractor Payments through October 31, 2019

County & Project Description	Posting Date	Expense Description	Vendor	Amount
Williamsburg				
P031967				
2017 Non-NHS Primary Program (Williamsburg US 521)				
Federal Aid Rehab in Williamsburg - US 521				
Rehabilitation				
	2018-10-09	Payment to Road & Bridge Contractors	PALMETTO CORP	74,137.33
	2018-10-15	Payment to Road & Bridge Contractors	PALMETTO CORP	41,000.01
	2019-02-20	Payment to Road & Bridge Contractors	PALMETTO CORP	224,338.73
	2019-03-13	Payment to Road & Bridge Contractors	PALMETTO CORP	108,698.27
	2019-04-17	Payment to Road & Bridge Contractors	PALMETTO CORP	648,293.89
	2019-05-28	Payment to Road & Bridge Contractors	Pmt Rd & Brdg Contr	(10,039.04)
	2019-07-19	Payment to Road & Bridge Contractors	PALMETTO CORP	205,921.12
	2019-08-22	Payment to Road & Bridge Contractors	PALMETTO CORP	157,860.51
	2019-09-11	Engineering & Architectural Services	RS&H, INC.	1,112.02
	2019-09-20	Payment to Road & Bridge Contractors	PALMETTO CORP	27,863.98
	2019-10-21	Payment to Road & Bridge Contractors	PALMETTO CORP	31,953.81
P031967 Total				1,511,140.63
P031984				
2017 Primary Improvement Program (Williamsburg US 521)				
Primary Improvement in Williamsburg County - US 521				
Rehabilitation				
	2018-10-09	Payment to Road & Bridge Contractors	PALMETTO CORP	73,798.92
	2018-10-15	Payment to Road & Bridge Contractors	PALMETTO CORP	41,000.01
	2019-02-20	Payment to Road & Bridge Contractors	PALMETTO CORP	82,346.95
	2019-03-13	Payment to Road & Bridge Contractors	PALMETTO CORP	116,410.74
	2019-04-17	Payment to Road & Bridge Contractors	PALMETTO CORP	216,375.43
	2019-05-28	Payment to Road & Bridge Contractors	Pmt Rd & Brdg Contr	(4,371.84)
	2019-07-19	Payment to Road & Bridge Contractors	PALMETTO CORP	333,933.49
	2019-08-22	Payment to Road & Bridge Contractors	PALMETTO CORP	15,536.89
	2019-09-20	Payment to Road & Bridge Contractors	PALMETTO CORP	7,436.00
	2019-10-21	Payment to Road & Bridge Contractors	PALMETTO CORP	15,612.77
P031984 Total				898,079.36
P032407				
2018 Non-NHS Primary Program (Williamsburg US 521)				
Rehab in Williamsburg County - US 521				
Rehabilitation				
	2018-10-09	Payment to Road & Bridge Contractors	PALMETTO CORP	73,883.48
	2018-10-15	Payment to Road & Bridge Contractors	PALMETTO CORP	41,000.00
	2019-02-20	Payment to Road & Bridge Contractors	PALMETTO CORP	297,399.50
	2019-03-13	Payment to Road & Bridge Contractors	PALMETTO CORP	160,036.16
	2019-04-17	Payment to Road & Bridge Contractors	PALMETTO CORP	793,260.29
	2019-05-28	Payment to Road & Bridge Contractors	Pmt Rd & Brdg Contr	(8,959.33)
	2019-07-19	Payment to Road & Bridge Contractors	PALMETTO CORP	573,411.00
	2019-08-22	Payment to Road & Bridge Contractors	PALMETTO CORP	123,091.21
	2019-09-20	Payment to Road & Bridge Contractors	PALMETTO CORP	22,946.00
	2019-10-21	Payment to Road & Bridge Contractors	PALMETTO CORP	38,456.91
P032407 Total				2,114,525.22

New Gas Tax Trust Fund Check Register

Vendor & Contractor Payments through October 31, 2019

County & Project Description	Posting Date	Expense Description	Vendor	Amount
P033586				
2018 Federal Aid Secondary Program				
Rehab in Williamsburg County - S- 52				
Rehabilitation				
	2018-10-09	Payment to Road & Bridge Contractors	PALMETTO CORP	74,235.90
	2018-10-15	Payment to Road & Bridge Contractors	PALMETTO CORP	40,999.98
	2019-04-17	Payment to Road & Bridge Contractors	PALMETTO CORP	530,425.28
	2019-05-28	Payment to Road & Bridge Contractors	PALMETTO CORP	341,588.98
	2019-07-19	Payment to Road & Bridge Contractors	PALMETTO CORP	17,589.00
	2019-10-21	Payment to Road & Bridge Contractors	PALMETTO CORP	29,120.49
P033586 Total				1,033,959.63
P033629				
2018 Non-Interstate NHS Primary Program				
Non-Interstate NHS Primary Preservation in Williamsburg County - US 378, US 52				
Preservation				
	2019-02-13	Payment to Road & Bridge Contractors	PALMETTO CORP	22,430.01
	2019-03-13	Payment to Road & Bridge Contractors	PALMETTO CORP	11,785.72
	2019-04-30	Payment to Road & Bridge Contractors	PALMETTO CORP	10,823.25
	2019-05-21	Payment to Road & Bridge Contractors	PALMETTO CORP	92,969.00
	2019-06-17	Payment to Road & Bridge Contractors	PALMETTO CORP	261,785.45
	2019-07-19	Payment to Road & Bridge Contractors	PALMETTO CORP	10,935.14
	2019-08-22	Payment to Road & Bridge Contractors	Pmt Rd & Brdg Contr	(80,629.00)
P033629 Total				330,099.57
P033637				
2018 Non-NHS Primary Program				
Non-NHS Primary Preservation in Williamsburg County - SC 261				
Preservation				
	2019-02-13	Payment to Road & Bridge Contractors	PALMETTO CORP	22,490.01
	2019-03-13	Payment to Road & Bridge Contractors	PALMETTO CORP	11,785.72
	2019-04-30	Payment to Road & Bridge Contractors	PALMETTO CORP	58,605.27
	2019-05-21	Payment to Road & Bridge Contractors	PALMETTO CORP	350,784.64
	2019-06-17	Payment to Road & Bridge Contractors	PALMETTO CORP	2,471.16
	2019-07-19	Payment to Road & Bridge Contractors	PALMETTO CORP	2,788.00
	2019-08-22	Payment to Road & Bridge Contractors	PALMETTO CORP	25,731.74
P033637 Total				474,656.54
P033645				
2018 Federal Aid Secondary Program				
Federal Aid Secondary Preservation in Williamsburg County - S- 24				
Preservation				
	2019-02-13	Payment to Road & Bridge Contractors	PALMETTO CORP	22,250.00
	2019-03-13	Payment to Road & Bridge Contractors	PALMETTO CORP	11,785.71
	2019-04-30	Payment to Road & Bridge Contractors	PALMETTO CORP	25,943.73
	2019-05-21	Payment to Road & Bridge Contractors	PALMETTO CORP	189,829.27
	2019-06-17	Payment to Road & Bridge Contractors	PALMETTO CORP	2,755.71
	2019-07-19	Payment to Road & Bridge Contractors	PALMETTO CORP	16,945.14
	2019-08-22	Payment to Road & Bridge Contractors	PALMETTO CORP	779.00
P033645 Total				270,288.56

New Gas Tax Trust Fund Check Register

Vendor & Contractor Payments through October 31, 2019

County & Project Description	Posting Date	Expense Description	Vendor	Amount
P038372				
US 521 Safety improvements in Williamsburg County				
RRSP Safety improvements from near SC 41 (County Line Rd.) to near S-30 (Sims Reach Rd.) - US 521				
Safety Improvement				
	2019-03-15	Printing, Binding, Advertising	FREE TIMES	29.34
P038372 Total				29.34
P037942				
2019 Non-Interstate NHS Preservation Program				
SCDOT Preservation in Williamsburg County - US 52				
Preservation				
	2019-09-20	Payment to Road & Bridge Contractors	PALMETTO CORP	46,172.49
	2019-10-21	Payment to Road & Bridge Contractors	PALMETTO CORP	488,983.07
P037942 Total				535,155.56
P037943				
2019 Non-NHS Primary Preservation Program				
SCDOT Preservation in Williamsburg County - SC 527				
Preservation				
	2019-09-20	Payment to Road & Bridge Contractors	PALMETTO CORP	69,456.44
	2019-10-21	Payment to Road & Bridge Contractors	PALMETTO CORP	368,483.15
P037943 Total				437,939.59
P037944				
2019 FA Secondary Preservation Program				
SCDOT Preservation in Williamsburg County - S- 24				
Preservation				
	2019-09-20	Payment to Road & Bridge Contractors	PALMETTO CORP	46,338.97
	2019-10-21	Payment to Road & Bridge Contractors	PALMETTO CORP	169,248.96
P037944 Total				215,587.93
Williamsburg Total				7,821,461.93

New Gas Tax Trust Fund Check Register

Vendor & Contractor Payments through October 31, 2019

County & Project Description	Posting Date	Expense Description	Vendor	Amount
York				
P032476				
2018 Non-Interstate NHS Preservation Program				
SCDOT Federal Aid Preservation in York County - SC 161				
Preservation				
	2018-09-27	Payment to Road & Bridge Contractors	THE LANE CONSTRUCTION CORPORATION	112,414.15
	2018-10-12	Payment to Road & Bridge Contractors	THE LANE CONSTRUCTION CORPORATION	980,732.93
	2018-10-25	Engineering & Architectural Services	KCI TECHNOLOGIES INC	1,836.37
	2018-12-04	Payment to Road & Bridge Contractors	Pmt Rd & Brdg Contr	(32,062.91)
	2018-12-06	Payment to Road & Bridge Contractors	THE LANE CONSTRUCTION CORPORATION	22,118.15
	2019-01-10	Engineering & Architectural Services	KCI TECHNOLOGIES INC	13,006.52
	2019-03-01	Engineering & Architectural Services	KCI TECHNOLOGIES INC	5,588.27
	2019-04-09	Engineering & Architectural Services	KCI TECHNOLOGIES INC	2,121.50
	2019-05-14	Engineering & Architectural Services	KCI TECHNOLOGIES INC	1,060.81
	2019-10-22	Payment to Road & Bridge Contractors	THE LANE CONSTRUCTION CORPORATION	7,886.75
P032476 Total				1,114,702.54
P032481				
2018 Non-Interstate NHS Preservation Program				
SCDOT Preservation in York County - SC 161, SC 322				
Preservation				
	2018-09-27	Payment to Road & Bridge Contractors	THE LANE CONSTRUCTION CORPORATION	361,864.55
	2018-10-12	Payment to Road & Bridge Contractors	THE LANE CONSTRUCTION CORPORATION	708,129.98
	2018-10-25	Engineering & Architectural Services	KCI TECHNOLOGIES INC	6,513.85
	2018-12-04	Payment to Road & Bridge Contractors	THE LANE CONSTRUCTION CORPORATION	5,082.00
	2018-12-06	Payment to Road & Bridge Contractors	THE LANE CONSTRUCTION CORPORATION	49,574.19
	2019-01-10	Engineering & Architectural Services	KCI TECHNOLOGIES INC	7,998.47
	2019-03-01	Engineering & Architectural Services	KCI TECHNOLOGIES INC	870.57
	2019-04-09	Engineering & Architectural Services	KCI TECHNOLOGIES INC	3,804.06
	2019-10-22	Payment to Road & Bridge Contractors	THE LANE CONSTRUCTION CORPORATION	29,455.22
P032481 Total				1,173,292.89
P032488				
2018 Federal Aid Secondary Preservation Program				
SCDOT Preservation in York County - S- 100, S- 64				
Preservation				
	2018-10-12	Payment to Road & Bridge Contractors	THE LANE CONSTRUCTION CORPORATION	409,165.90
	2018-12-04	Payment to Road & Bridge Contractors	THE LANE CONSTRUCTION CORPORATION	399,060.15
	2018-12-06	Payment to Road & Bridge Contractors	THE LANE CONSTRUCTION CORPORATION	22,503.46
	2019-03-01	Engineering & Architectural Services	KCI TECHNOLOGIES INC	9,974.38
	2019-10-22	Payment to Road & Bridge Contractors	THE LANE CONSTRUCTION CORPORATION	879.00
P032488 Total				841,582.89

New Gas Tax Trust Fund Check Register

Vendor & Contractor Payments through October 31, 2019

County & Project Description	Posting Date	Expense Description	Vendor	Amount
P033601				
2018 Non-NHS Primary Program				
Federal Aid Rehab in York County - US 21				
Rehabilitation				
	2018-11-19	Payment to Road & Bridge Contractors	LYNCHE RIVER CONTRACTING INC	56,085.00
	2019-02-20	Payment to Road & Bridge Contractors	LYNCHE RIVER CONTRACTING INC	299,593.47
	2019-03-14	Payment to Road & Bridge Contractors	LYNCHE RIVER CONTRACTING INC	203,835.96
	2019-04-10	Payment to Road & Bridge Contractors	LYNCHE RIVER CONTRACTING INC	712.64
	2019-05-14	Engineering & Architectural Services	KCI TECHNOLOGIES INC	1,058.67
	2019-05-15	Payment to Road & Bridge Contractors	LYNCHE RIVER CONTRACTING INC	227,310.28
	2019-06-10	Payment to Road & Bridge Contractors	LYNCHE RIVER CONTRACTING INC	1,399,105.70
	2019-06-30	Payment to Road & Bridge Contractors	LYNCHE RIVER CONTRACTING INC	96,856.88
	2019-08-27	Engineering & Architectural Services	KCI TECHNOLOGIES INC	2,556.35
	2019-08-28	Payment to Road & Bridge Contractors	LYNCHE RIVER CONTRACTING INC	143,463.36
	2019-09-12	Payment to Road & Bridge Contractors	LYNCHE RIVER CONTRACTING INC	28,972.60
	2019-10-11	Engineering & Architectural Services	KCI TECHNOLOGIES INC	16,061.89
	2019-10-15	Payment to Road & Bridge Contractors	LYNCHE RIVER CONTRACTING INC	8,624.07
	2019-10-30	Engineering & Architectural Services	KCI TECHNOLOGIES INC	8,560.39
P033601 Total				2,492,797.26
P033620				
2018 Non-NHS Primary Program				
Federal Aid Rehab in York County - US 21				
Rehabilitation				
	2018-11-19	Payment to Road & Bridge Contractors	LYNCHE RIVER CONTRACTING INC	55,605.00
	2019-02-20	Payment to Road & Bridge Contractors	LYNCHE RIVER CONTRACTING INC	198,728.04
	2019-03-14	Payment to Road & Bridge Contractors	LYNCHE RIVER CONTRACTING INC	53,429.65
	2019-04-10	Payment to Road & Bridge Contractors	LYNCHE RIVER CONTRACTING INC	125.87
	2019-05-14	Engineering & Architectural Services	KCI TECHNOLOGIES INC	255.54
	2019-05-15	Payment to Road & Bridge Contractors	LYNCHE RIVER CONTRACTING INC	24,909.63
	2019-06-10	Payment to Road & Bridge Contractors	LYNCHE RIVER CONTRACTING INC	242,917.67
	2019-06-30	Payment to Road & Bridge Contractors	LYNCHE RIVER CONTRACTING INC	19,339.15
	2019-08-27	Engineering & Architectural Services	KCI TECHNOLOGIES INC	600.98
	2019-08-28	Payment to Road & Bridge Contractors	LYNCHE RIVER CONTRACTING INC	42,452.64
	2019-10-11	Engineering & Architectural Services	KCI TECHNOLOGIES INC	3,097.26
	2019-10-15	Payment to Road & Bridge Contractors	LYNCHE RIVER CONTRACTING INC	6,250.00
	2019-10-30	Engineering & Architectural Services	KCI TECHNOLOGIES INC	799.44
P033620 Total				648,510.87

New Gas Tax Trust Fund Check Register

Vendor & Contractor Payments through October 31, 2019

County & Project Description	Posting Date	Expense Description	Vendor	Amount
P037267				
2019 Non-FA Secondary Pavement Improvement Program				
Reconstruction/Rehabilitation in York County - S- 1050, S- 1052				
Reconstruction				
	2018-12-03	Engineering & Architectural Services	CDM SMITH INC	562.59
	2019-01-17	Engineering & Architectural Services	CDM SMITH INC	1,269.43
	2019-02-14	Engineering & Architectural Services	CDM SMITH INC	435.47
	2019-03-07	Engineering & Architectural Services	Highway Maint Contr	(304.83)
	2019-03-28	Highway Maintenance Contracts	REEVES CONSTRUCTION CO	17,223.00
	2019-03-29	Engineering & Architectural Services	FEE-ARCH ENG &OTHR	(1,282.42)
	2019-06-03	Engineering & Architectural Services	MEAD & HUNT INC	63.67
	2019-06-07	Highway Maintenance Contracts	REEVES CONSTRUCTION CO	4,909.14
	2019-06-30	Highway Maintenance Contracts	REEVES CONSTRUCTION CO	270,318.73
	2019-06-30	Engineering & Architectural Services	ENGINEERING & ARCH	(304.83)
	2019-08-13	Engineering & Architectural Services	CDM SMITH INC	247.64
	2019-08-23	Highway Maintenance Contracts	REEVES CONSTRUCTION CO	280,816.00
	2019-08-23	Engineering & Architectural Services	CDM SMITH INC	963.28
	2019-09-09	Highway Maintenance Contracts	REEVES CONSTRUCTION CO	17,805.68
	2019-10-11	Engineering & Architectural Services	KCI TECHNOLOGIES INC	866.06
	2019-10-21	Engineering & Architectural Services	MEAD & HUNT INC	655.06
	2019-10-30	Engineering & Architectural Services	KCI TECHNOLOGIES INC	4,639.40
P037267 Total				598,883.07
P030048				
2017 Non-NHS Primary Program				
SC 324 Reconstruction in York County - SC 324				
Reconstruction				
	2019-02-04	Payment to Road & Bridge Contractors	GRANITE CONTRACTING LLC	39,790.00
	2019-03-05	Payment to Road & Bridge Contractors	GRANITE CONTRACTING LLC	111,330.00
	2019-04-23	Payment to Road & Bridge Contractors	GRANITE CONTRACTING LLC	27,447.50
	2019-05-13	Payment to Road & Bridge Contractors	GRANITE CONTRACTING LLC	220,789.89
	2019-06-24	Payment to Road & Bridge Contractors	GRANITE CONTRACTING LLC	195,573.63
	2019-06-30	Payment to Road & Bridge Contractors	GRANITE CONTRACTING LLC	19,391.98
	2019-09-19	Payment to Road & Bridge Contractors	GRANITE CONTRACTING LLC	1,323.63
	2019-10-30	Engineering & Architectural Services	KCI TECHNOLOGIES INC	772.59
P030048 Total				616,419.22
P030055				
2017 Federal Aid Secondary Program				
Federal Aid Secondary Reconstruction in York County - S- 32, S- 724				
Reconstruction				
	2019-02-04	Payment to Road & Bridge Contractors	GRANITE CONTRACTING LLC	40,005.00
	2019-03-05	Payment to Road & Bridge Contractors	GRANITE CONTRACTING LLC	31,250.00
	2019-04-23	Payment to Road & Bridge Contractors	GRANITE CONTRACTING LLC	1,447.50
	2019-05-13	Payment to Road & Bridge Contractors	GRANITE CONTRACTING LLC	228,975.01
	2019-06-06	Engineering & Architectural Services	KCI TECHNOLOGIES INC	2,453.31
	2019-06-24	Payment to Road & Bridge Contractors	GRANITE CONTRACTING LLC	663,079.11
	2019-06-30	Payment to Road & Bridge Contractors	GRANITE CONTRACTING LLC	80,122.74
	2019-08-27	Engineering & Architectural Services	KCI TECHNOLOGIES INC	5,564.83
	2019-08-29	Payment to Road & Bridge Contractors	GRANITE CONTRACTING LLC	27,138.38
	2019-09-19	Payment to Road & Bridge Contractors	GRANITE CONTRACTING LLC	2,162.61
	2019-10-11	Engineering & Architectural Services	KCI TECHNOLOGIES INC	2,497.08
	2019-10-30	Engineering & Architectural Services	KCI TECHNOLOGIES INC	902.05
P030055 Total				1,085,597.62

New Gas Tax Trust Fund Check Register

Vendor & Contractor Payments through October 31, 2019

County & Project Description	Posting Date	Expense Description	Vendor	Amount
P037253				
2019 Non-NHS Primary Pavement Improvement Program				
Reconstruction/Rehabilitation in York County - SC 160, SC 49, SC 5, US 321 BUS				
Rehabilitation				
	2019-04-11	Payment to Road & Bridge Contractors	LYNCHE RIVER CONTRACTING INC	73,273.00
	2019-05-23	Payment to Road & Bridge Contractors	LYNCHE RIVER CONTRACTING INC	509,116.18
	2019-06-06	Engineering & Architectural Services	KCI TECHNOLOGIES INC	876.23
	2019-06-12	Payment to Road & Bridge Contractors	LYNCHE RIVER CONTRACTING INC	384,456.09
	2019-07-16	Payment to Road & Bridge Contractors	LYNCHE RIVER CONTRACTING INC	935,660.14
	2019-08-14	Engineering & Architectural Services	MEAD & HUNT INC	1,840.89
	2019-08-21	Engineering & Architectural Services	MEAD & HUNT INC	6,584.36
	2019-08-22	Payment to Road & Bridge Contractors	LYNCHE RIVER CONTRACTING INC	29,621.17
	2019-08-27	Engineering & Architectural Services	KCI TECHNOLOGIES INC	8,824.02
	2019-09-11	Payment to Road & Bridge Contractors	LYNCHE RIVER CONTRACTING INC	37,260.38
	2019-10-11	Engineering & Architectural Services	KCI TECHNOLOGIES INC	10,607.47
	2019-10-15	Payment to Road & Bridge Contractors	LYNCHE RIVER CONTRACTING INC	2,306.29
	2019-10-30	Engineering & Architectural Services	KCI TECHNOLOGIES INC	3,625.38
P037253 Total				2,004,051.60
P037260				
2019 FA Secondary Pavement Improvement Program				
Reconstruction/Rehabilitation in York County - S- 22				
Rehabilitation				
	2019-04-11	Payment to Road & Bridge Contractors	LYNCHE RIVER CONTRACTING INC	71,740.00
	2019-05-23	Payment to Road & Bridge Contractors	LYNCHE RIVER CONTRACTING INC	43,971.00
	2019-06-12	Payment to Road & Bridge Contractors	LYNCHE RIVER CONTRACTING INC	279,325.17
	2019-07-16	Payment to Road & Bridge Contractors	LYNCHE RIVER CONTRACTING INC	365,044.68
	2019-08-22	Payment to Road & Bridge Contractors	LYNCHE RIVER CONTRACTING INC	286,595.62
	2019-09-11	Payment to Road & Bridge Contractors	LYNCHE RIVER CONTRACTING INC	41,110.66
	2019-10-11	Engineering & Architectural Services	KCI TECHNOLOGIES INC	4,124.18
	2019-10-15	Payment to Road & Bridge Contractors	LYNCHE RIVER CONTRACTING INC	1,125.00
	2019-10-30	Engineering & Architectural Services	KCI TECHNOLOGIES INC	3,176.55
P037260 Total				1,096,212.86
P033653				
2018 Federal Aid Secondary Program				
Reconstruction in York County - S- 1172, S- 1451, S- 334				
Reconstruction				
	2019-05-08	Payment to Road & Bridge Contractors	LYNCHE RIVER CONTRACTING INC	80,938.25
	2019-06-13	Payment to Road & Bridge Contractors	LYNCHE RIVER CONTRACTING INC	877,875.58
	2019-07-17	Payment to Road & Bridge Contractors	LYNCHE RIVER CONTRACTING INC	124,953.65
	2019-08-14	Engineering & Architectural Services	MEAD & HUNT INC	11,477.72
	2019-08-19	Payment to Road & Bridge Contractors	Pmt Rd & Brdg Contr	(112.27)
	2019-09-12	Payment to Road & Bridge Contractors	LYNCHE RIVER CONTRACTING INC	2,708.90
P033653 Total				1,097,841.83

New Gas Tax Trust Fund Check Register

Vendor & Contractor Payments through October 31, 2019

County & Project Description	Posting Date	Expense Description	Vendor	Amount
P037273				
2019 Non-Interstate NHS Preservation Program				
SCDOT Preservation in York County - SC 5, US 21				
Preservation				
	2019-05-22	Payment to Road & Bridge Contractors	SLOAN CONSTRUCTION	138,049.79
	2019-06-13	Payment to Road & Bridge Contractors	SLOAN CONSTRUCTION	214,713.95
	2019-07-18	Payment to Road & Bridge Contractors	SLOAN CONSTRUCTION	444,478.84
	2019-08-07	Payment to Road & Bridge Contractors	SLOAN CONSTRUCTION	8,962.86
	2019-09-18	Payment to Road & Bridge Contractors	SLOAN CONSTRUCTION	265,452.45
	2019-10-11	Engineering & Architectural Services	KCI TECHNOLOGIES INC	2,707.39
	2019-10-11	Payment to Road & Bridge Contractors	SLOAN CONSTRUCTION	5,500.00
	2019-10-30	Engineering & Architectural Services	KCI TECHNOLOGIES INC	10,642.84
P037273 Total				1,090,508.12
P037280				
2019 Non-NHS Primary Preservation Program				
SCDOT Preservation in York County - SC 49				
Preservation				
	2019-05-22	Payment to Road & Bridge Contractors	SLOAN CONSTRUCTION	170,852.26
	2019-06-13	Payment to Road & Bridge Contractors	SLOAN CONSTRUCTION	540,704.62
	2019-07-18	Payment to Road & Bridge Contractors	SLOAN CONSTRUCTION	10,441.74
	2019-08-27	Engineering & Architectural Services	KCI TECHNOLOGIES INC	14,108.93
	2019-09-18	Payment to Road & Bridge Contractors	SLOAN CONSTRUCTION	42,072.35
	2019-10-11	Engineering & Architectural Services	KCI TECHNOLOGIES INC	10,073.02
	2019-10-11	Payment to Road & Bridge Contractors	SLOAN CONSTRUCTION	5,500.00
P037280 Total				793,752.92
P037287				
2019 FA Secondary Preservation Program				
SCDOT Preservation in York County - S- 102				
Preservation				
	2019-05-22	Payment to Road & Bridge Contractors	SLOAN CONSTRUCTION	124,168.56
	2019-06-13	Payment to Road & Bridge Contractors	SLOAN CONSTRUCTION	44,306.53
	2019-07-18	Payment to Road & Bridge Contractors	SLOAN CONSTRUCTION	2,370.97
	2019-09-18	Payment to Road & Bridge Contractors	SLOAN CONSTRUCTION	109,837.61
	2019-10-11	Payment to Road & Bridge Contractors	SLOAN CONSTRUCTION	161,636.75
P037287 Total				442,320.42
York Total				15,096,474.11

New Gas Tax Trust Fund Check Register

Vendor & Contractor Payments through October 31, 2019

County & Project Description	Posting Date	Expense Description	Vendor	Amount
District 1				
P038015				
RRSP Safety Improvements in District 1 (2018-2019)				
RRSP RW Safety Clearing in District 1 (2018-2019) - I- 20, SC 97, US 521, US 601				
Safety Improvement				
	2019-01-04	Highway Maintenance Contracts	NATURCHEM INC	37,974.60
	2019-01-16	Highway Maintenance Contracts	NATURCHEM INC	33,573.10
	2019-02-28	Highway Maintenance Contracts	NATURCHEM INC	49,786.20
	2019-03-13	Highway Maintenance Contracts	NATURCHEM INC	72,658.00
	2019-03-27	Highway Maintenance Contracts	NATURCHEM INC	2,825.40
	2019-05-24	Highway Maintenance Contracts	NATURCHEM INC	21,840.24
	2019-06-26	Highway Maintenance Contracts	NATURCHEM INC	98,010.78
P038015 Total				316,668.32
District 1 Total				316,668.32

New Gas Tax Trust Fund Check Register

Vendor & Contractor Payments through October 31, 2019

County & Project Description	Posting Date	Expense Description	Vendor	Amount
District 2				
P038018				
RRSP Safety Improvements in District 2 (2018-2019)				
RRSP RW Safety Clearing in District 2 (2018-2019) - I- 26				
Safety Improvement				
	2018-10-05	Other Contract Services	NATURCHEM INC	59,745.84
	2018-10-08	Highway Maintenance Contracts	WEST LAND CLEARING LLC	830.00
	2018-10-10	Highway Maintenance Contracts	WEST LAND CLEARING LLC	8,300.00
	2018-10-18	Highway Maintenance Contracts	WEST LAND CLEARING LLC	1,660.00
	2018-10-24	Highway Maintenance Contracts	WEST LAND CLEARING LLC	7,885.00
	2018-10-26	Highway Maintenance Contracts	WEST LAND CLEARING LLC	1,245.00
	2018-11-13	Highway Maintenance Contracts	WEST LAND CLEARING LLC	24,900.00
	2018-11-16	Highway Maintenance Contracts	WEST LAND CLEARING LLC	7,885.00
	2018-11-16	Other Contract Services	NATURCHEM INC	86,693.16
	2018-11-27	Highway Maintenance Contracts	WEST LAND CLEARING LLC	11,205.00
	2018-12-04	Highway Maintenance Contracts	WEST LAND CLEARING LLC	12,975.00
	2018-12-07	Other Contract Services	NATURCHEM INC	33,921.06
	2018-12-10	Highway Maintenance Contracts	WEST LAND CLEARING LLC	21,165.00
	2018-12-13	Highway Maintenance Contracts	WEST LAND CLEARING LLC	27,840.00
	2019-01-09	Highway Maintenance Contracts	WEST LAND CLEARING LLC	15,770.00
	2019-01-14	Other Contract Services	NATURCHEM INC	16,065.36
	2019-01-15	Highway Maintenance Contracts	WEST LAND CLEARING LLC	2,075.00
	2019-01-16	Highway Maintenance Contracts	WEST LAND CLEARING LLC	20,335.00
	2019-02-04	Highway Maintenance Contracts	WEST LAND CLEARING LLC	25,205.00
	2019-02-08	Other Contract Services	NATURCHEM INC	3,596.58
	2019-02-11	Highway Maintenance Contracts	WEST LAND CLEARING LLC	15,625.00
	2019-05-07	Other Contract Services	NATURCHEM INC	51,840.36
	2019-06-07	Other Contract Services	NATURCHEM INC	93,959.46
	2019-06-30	Highway Maintenance Contracts	DEANGELO BROTHERS LLC	8,075.00
	2019-09-18	Other Contract Services	NATURCHEM INC	47,859.00
P038018 Total				606,655.82
P039126				
RRSP Safety Improvements in District 2 (2019 - 2020)				
RRSP RW Safety Clearing in District 2 (2019 - 2020)				
Safety Improvement				
	2019-09-11	Other Contract Services	NATURCHEM INC	19,009.40
	2019-10-01	Other Contract Services	NATURCHEM INC	58,449.40
	2019-10-21	Highway Maintenance Contracts	WEST LAND CLEARING LLC	23,775.00
	2019-10-31	Highway Maintenance Contracts	WEST LAND CLEARING LLC	7,925.00
P039126 Total				109,158.80
District 2 Total				715,814.62

New Gas Tax Trust Fund Check Register

Vendor & Contractor Payments through October 31, 2019

County & Project Description	Posting Date	Expense Description	Vendor	Amount
District 3				
P038019				
RRSP Safety Improvements in District 3 (2018-2019)				
RRSP RW Safety Clearing in District 3 (2018-2019) - SC 14, SC 24, SC 56				
Safety Improvement				
	2018-11-30	Highway Maintenance Contracts	WEST LAND CLEARING LLC	41,867.50
	2018-12-07	Highway Maintenance Contracts	WEST LAND CLEARING LLC	9,672.50
	2018-12-17	Highway Maintenance Contracts	WEST LAND CLEARING LLC	53,492.50
	2019-02-19	Highway Maintenance Contracts	WEST LAND CLEARING LLC	18,285.00
	2019-03-29	Highway Maintenance Contracts	DEANGELO BROTHERS LLC	17,760.00
	2019-04-08	Highway Maintenance Contracts	DEANGELO BROTHERS LLC	16,280.00
	2019-04-17	Highway Maintenance Contracts	DEANGELO BROTHERS LLC	17,020.00
	2019-04-22	Highway Maintenance Contracts	DEANGELO BROTHERS LLC	7,030.00
	2019-04-26	Highway Maintenance Contracts	DEANGELO BROTHERS LLC	19,980.00
	2019-05-07	Highway Maintenance Contracts	DEANGELO BROTHERS LLC	20,350.00
	2019-05-17	Highway Maintenance Contracts	DEANGELO BROTHERS LLC	14,430.00
	2019-05-23	Highway Maintenance Contracts	DEANGELO BROTHERS LLC	20,720.00
	2019-05-24	Highway Maintenance Contracts	WEST LAND CLEARING LLC	17,350.00
	2019-06-07	Highway Maintenance Contracts	DEANGELO BROTHERS LLC	24,050.00
P038019 Total				298,287.50
District 3 Total				298,287.50

New Gas Tax Trust Fund Check Register

Vendor & Contractor Payments through October 31, 2019

County & Project Description	Posting Date	Expense Description	Vendor	Amount
District 4				
P038020				
RRSP Safety Improvements in District 4 (2018-2019)				
RRSP RW Safety Clearing in District 4 (2018-2019) - I- 77, SC 213, SC 215, SC 97				
Safety Improvement				
	2019-02-06	Other Contract Services	NATURCHEM INC	103,190.00
	2019-03-06	Highway Maintenance Contracts	NATURCHEM INC	42,446.64
	2019-04-22	Highway Maintenance Contracts	NATURCHEM INC	144,181.20
	2019-05-03	Highway Maintenance Contracts	WEST LAND CLEARING LLC	28,600.00
	2019-05-07	Highway Maintenance Contracts	NATURCHEM INC	92,849.64
	2019-05-15	Highway Maintenance Contracts	WEST LAND CLEARING LLC	33,645.00
	2019-05-21	Highway Maintenance Contracts	WEST LAND CLEARING LLC	29,670.00
	2019-06-05	Highway Maintenance Contracts	WEST LAND CLEARING LLC	26,220.00
P038020 Total				500,802.48
P039128				
RRSP Safety Improvements in District 4 (2019 - 2020)				
RRSP RW Safety Clearing in District 4 (2019 - 2020)				
Safety Improvement				
	2019-08-06	Other Contract Services	NATURCHEM INC	87,444.60
	2019-09-11	Other Contract Services	NATURCHEM INC	91,694.60
	2019-09-13	Highway Maintenance Contracts	NATURCHEM INC	69,247.68
	2019-10-07	Other Contract Services	NATURCHEM INC	93,350.40
P039128 Total				341,737.28
District 4 Total				842,539.76

New Gas Tax Trust Fund Check Register

Vendor & Contractor Payments through October 31, 2019

County & Project Description	Posting Date	Expense Description	Vendor	Amount
District 5				
P038021				
RRSP Safety Improvements in District 5 (2018-2019)				
RRSP RW Safety Clearing in District 5 (2018-2019) - I-95, US 17 ALT, US 701				
Safety Improvement				
	2019-06-18	Other Contract Services	NATURCHEM INC	111,563.94
	2019-06-27	Other Contract Services	NATURCHEM INC	247,082.82
	2019-08-15	Other Contract Services	NATURCHEM INC	132,768.18
P038021 Total				491,414.94
District 5 Total				491,414.94

New Gas Tax Trust Fund Check Register

Vendor & Contractor Payments through October 31, 2019

County & Project Description	Posting Date	Expense Description	Vendor	Amount
District 6				
P038022				
RRSP Safety Improvements in District 6 (2018-2019)				
RRSP RW Safety Clearing in District 6 (2018-2019) - SC 303, SC 64				
Safety Improvement				
	2019-03-14	Other Contract Services	NATURCHEM INC	133,626.80
	2019-06-03	Other Contract Services	NATURCHEM INC	61,540.00
	2019-06-30	Other Contract Services	NATURCHEM INC	159,555.20
P038022 Total				354,722.00
P039130				
RRSP Safety Improvements in District 6 (2019 - 2020)				
RRSP RW Safety Clearing in District 6 (2019 - 2020)				
Safety Improvement				
	2019-10-02	Other Contract Services	NATURCHEM INC	69,893.80
	2019-10-18	Other Contract Services	GROUNDS MAINT SRVC	114,586.80
P039130 Total				184,480.60
District 6 Total				539,202.60

New Gas Tax Trust Fund Check Register

Vendor & Contractor Payments through October 31, 2019

County & Project Description	Posting Date	Expense Description	Vendor	Amount
District 7				
P038023				
RRSP Safety Improvements in District 7 (2018-2019)				
RRSP RW Safety Clearing in District 7 (2018-2019) - I- 20, I- 26, I- 95				
Safety Improvement				
	2019-06-04	Other Contract Services	KERVIN BROS STUMP & TREE CO LLC	21,500.00
	2019-06-21	Other Contract Services	KERVIN BROS STUMP & TREE CO LLC	31,500.00
	2019-06-30	Other Contract Services	KERVIN BROS STUMP & TREE CO LLC	29,000.00
	2019-07-11	Other Contract Services	KERVIN BROS STUMP & TREE CO LLC	26,500.00
	2019-08-06	Other Contract Services	KERVIN BROS STUMP & TREE CO LLC	30,500.00
	2019-08-16	Other Contract Services	KERVIN BROS STUMP & TREE CO LLC	41,575.00
	2019-08-28	Other Contract Services	KERVIN BROS STUMP & TREE CO LLC	47,500.00
	2019-09-27	Other Contract Services	KERVIN BROS STUMP & TREE CO LLC	21,925.00
	2019-10-23	Other Contract Services	NATURCHEM INC	63,505.20
P038023 Total				313,505.20
P039131				
RRSP Safety Improvements in District 7 (2019 - 2020)				
RRSP RW Safety Clearing in District 7 (2019 - 2020)				
Safety Improvement				
	2019-10-30	Other Contract Services	KERVIN BROS STUMP & TREE CO LLC	37,600.00
P039131 Total				37,600.00
District 7 Total				351,105.20

New Gas Tax Trust Fund Check Register

Vendor & Contractor Payments through October 31, 2019

County & Project Description	Posting Date	Expense Description	Vendor	Amount
Multi-County				
P037183				
2019 Pavement Program - Preliminary Engineering				
Project for the preparation of plans for Non-Interstate pavement programs.				
Administration				
	2018-05-09	Engineering & Architectural Services	HDR ENGINEERING INC OF THE CAROLI	14,120.63
	2018-06-15	Engineering & Architectural Services	HDR ENGINEERING INC OF THE CAROLI	12,939.03
	2018-08-03	Engineering & Architectural Services	HDR ENGINEERING INC OF THE CAROLI	11,477.33
	2018-08-10	Engineering & Architectural Services	HDR ENGINEERING INC OF THE CAROLI	11,552.07
	2018-11-16	Engineering & Architectural Services	HDR ENGINEERING INC OF THE CAROLI	5,272.97
	2019-02-26	Engineering & Architectural Services	HDR ENGINEERING INC OF THE CAROLI	15,778.21
	2019-04-05	Engineering & Architectural Services	HDR ENGINEERING INC OF THE CAROLI	17,868.53
P037183 Total				89,008.77
P037771				
Horizontal Curve Inventory				
Data collection on horizontal curves (MOA-15-18)				
Safety Improvement				
	2019-01-30	Highway Maintenance Contracts	QUALITY COUNTS LLC	199,040.00
P037771 Total				199,040.00
P038155				
2020 Pavements Preliminary Engineering				
Project for the preparation of plans for the Non-Interstate pavement programs				
Rehabilitation				
	2019-05-07	Engineering & Architectural Services	HDR ENGINEERING INC OF THE CAROLI	6,344.02
	2019-06-24	Engineering & Architectural Services	HDR ENGINEERING INC OF THE CAROLI	11,070.17
	2019-07-23	Engineering & Architectural Services	HDR ENGINEERING INC OF THE CAROLI	3,307.22
	2019-09-24	Printing, Binding, Advertising	HEALTH & ENVIRON CNTL DEPT	125.00
P038155 Total				20,846.41
Multi-County Total				308,895.18
Grand Total				408,586,075.46

SFY 19-20 Revenue Component: All Funding Sources

In Millions

State Revenues Summary (see next page for details)	Revenue Projection SFY19-20	SFY 19-20 YTD Actuals Thru October 31, 2019	YTD Projected Revenue Receipts	Variance Actuals-Projections
State Gas Tax (Gasoline & Diesel)	\$733	\$234.25	\$232.99	\$1.26
Infrastructure Maintenance Fee (aka Vehicle Sales Tax)	\$223	\$68.25	\$55.70	\$12.55
Act 275 SCDMV Fees & Fines	\$87	\$22.56	\$20.17	\$2.38
Motor Vehicle License Fees	\$17	\$4.96	\$4.41	\$0.55
Registration Fee	\$27	\$9.05	\$8.91	\$0.14
Large Commercial Motor Vehicle One-Time and Road Use Fees	\$9	\$1.33	\$2.97	(\$1.64)
Hybrid Vehicle Fee	\$2	\$0.47	\$0.66	(\$0.19)
Electric Power Tax	\$4	\$0.00	\$0.00	\$0.00
Cross Island Parkway Tolls	\$9	\$3.04	\$2.97	\$0.07
Petroleum Inspection Tax	\$9	\$3.49	\$3.00	\$0.49
Sale of Services	\$16	\$3.35	\$5.29	(\$1.94)
Sale of Goods	\$4	\$0.00	\$0.00	\$0.00
Over Size/Over Weight Permits	\$4	\$1.74	\$1.81	(\$0.07)
Other Misc. Revenues	\$8	\$9.56	\$2.57	\$6.99
DMV Penalties	\$4	\$0.76	\$1.14	(\$0.38)
Interest	\$7	\$7.56	\$1.93	\$5.63
General Fund Transfer Rest Areas	\$4	\$0.00	\$0.00	\$0.00
Refundable Tax Credit	(\$44)	\$0.00	\$0.00	\$0.00
Transfer to Parks, Recreation, and Tourism (Welcome Center)	(\$4)	(\$1.78)	(\$1.78)	\$0.00
CTC Donor Bonus	(\$21)	(\$17.64)	(\$21.00)	\$3.36
	\$1,098	\$350.95	\$321.75	\$29.20

Other Revenues: Partnered Projects	Revenue Projection SFY19-20	SFY 19-20 YTD Actuals Thru October 30, 2019	YTD Projected Revenue Receipts	Variance Actuals-Projections
Participation Agreements with Counties & Cities	\$24	\$0.43	\$7.92	(7.49)
SCTIB Reimbursements for Act 98 Projects	\$35	\$8.02	\$11.55	(3.53)
State Ports Authority: Port Access Road	\$43	\$14.31	\$9.25	5.06
SC Dept. of Commerce: Volvo Interchange	\$10	\$3.57	\$2.31	1.26
Mark Clark Expressway Extension	\$0	\$4.36	\$0.00	4.36
	\$112	\$30.69	\$31.03	(\$0.34)

Other Revenues: Federal Reimbursements	Revenue Projection SFY19-20	SFY 19-20 YTD Actuals Thru October 31, 2019	YTD Projected Revenue Receipts	Variance Actuals-Projections
Reimbursement for Eligible Project Activities	\$1,211	\$290.14	\$434.96	(\$144.82)

ALL REVENUES COMBINED	\$2,421	\$671.78	\$787.73	(\$115.96)
------------------------------	----------------	-----------------	-----------------	-------------------

ANALYSIS: State revenues through October are favorably within 9% of projected revenue. The Infrastructure Maintenance Fee (aka Vehicle Sales Tax), a component of the New Gas Tax Fund, continues to perform strongly. Federal Reimbursements and Partnership Project revenues reflect timing of planned projects as revenues are received as expenditures are incurred.

SFY 19-20 Revenue Component: All Funding Sources

In Millions

New Gas Tax Trust Fund	Year 3 Revenue Projection SFY19-20	SFY 19-20 YTD Actuals Thru October 31, 2019	Forecasted YTD Revenue Receipts	Variance Actuals-Projections
Gasoline Portion of the Gas Tax Increase @ 6 cents (2 cents per year for 6 years)	\$163	\$48.02	\$50.31	(\$2.29)
Diesel Portion of the Gas Tax Increase @ 6 cents (2 cents per year for 6 years)	\$52	\$16.02	\$15.96	\$0.06
Registration Fee (\$16 increase)	\$27	\$9.05	\$8.91	\$0.14
Hybrid Vehicles / Alternative Vehicles	\$2	\$0.47	\$0.66	(\$0.19)
Motor Carrier Road Use Fee	\$9	\$1.33	\$2.97	(\$1.64)
Infrastructure Maintenance Fee aka Vehicle Sales Tax (New Portion generated from increasing \$300 cap to \$500)	\$74	\$26.74	\$21.72	\$5.02
Refundable Tax Credit	(\$44)	\$0.00	\$0.00	\$0.00
CTC Donor Bonus Transfer from DOT (Act 40 Revisions)	(\$21)	(\$17.64)	(21.00)	\$3.36
Act 40: Roads Bill Revenues	\$262	\$83.99	\$79.53	\$4.46
Existing SCDOT Funds now swept into the New Gas Tax Trust Fund: Act 275 Original Vehicle Sales Tax (80% of the first \$300 portion)	\$149	\$41.51	\$33.98	\$7.53
Interest	\$1	\$3.21	\$0.33	\$2.88
Sales and Use Tax	\$2	\$1.43	\$0.66	\$0.77
Existing SCDOT Revenues swept into the New Gas Tax Trust Fund Account	\$152	\$46.15	\$34.97	\$11.18
TOTAL New Gas Tax Trust Fund Revenues	\$414	\$130.14	\$114.50	\$15.64

Other State Revenues in the Highway Fund, Non-Fed. Aid	Revenue Projection SFY19-20	SFY 19-20 YTD Actuals Thru October 31, 2019	YTD Projected Revenue Receipts	Variance Actuals-Projections
Gas Tax Original 16 cent portion - Gasoline	\$393	\$133.15	\$131.82	\$1.33
Gas Tax Original 16 cent portion - Diesel	\$143	\$42.57	\$39.43	\$3.14
International Fuel Tax Agreement	(\$18)	(\$5.51)	(\$4.53)	(\$0.98)
Act 275 SCDMV Fees & Fines	\$87	\$22.56	\$20.17	\$2.38
Sale of Services	\$16	\$3.35	\$5.29	(\$1.94)
Act 176: Motor Vehicle License Fees	\$17	\$4.96	\$4.41	\$0.55
Act 176: Petroleum Inspection Tax	\$9	\$3.49	\$3.00	\$0.49
Act 176: Electric Power Tax	\$4	\$0.00	\$0.00	\$0.00
Act 176: DMV Penalties	\$4	\$0.76	\$1.14	(\$0.38)
Cross Island Parkway Tolls	\$9	\$3.04	\$2.97	\$0.07
Sale of Goods	\$4	\$0.00	\$0.00	\$0.00
Over Size/Over Weight Permits	\$4	\$1.74	\$1.81	(\$0.07)
Other Misc. Revenues	\$6	\$8.13	\$1.91	\$6.22
Interest earned outside of IMTF	\$6	\$4.35	\$1.60	\$2.75
General Fund Transfer Rest Areas	\$4	\$0.00	\$0.00	\$0.00
Transfer to Parks, Recreation, and Tourism (Welcome Center)	(\$4)	(\$1.78)	(\$1.78)	\$0.00
	\$684	\$220.81	\$207.24	\$13.56

* As reported by South Carolina Information Enterprise System (SCEIS)

Intentionally Left Blank

Proposed Budget for SFY 2020/21

SFY 2020/21 Budget Summary

Revenues

- Revenues on track to meet the financial requirements of the 10-Year Plan.
 - Motor fuel taxes static with limited growth anticipated.
 - DMV fees and vehicle sales taxes performing at or above expectation.

Expenditures

- Maintenance and System Preservation single biggest category at \$1.25B or 47% of budget
- Capacity and Operational Improvements reflect projected payments for the Interstate Capacity program
- Debt service down to \$58M
 - Cross Island Parkway to be paid off in SFY21
- \$22.35M in General Fund requests made for rest areas and litter. Adjusted \$350K for Sumter PD/SLED project.

Revenue

Revenues

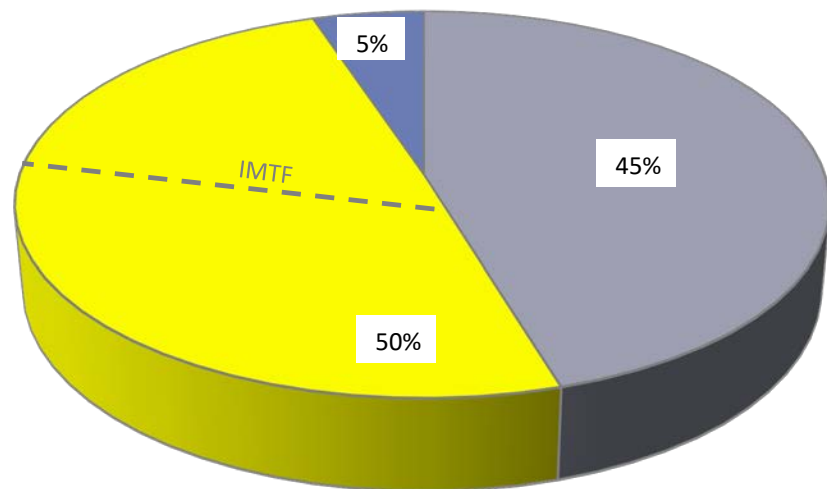
(In Millions)

Funding Source	Actual 2018	Actual 2019	Approved 2020	Estimated 2021
Federal Reimbursements	\$990	\$735	\$1,211	\$1,074
State Revenues	991	1,069	1,111	1,174
Partnered Projects	120	124	112	121
Total	\$2,101	\$1,928	\$2,434	\$2,369

Estimated Revenues SFY 2020/21 \$2.369B

Federal Reimbursements	\$1.074B
State Revenues <i>Including New Gas Tax Trust Fund (IMTF) \$480M</i>	\$1.174B
Partnered Projects	\$ 121M

Total Estimated Revenues FY 2021 \$2.369B



Estimated Revenues SFY 2020/21

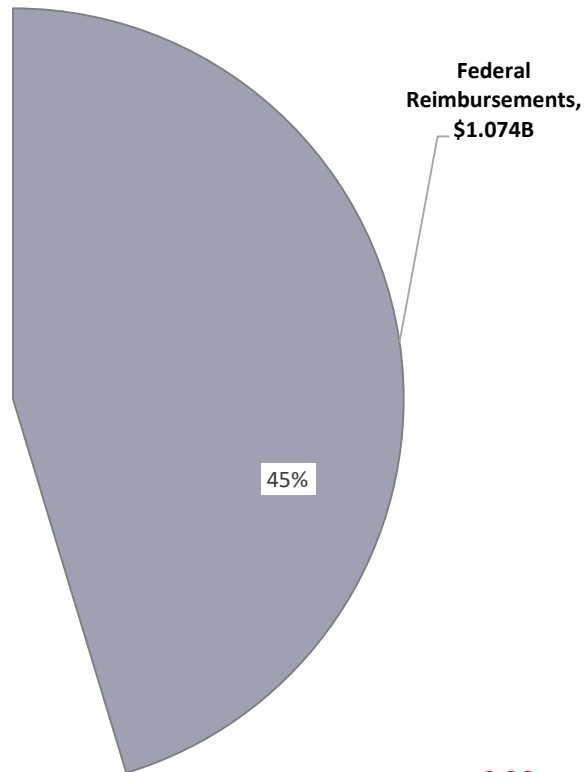
Federal Reimbursements

Subject to annual Congressional
Budget Appropriation

Based on eligible project expenditures

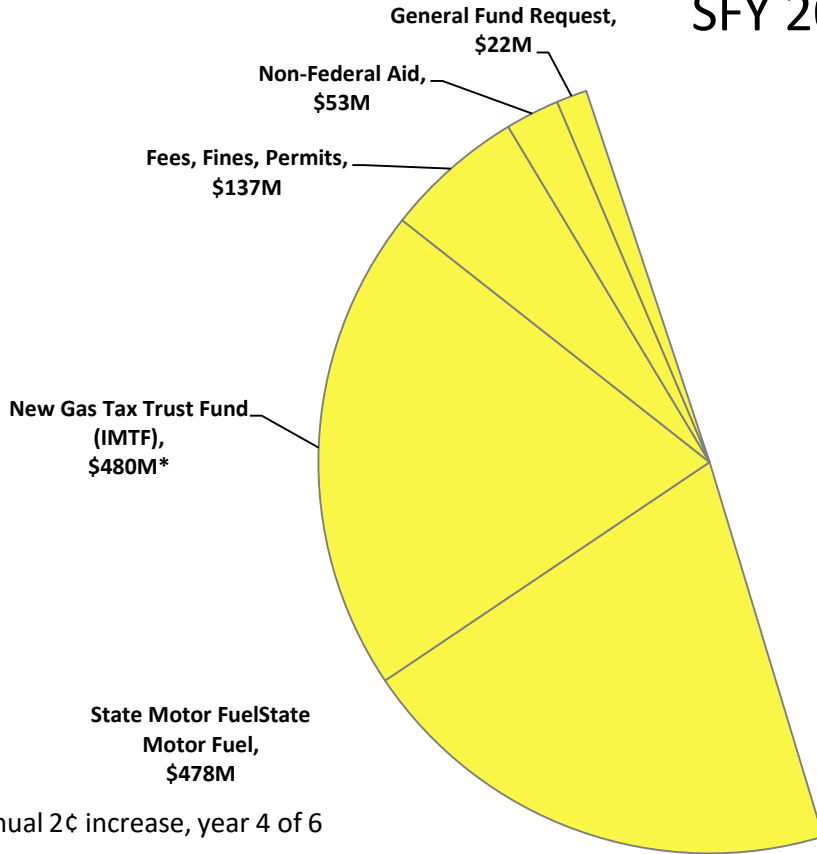
Average reimbursement rate of 84%
on eligible activities

Typically, this level of project activity
would require an equivalent of \$204M in
matching funds



Estimated Revenues

SFY 2020/21



*Annual 2¢ increase, year 4 of 6

New Gas Tax Trust Fund (IMTF)

- \$ 246M Infrastructure Maintenance Fee
- \$ 198M Gasoline Tax
- \$ 73M Special Fuel Tax
- \$ 34M DMV - Vehicle Registration Increase
- \$ 14M Fees, Taxes, & Earnings
- \$ 64.0M Refundable Income Tax Credit Fund**
- \$ 20.5M CTC Donor Bonus Act 40**

Fees, Fines, Tolls, Etc.

- \$ 92M SC DMV Fees & Fines
- \$ 32M Goods, Services, & Permits
- \$ 8M Cross Island Parkway Tolls Revenues
- \$ 5M SCTIB Exchange Payments

Non-Federal Aid

Act 176 funds are for use on Non-Federally eligible state roads

Significant Items Include:

- \$ 18M Gasoline Tax
- \$ 18M Motor Vehicle License
- \$ 13M Petroleum Inspection & Electric Power Tax

General Fund Request

- \$ 12M Rest Area
- \$ 10M Litter Pick-Up

Highway Fund/State Motor Fuel

- \$ 375M Gasoline
- \$ 121M Diesel
- \$ 18.0M International Fuel Tax Agreement 370**

Estimated Revenues SFY 2020/21

State Motor Fuel

\$936.2	Forecasted Gross Collections
(\$8.5)	Dept. of Revenue Deductions
(\$3.7)	DNR Watercraft fund 1% of 13 cents
(\$110.0)	CTC Transportation 3.66 cents/gallon (\$82M Hwy Fund & \$28.0M IMTF)

\$814.0 Transmitted to SCDOT

New Gas Tax Trust Fund (IMTF)

\$226.1	Gasoline
\$73.1	Diesel
(\$64.2)	Tax Credits
(\$20.5)	CTC Donor Bonus

\$186.5 NET

Highway Fund

\$375.3	Gasoline
\$121.5	Diesel
(\$18.0)	International Fuel Tax Agreement
(\$28.9)*	SCTIB 1 cent Gallon Equivalent Transfer

\$449.9 NET

Non-Federal Aid

\$18.0 Gasoline

\$18.0 NET



\$654.40 Available for SCDOT Use

*Reflected in Expenditures



Estimated Revenues SFY 2020/21



Partnered Projects

\$ 35M SCTIB (Act 98)

\$ 60M State Ports Authority

\$ 21M Participation Agreements

\$ 5M Mark Clark Extension-SCTIB/Charleston County

Expenditures

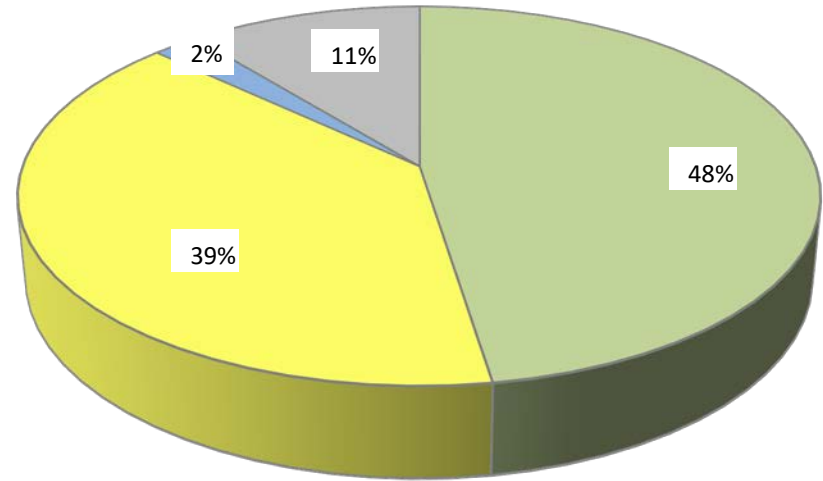
Expenditures (In Millions)

	Actual 2018	Actual 2019	Approved 2020	Estimated 2021
Maintenance & System Preservation	\$903	\$934	\$1,270	\$1,253
Capacity & Operational Improvements	614	627	982	1,039
Project Debt Service	80	79	58	58
Remaining Operations	233	233	289	287
Total	\$1,830	\$1,873	\$2,599	\$2,637

374

Requested Budgeted Expenditures SFY 2020/21 \$2.637B

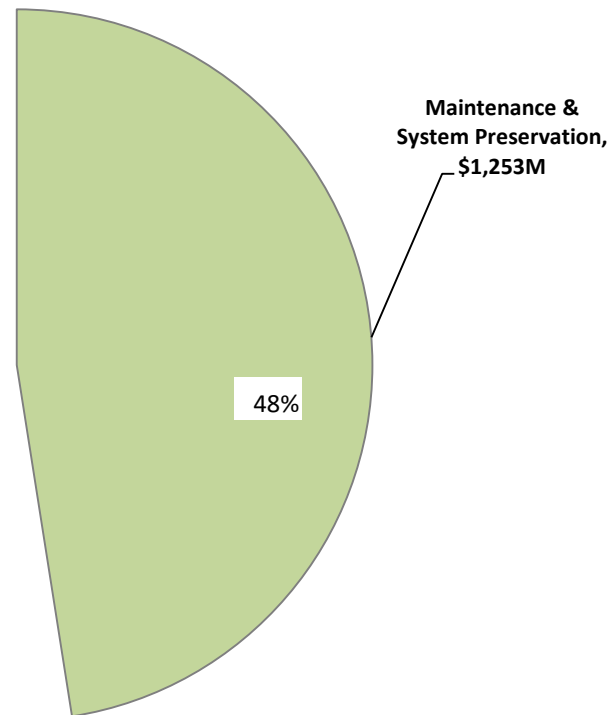
Maintenance & System Preservation	\$1.253B
Capacity & Operational Improvements	\$1.039B
Project Debt Service	\$ 58M
Remaining Operations	\$ 287M
Total Budgeted Expenditures FY 2021	\$2.637B



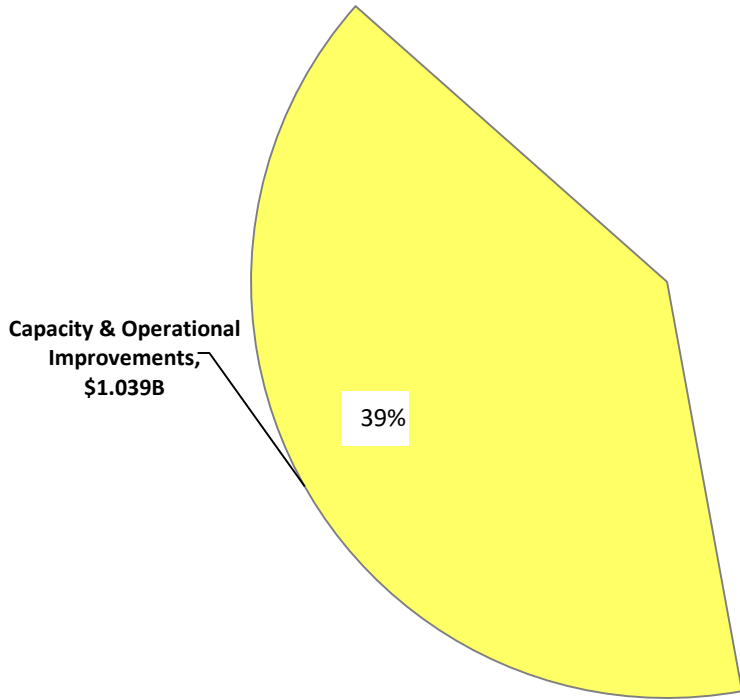
Budgeted Expenditures SFY 2020/21

Maintenance & System Preservation

\$672M	Pavement Rehabilitation & Resurfacing
\$184M	Bridges
\$158M	Field Maintenance
	Personnel Services/Fringe
\$199M	Field Maintenance
	Materials & Equipment
\$ 38M	Non-Federal Aid



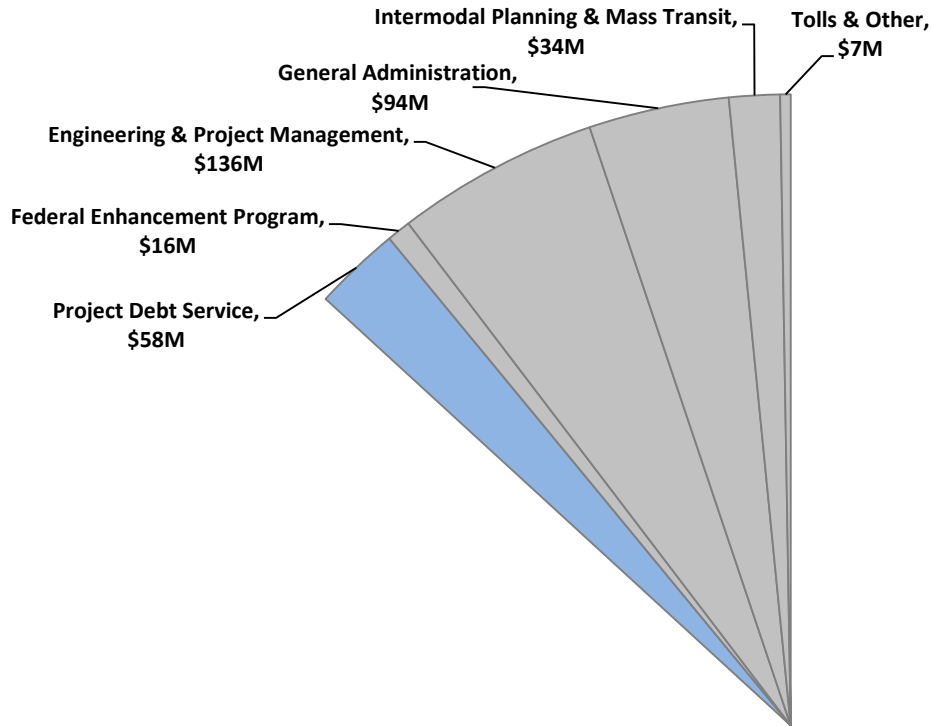
Budgeted Expenditures SFY 2020/21



Capacity & Operational Improvements

\$439M	Federal-Aid Road Widenings & New Location
\$403M	Federal-Aid Highway Operational & Safety Improvements
\$ 60M	State Ports Authority Port Access Road
\$ 29M	SCTIB 1¢ Gasoline Equivalent Transfer
\$108M	Other Operating (ER Project, Miscellaneous)

Budgeted Expenditures SFY 2020/21



Debt & Project Loans

\$ 58M Project Debt Service

Federal Enhancement Program

\$ 16M Enhancements

Engineering & Project Management

\$136M Engineering & Project Management including Fringe

General Administration

\$ 73M General Administration including Fringe

\$ 9M Land & Buildings – Statewide Facility Maintenance

\$ 12M Rest Areas

Intermodal Planning & Mass Transit

\$ 34M Intermodal Planning & Mass Transit including Fringe

Tolls & Other

\$ 7M Cross Island Toll Operations

Budgeted Expenditures SFY 2020/21

State General Fund Appropriation Requests

- \$ 12M Rest Areas: In SFY 2019/20, SCDOT requested \$16M to rehabilitate interstate rest areas. \$4M was granted. \$12M is being requested in SFY 2020/21.
- \$ 10M Litter Pick-Up: Funds are being requested to provide enhanced litter clean-up along primary routes.
- \$ 145K Sumter/SLED PD Project: Funds to reimburse SCDOT for rendering assistance for a public purpose to law enforcement.

Provisos

SFY 2020/21

Proposed Additions

84.16 (Compensatory Payment): Consistent with other state agencies, would provide the ability to pay exempt employees for actual hours worked during an emergency event.

84.17 (Non-Federal Aid Highway Fund): Clarifies the use of funds provided by Act 176 of 2005 to be used for the maintenance and repair of the existing highway system.

Proposed Deletions

117.109 (Charleston and Dorchester County Sound Barriers): Removes language related to sound barriers that is no longer necessary.

Intentionally Left Blank

Fiscal Year 2020-21 Budget Request Executive Summary

Agency Code: U200
 Agency Name: County Transportation Funds
 Section: 86

BUDGET REQUESTS			FUNDING					FTES				
Priority	Request Type	Request Title	State	Federal	Earmarked	Restricted	Total	State	Federal	Earmarked	Restricted	Total
1	B1 - Recurring	Operating Fund 49369000				23,201,706	23,201,706					0.00
2							0					0.00
3							0					0.00
4							0					0.00
5							0					0.00
6							0					0.00
7							0					0.00
8							0					0.00
9							0					0.00
10							0					0.00
11							0					0.00
12							0					0.00
13							0					0.00
14							0					0.00
15							0					0.00
16							0					0.00
17							0					0.00
18							0					0.00
19							0					0.00
20							0					0.00
21							0					0.00
22							0					0.00
23							0					0.00
24							0					0.00
25							0					0.00
26							0					0.00
27							0					0.00
28							0					0.00
29							0					0.00
30							0					0.00
TOTAL BUDGET REQUESTS			0	0	0	23,201,706	23,201,706	0.00	0.00	0.00	0.00	0.00

Intentionally Left Blank

AGENCY NAME:	County Transportation Committee		
AGENCY CODE:	U200	SECTION:	86



**Fiscal Year 2020-21
Agency Budget Plan**

FORM A - BUDGET PLAN SUMMARY

OPERATING REQUESTS (FORM B1)	For FY 2020-21, my agency is (mark "X"):	
	<input type="checkbox"/>	Requesting General Fund Appropriations.
	<input checked="" type="checkbox"/>	Requesting Federal/Other Authorization.
	<input type="checkbox"/>	Not requesting any changes.

NON-RECURRING REQUESTS (FORM B2)	For FY 2020-21, my agency is (mark "X"):	
	<input type="checkbox"/>	Requesting Non-Recurring Appropriations.
	<input type="checkbox"/>	Requesting Non-Recurring Federal/Other Authorization.
	<input checked="" type="checkbox"/>	Not requesting any changes.

CAPITAL REQUESTS (FORM C)	For FY 2020-21, my agency is (mark "X"):	
	<input type="checkbox"/>	Requesting funding for Capital Projects.
	<input checked="" type="checkbox"/>	Not requesting any changes.

PROVISOS (FORM D)	For FY 2020-21, my agency is (mark "X"):	
	<input type="checkbox"/>	Requesting a new proviso and/or substantive changes to existing provisos.
	<input type="checkbox"/>	Only requesting technical proviso changes (such as date references).
	<input checked="" type="checkbox"/>	Not requesting any proviso changes.

Please identify your agency's preferred contacts for this year's budget process.

	<i>Name</i>	<i>Phone</i>	<i>Email</i>
PRIMARY CONTACT:	Kace L. Smith	737-1259	smithKL@scdot.org
SECONDARY CONTACT:	Scott A. Ludlam	737-2919	ludlamsa@scdot.org

I have reviewed and approved the enclosed FY 2020-21 Agency Budget Plan, which is complete and accurate to the extent of my knowledge.

	<i>Agency Director</i>	<i>Board or Commission Chair</i>
SIGN/DATE:		
TYPE/PRINT NAME:	Christy A. Hall, PE	N/A

This form must be signed by the agency head – not a delegate.

FORM B1 – RECURRING OPERATING REQUEST

AGENCY PRIORITY	<div style="border: 1px solid black; padding: 2px;">1</div> <p style="margin-top: 5px;"><i>Provide the Agency Priority Ranking from the Executive Summary.</i></p>																				
TITLE	<div style="border: 1px solid black; padding: 2px;">Fund 4936900 CTC</div> <p style="margin-top: 5px;"><i>Provide a brief, descriptive title for this request.</i></p>																				
AMOUNT	<div style="border: 1px solid black; padding: 2px;"> General: Federal: Other: \$23,201,706 Total: \$23,201,706 </div> <p style="margin-top: 5px;"><i>What is the net change in requested appropriations for FY 2020-21? This amount should correspond to the total for all funding sources on the Executive Summary.</i></p>																				
NEW POSITIONS	<div style="border: 1px solid black; padding: 2px;">N/A</div> <p style="margin-top: 5px;"><i>Please provide the total number of new positions needed for this request.</i></p>																				
FACTORS ASSOCIATED WITH THE REQUEST	<div style="border: 1px solid black; padding: 2px;"> <p>Mark “X” for all that apply:</p> <table style="width: 100%; border-collapse: collapse;"> <tr> <td style="width: 20px; text-align: center;"><input checked="" type="checkbox"/></td> <td>Change in cost of providing current services to existing program audience</td> </tr> <tr> <td style="text-align: center;"><input type="checkbox"/></td> <td>Change in case load/enrollment under existing program guidelines</td> </tr> <tr> <td style="text-align: center;"><input type="checkbox"/></td> <td>Non-mandated change in eligibility/enrollment for existing program</td> </tr> <tr> <td style="text-align: center;"><input type="checkbox"/></td> <td>Non-mandated program change in service levels or areas</td> </tr> <tr> <td style="text-align: center;"><input type="checkbox"/></td> <td>Proposed establishment of a new program or initiative</td> </tr> <tr> <td style="text-align: center;"><input type="checkbox"/></td> <td>Loss of federal or other external financial support for existing program</td> </tr> <tr> <td style="text-align: center;"><input type="checkbox"/></td> <td>Exhaustion of fund balances previously used to support program</td> </tr> <tr> <td style="text-align: center;"><input type="checkbox"/></td> <td>IT Technology/Security related</td> </tr> <tr> <td style="text-align: center;"><input type="checkbox"/></td> <td>Consulted DTO during development</td> </tr> <tr> <td style="text-align: center;"><input type="checkbox"/></td> <td>Related to a Non-Recurring request – If so, Priority # _____</td> </tr> </table> </div>	<input checked="" type="checkbox"/>	Change in cost of providing current services to existing program audience	<input type="checkbox"/>	Change in case load/enrollment under existing program guidelines	<input type="checkbox"/>	Non-mandated change in eligibility/enrollment for existing program	<input type="checkbox"/>	Non-mandated program change in service levels or areas	<input type="checkbox"/>	Proposed establishment of a new program or initiative	<input type="checkbox"/>	Loss of federal or other external financial support for existing program	<input type="checkbox"/>	Exhaustion of fund balances previously used to support program	<input type="checkbox"/>	IT Technology/Security related	<input type="checkbox"/>	Consulted DTO during development	<input type="checkbox"/>	Related to a Non-Recurring request – If so, Priority # _____
<input checked="" type="checkbox"/>	Change in cost of providing current services to existing program audience																				
<input type="checkbox"/>	Change in case load/enrollment under existing program guidelines																				
<input type="checkbox"/>	Non-mandated change in eligibility/enrollment for existing program																				
<input type="checkbox"/>	Non-mandated program change in service levels or areas																				
<input type="checkbox"/>	Proposed establishment of a new program or initiative																				
<input type="checkbox"/>	Loss of federal or other external financial support for existing program																				
<input type="checkbox"/>	Exhaustion of fund balances previously used to support program																				
<input type="checkbox"/>	IT Technology/Security related																				
<input type="checkbox"/>	Consulted DTO during development																				
<input type="checkbox"/>	Related to a Non-Recurring request – If so, Priority # _____																				
STATEWIDE ENTERPRISE STRATEGIC OBJECTIVES	<div style="border: 1px solid black; padding: 2px;"> <p>Mark “X” for primary applicable Statewide Enterprise Strategic Objective:</p> <table style="width: 100%; border-collapse: collapse;"> <tr> <td style="width: 20px; text-align: center;"><input type="checkbox"/></td> <td>Education, Training, and Human Development</td> </tr> <tr> <td style="text-align: center;"><input type="checkbox"/></td> <td>Healthy and Safe Families</td> </tr> <tr> <td style="text-align: center;"><input type="checkbox"/></td> <td>Maintaining Safety, Integrity, and Security</td> </tr> <tr> <td style="text-align: center;"><input type="checkbox"/></td> <td>Public Infrastructure and Economic Development</td> </tr> <tr> <td style="text-align: center;"><input type="checkbox"/></td> <td>Government and Citizens</td> </tr> </table> </div>	<input type="checkbox"/>	Education, Training, and Human Development	<input type="checkbox"/>	Healthy and Safe Families	<input type="checkbox"/>	Maintaining Safety, Integrity, and Security	<input type="checkbox"/>	Public Infrastructure and Economic Development	<input type="checkbox"/>	Government and Citizens										
<input type="checkbox"/>	Education, Training, and Human Development																				
<input type="checkbox"/>	Healthy and Safe Families																				
<input type="checkbox"/>	Maintaining Safety, Integrity, and Security																				
<input type="checkbox"/>	Public Infrastructure and Economic Development																				
<input type="checkbox"/>	Government and Citizens																				

ACCOUNTABILITY OF FUNDS	N/A
--------------------------------	-----

What specific strategy, as outlined in the FY 2019-20 Strategic Planning and Performance Measurement template of agency's accountability report, does this funding request support? How would this request advance that strategy? How would the use of these funds be evaluated?

RECIPIENTS OF FUNDS	
----------------------------	--

What individuals or entities would receive these funds (contractors, vendors, grantees, individual beneficiaries, etc.)? How would these funds be allocated – using an existing formula, through a competitive process, based upon predetermined eligibility criteria?

JUSTIFICATION OF REQUEST	Additional authorization needed as the CTCs continue to utilize the increase in motor fuel revenue from Act 40.
---------------------------------	---

Please thoroughly explain the request to include the justification for funds, potential offsets, matching funds, and method of calculation. Please include any explanation of impact if funds are not received. If new positions have been requested, explain why existing vacancies are not sufficient.

Intentionally Left Blank